



PUBLIC

2023-12-04

Feature Scope Description for SAP Integration Suite

Content

1	About this Document.	3
2	Introduction.	4
3	Features.	5
3.1	Cloud Integration	5
3.2	API Management.	28
3.3	Graph.	31
3.4	Open Connectors.	32
3.5	Integration Advisor.	32
3.6	Trading Partner Management.	33
3.7	Integration Assessment.	34
3.8	Migration Assessment.	34
3.9	Edge Integration Cell.	35
4	Compliance and Security.	36
5	Service Availability.	39
6	Browser Support.	40
7	Service Level Agreement.	41

1 About this Document

This document describes the **features** that are available in SAP Integration Suite. The availability of some of the features may depend on your license agreement with SAP.

To illustrate integration with other SAP offerings, the **product documentation** on SAP Help Portal might include references to features that are not included with SAP Integration Suite. Features that are not included in this feature scope description might require a separate license.

This document does not include any information about:

Packages and pricing available for SAP Integration Suite. For more information, see [SAP Discovery Center](#) .

2 Introduction

SAP Integration Suite is a versatile, dynamic, and enterprise-grade platform that can simplify integration for people with diverse skill sets through a variety of integration approaches. Pre-packaged integration scenarios provide ready-to-go integrations and can rapidly reduce development times. API and digital teams can build semantic APIs to accelerate digital applications.

Certain constraints might apply with regard to the usage of some of these features (as described in the product documentation).

i Note

Certain limitations apply with regard to the purchased edition of the product.

3 Features

Get a high-level overview about the features of SAP Integration Suite.

SAP Integration Suite comes with the following capabilities. For more information on the features available for each capability, check out the respective section:

- [Cloud Integration \[page 5\]](#)
- [API Management \[page 28\]](#)
- [Graph \[page 31\]](#)
- [Open Connectors \[page 32\]](#)
- [Integration Advisor \[page 32\]](#)
- [Trading Partner Management \[page 33\]](#)
- [Integration Assessment \[page 34\]](#)
- [Migration Assessment \[page 34\]](#)

3.1 Cloud Integration

Cloud Integration supports end-to-end process integration across cloud-based and on-premise applications based on the exchange of messages.

It provides capabilities to process messages in integration scenarios spanning different companies, organizations, or departments within an organization.

Integration Content

Integration developers can use predefined integration content out of the box, enhance it, or develop their own integration content from scratch.

Integration content refers to all design artifacts that define how a message is to be processed in the course of an integration scenario.

The following features related to integration content are available.

Integration Content

Feature	Description
Predefined content provided by SAP	<p>SAP provides reusable integration content which is composed of various predefined integration flows and other elements (for example, value mappings) that cover the integration requirements for a number of standard integration scenarios (for example, setting up integration with the Ariba network or integrating SAP SuccessFactors and SAP ERP).</p>
Develop and edit integration content	<p>SAP Cloud Integration provides an integration content designer to develop your own integration content.</p> <p>You use an <i>integration flow</i> model to specify the senders and receivers of messages for a scenario, and how messages are to be processed at runtime. An integration flow is deployed on a tenant, where it can be executed. It is composed of adapters (defining how a tenant is connected to remote systems) and integration flow steps (defining the individual processing steps).</p> <p>The supported adapters and integration flow steps are described in sections <i>Connectivity</i> and <i>Message Processing</i> of this document.</p> <p>You can simulate an integration flow without the need to deploy it on the tenant (activating of tracing supported).</p>
Deploy integration content on different integration platforms	<p>You can deploy and run integration content on different integration platforms.</p> <p>Accordingly, different product profiles are available to adapt the user interface of the integration content designer to the specifications and capabilities of the target integration platform.</p> <p>Supported target integration platforms:</p> <ul style="list-style-type: none">• SAP Cloud Integration runtime environment (runs on an SAP BTP tenant)• SAP Process Orchestration (on-premise) runtime environment (release SAP Process Orchestration 7.5 SP 0 and higher)
Transport integration content	<p>You can transport integration content across tenants using different options:</p> <ul style="list-style-type: none">• Change and Transport System CTS+• SAP Cloud Transport Management• Manual export/import

Connectivity

SAP provides a set of adapters that allow you to specify a certain connection type and to define, for example, which technical protocols should be used to connect a sender or a receiver system to the tenant and how this connection is protected.

Note related to terminology:

A receiver adapter connects the tenant to an external system. A sender adapter receives incoming messages (sent from an external system) or connects the tenant to an external system and polls for messages.

The following adapters are available out of the box.

Adapter

Feature	Description
AmazonWebServices Sender adapter	Connects SAP Integration Suite to Amazon Web Services. The adapter supports the following protocols: <ul style="list-style-type: none">• S3: Simple Cloud Storage• SQS: Simple Queue Service
AmazonWebServices Receiver adapter	Connects SAP Integration Suite to Amazon Web Services. The adapter supports the following protocols: <ul style="list-style-type: none">• S3: Simple Cloud Storage• SQS: Simple Queue Service• SNS: Simple Notification Service• SWF: Simple Workflow Service
AMQP Sender adapter	Enables SAP Integration Suite to consume messages from queues or topic subscriptions in an external messaging system. Supported message protocol: AMQP (Advanced Message Queuing Protocol) 1.0 Supported transport protocols: TCP, WebSocket
AMQP Receiver adapter	Enables SAP Integration Suite to send messages to queues or topics in an external messaging system. Supported message protocol: AMQP (Advanced Message Queuing Protocol) 1.0 Supported transport protocols: TCP, WebSocket
AMQP for SAP Event Mesh Sender adapter	Enables SAP Integration Suite to consume messages from SAP Event Mesh. Supported message protocol: AMQP (Advanced Message Queuing Protocol) 1.0 Supported transport protocol: WebSocket
AMQP for SAP Event Mesh Receiver adapter	Enables SAP Integration Suite to send messages to SAP Event Mesh. Supported message protocol: AMQP (Advanced Message Queuing Protocol) 1.0 Supported transport protocol: WebSocket

Feature	Description
<i>AMQP for Microsoft Azure Service Bus</i>	Enables SAP Integration Suite to consume messages from Microsoft Azure Service Bus.
Sender adapter	Supported message protocol: AMQP (Advanced Message Queuing Protocol) 1.0 Supported transport protocol: TCP
<i>AMQP for Microsoft Azure Service Bus</i>	Enables SAP Integration Suite to send messages to Microsoft Azure Service Bus.
Receiver adapter	Supported message protocol: AMQP (Advanced Message Queuing Protocol) 1.0 Supported transport protocol: TCP
<i>AMQP for Solace PubSub+</i>	Enables SAP Integration Suite to consume messages from Solace PubSub+.
Sender adapter	Supported message protocol: AMQP (Advanced Message Queuing Protocol) 1.0 Supported transport protocol: TCP
<i>AMQP for Solace PubSub+</i>	Enables SAP Integration Suite to send messages to Solace PubSub+.
Receiver adapter	Supported message protocol: AMQP (Advanced Message Queuing Protocol) 1.0 Supported transport protocol: TCP
<i>AMQP for Apache Qpid Broker-J</i>	Enables SAP Integration Suite to consume messages from Apache Qpid Broker-J.
Sender adapter	Supported message protocol: AMQP (Advanced Message Queuing Protocol) 1.0 Supported transport protocol: TCP, WebSocket
<i>AMQP for Apache Qpid Broker-J</i>	Enables SAP Integration Suite to send messages to Apache Qpid Broker-J.
Receiver adapter	Supported message protocol: AMQP (Advanced Message Queuing Protocol) 1.0 Supported transport protocol: TCP, WebSocket
<i>AMQP for Apache ActiveMQ 5 / Apache ActiveMQ Artemis</i>	Enables SAP Integration Suite to consume messages from Apache ActiveMQ 5 / Apache ActiveMQ Artemis.
Sender adapter	Supported message protocol: AMQP (Advanced Message Queuing Protocol) 1.0 Supported transport protocol: TCP
<i>AMQP for Apache ActiveMQ 5 / Apache ActiveMQ Artemis</i>	Enables SAP Integration Suite to send messages to Apache ActiveMQ 5 / Apache ActiveMQ Artemis.
Receiver adapter	Supported message protocol: AMQP (Advanced Message Queuing Protocol) 1.0 Supported transport protocol: TCP
<i>AMQP for IBM MQ</i>	Enables SAP Integration Suite to consume messages from IBM MQ.
Sender adapter	Supported message protocol: AMQP (Advanced Message Queuing Protocol) 1.0 Supported transport protocol: TCP

Feature	Description
AMQP for IBM MQ	Enables SAP Integration Suite to send messages to IBM MQ.
Receiver adapter	Supported message protocol: AMQP (Advanced Message Queuing Protocol) 1.0 Supported transport protocol: TCP
Ariba	Connects SAP Integration Suite to the Ariba Network. Using this adapter, SAP and non-SAP cloud applications can receive business-specific documents in commerce eXtensible Markup Language (cXML) format from the Ariba network. The sender adapter allows you to define a schedule for polling data from Ariba.
Sender adapter	
Ariba	Connects SAP Integration Suite to the Ariba network. Using this adapter, SAP and non-SAP cloud applications can send business-specific documents in commerce eXtensible Markup Language (cXML) format to the Ariba network.
Receiver adapter	
AS2	Enables SAP Integration Suite to exchange business-specific documents with a partner through the Applicability Statement 2 (AS2) protocol.
Sender adapter	Sender adapter: Can return an electronic receipt to the sender of the AS2 message (in the form of a Message Disposition Notification (MDN))
AS2	Enables SAP Integration Suite to exchange business-specific documents with a partner through the Applicability Statement 2 (AS2) protocol.
Receiver adapter	
AS4	Enables SAP Integration Suite to securely process incoming AS4 messages using Web Services. The AS4 sender adapter is based on the ebMS 3.0 specification that supports the ebMS handler conformance profile.
Sender adapter	<ul style="list-style-type: none"> • Supports one-way/ebMS3 push message exchange pattern (MEP). • Support on-way/ebMS3 pull that allows the message party to pick the corresponding message from the partner. • Supports signature verification and decryption of the message. • Generates receipts after processing the incoming AS4 message. • Allows you to set a size limit for the body and attachment of an incoming message.
AS4	Enables SAP Integration Suite to establish a connection between any two message service handlers (MSHs) for exchanging business documents. The AS4 receiver adapter uses the Light Client conformance policy and supports only message pushing for the sending MSH and selective message pulling for the receiving MSH.
Receiver adapter	Receiver adapter: <ul style="list-style-type: none"> • Supports one-way/push message exchange pattern (MEP) that involves the transfer of business documents from a sending MSH to a receiving MSH. • Supports one-way/selective-pull message exchange pattern (MEP) that involves the receiving MSH initiating a selective pull request to the sending MSH. The sending MSH responds by sending the specific user message. • Supports storing and verification of receipts.



Feature	Description
AzureStorage Sender adapter	Enables SAP Integration Suite to receive files from Azure Storage.
AzureStorage Receiver adapter	Enables SAP Integration Suite to connect to Azure Storage, to manage files, containers, folders, and messages, and to perform <i>create, read, update and delete</i> (CRUD) operations on objects stored there.
Data Store Sender adapter	Enables SAP Integration Suite to consume messages from a data store.
Dropbox Sender adapter	Enables SAP Integration Suite to receive files from the Dropbox storage.
Dropbox Receiver adapter	Enables SAP Integration Suite to write files and folders to the Dropbox storage.
ELSTER Receiver adapter	<p>Enables SAP Integration Suite to send a tax document to the ELSTER server.</p> <p>ELSTER (acronym for the German term <i>Elektronische Steuererklärung</i>) is used in German fiscal management to process tax declarations exchanged over the Internet.</p> <p>The adapter supports the following operations: Getting the version of the ERIC (ELSTER Rich Client) library, validating a tax document, and sending a tax document.</p>
Facebook Receiver adapter	<p>Enables SAP Integration Suite to access and extract information from Facebook based on certain criteria such as keywords or user data.</p> <p>Using OAuth, the SAP BTP tenant can access resources on Facebook on behalf of a Facebook user.</p>
FTP Sender adapter	<p>Enables SAP Integration Suite to connect to a remote system using TCP (Transmission Control Protocol) to receive files from the system.</p> <p>FTP stands for File Transfer Protocol.</p> <p>The sender adapter allows you to define a schedule for polling data from the connected system.</p>
FTP Receiver adapter	<p>Enables SAP Integration Suite to connect to a remote system using TCP (Transmission Control Protocol) to write files to the system.</p> <p>FTP stands for File Transfer Protocol.</p>
HTTPS Sender adapter	Establishes an HTTPS connection between SAP Integration Suite and a sender system.

Feature	Description
<i>HTTP</i>	Establishes an HTTP connection between SAP Integration Suite and a receiver system.
Receiver adapter	<p>Receiver adapter:</p> <ul style="list-style-type: none"> • Supports HTTP 1.1 only (target system must support chunked transfer encoding and may not rely on the existence of the HTTP Content-Length header) • Supports the following methods: DELETE, GET, HEAD, POST, PUT, TRACE <p>Method can also be determined dynamically by reading a value from a message header or property during runtime.</p>
<i>IDoc</i>	Allows SAP Integration Suite to exchange Intermediate Document (IDoc) messages with a sender system that supports communication via SOAP Web services.
Sender adapter	A size limit for the inbound message can be configured for the sender adapter.
<i>IDoc</i>	Allows SAP Integration Suite to exchange Intermediate Document (IDoc) messages with a receiver system that supports communication via SOAP Web services.
Receiver adapter	
<i>JDBC</i>	Allows SAP Integration Suite to connect to a JDBC (Java Database Connectivity) database and to execute SQL commands on the database.
Receiver adapter	
<i>JDBC for DB2 (On-Premise)</i>	Allows SAP Integration Suite to connect to DB2 (On-Premise) using JDBC (Java Database Connectivity) and to execute SQL commands on the database.
Receiver adapter	
<i>JDBC for Microsoft SQL Server (Cloud)</i>	Allows SAP Integration Suite to connect to Microsoft SQL Server (Cloud) using JDBC (Java Database Connectivity) and to execute SQL commands on the database.
Receiver adapter	
<i>JDBC for Microsoft SQL Server (On-Premise)</i>	Allows SAP Integration Suite to connect to Microsoft SQL Server (On-Premise) using JDBC (Java Database Connectivity) and to execute SQL commands on the database.
Receiver adapter	
<i>JDBC for Oracle (Cloud)</i>	Allows SAP Integration Suite to connect to Oracle (Cloud) using JDBC (Java Database Connectivity) and to execute SQL commands on the database.
Receiver adapter	
<i>JDBC for Oracle (On-Premise)</i>	Allows SAP Integration Suite to connect to Oracle (On-Premise) using JDBC (Java Database Connectivity) and to execute SQL commands on the database.
Receiver adapter	
<i>JDBC for PostgreSQL (Cloud)</i>	Allows SAP Integration Suite to connect to PostgreSQL (Cloud) using JDBC (Java Database Connectivity) and to execute SQL commands on the database.
Receiver adapter	

Feature	Description
<i>JDBC for SAP HANA Cloud</i> Receiver adapter	Allows SAP Integration Suite to connect to SAP HANA Cloud using JDBC (Java Database Connectivity) and to execute SQL commands on the database.
<i>JDBC for SAP HANA Platform (On-Premise)</i> Receiver adapter	Allows SAP Integration Suite to connect to SAP HANA Platform (On-Premise) using JDBC (Java Database Connectivity) and to execute SQL commands on the database.
<i>JMS</i> Sender adapter	<p>Enables asynchronous messaging by using message queues.</p> <p>The sender adapter consumes messages from a queue. The messages are processed concurrently.</p> <p>To prevent situations where the JMS adapter tries again and again to process a failed (large) message, you can store messages (where the processing stopped unexpectedly) in a dead-letter queue after two retries.</p> <p>Certain constraints apply with regard to the number and capacity of involved queues, as well as for the headers and exchange properties defined in the integration flow before the message is saved to the queue (as described in the product documentation).</p>
<i>JMS</i> Receiver adapter	<p>Enables asynchronous messaging by using message queues.</p> <p>The receiver adapter stores messages and schedules them for processing in a queue. The messages are processed concurrently.</p>
<i>Kafka</i> Sender adapter	Allows SAP Integration Suite to connect to an external Kafka broker via Kafka protocol and to fetch Kafka records (messages).
<i>Kafka</i> Receiver adapter	Allows SAP Integration Suite to connect to an external Kafka broker via Kafka protocol and to send Kafka records (messages).
<i>Mail Sender for IMAP</i> Sender adapter	<p>Enables SAP Integration Suite to read e-mails from an e-mail server using the Internet Message Access Protocol (IMAP) protocol.</p> <p>To authenticate against the e-mail server, you can send the user name and password in plain text or encrypted (the latter only if the e-mail server supports this option).</p> <p>You can protect inbound e-mails at the transport layer with IMAPS and STARTTLS.</p> <p>The sender adapter allows you to define a schedule for polling data from the connected system.</p> <p>For more information on possible threats when processing e-mail content with the Mail adapter, see the product documentation.</p>

Feature	Description
<i>Mail Sender for POP3</i>	Enables SAP Integration Suite to read e-mails from an e-mail server using the Post Office Protocol (POP3) protocol.
Sender adapter	<p>To authenticate against the e-mail server, you can send the user name and password in plain text or encrypted (the latter only if the e-mail server supports this option).</p> <p>You can protect inbound e-mails at the transport layer with POP3S and STARTTLS.</p> <p>The sender adapter allows you to define a schedule for polling data from the connected system.</p> <p>For more information on possible threats when processing e-mail content with the Mail adapter, see the product documentation.</p>
<i>Mail</i>	Enables SAP Integration Suite to send e-mails to an e-mail server.
Receiver adapter	<p>To authenticate against the e-mail server, you can send the user name and password in plain text or encrypted (the latter only if the e-mail server supports this option).</p> <ul style="list-style-type: none"> You can protect outbound e-mails at the transport layer with STARTTLS or SMTPS. You can encrypt outbound e-mails using S/MIME (supported content encryption algorithms: AES/CBC/PKCS5Padding, DESede/CBC/PKCS5Padding).
<i>MDI</i>	The MDI (SAP Master Data Integration) adapter synchronizes your master data from SAP applications like SAP ECC and other third party applications with SAP MDI service.
Receiver adapter	
<i>Microsoft Dynamics CRM</i>	Connects SAP Integration Suite to Microsoft Dynamics Customer Relationship Management (CRM).
Receiver adapter	
<i>Microsoft SharePoint</i>	Connects SAP Integration Suite to a remote system using the HTTP/HTTPS protocol to read files from the system.
Sender adapter	
<i>Microsoft SharePoint</i>	Connects SAP Integration Suite to a remote system using the HTTP protocol to write files to the system.
Receiver adapter	
<i>OData</i>	Connects SAP Integration Suite to systems using the Open Data (OData) protocol in either ATOM or JSON format (only synchronous communication is supported).
Sender adapter	<p>Supported versions: OData version 2.0</p> <ul style="list-style-type: none"> The adapter receives incoming requests in either ATOM or JSON format. Supported operations: Create (POST), Delete (DELETE), Query (GET), Read (GET), Update (PUT). Using the GET or POST method, the sender adapter can also invoke operations that are not covered by the standard CRUD (Create, Retrieve, Update, and Delete) methods (function import).

Feature	Description
<i>OData</i>	Connects SAP Integration Suite to systems using the Open Data (OData) protocol.
Receiver adapter	<p>Supported versions:</p> <ul style="list-style-type: none"> • OData version 2.0 Supported operations: Create (POST), Delete (DELETE), Merge (MERGE), Query (GET), Read (GET), Update (PUT), Patch (PATCH) • OData version 4.0 Supported operations: Create (POST), Query (GET), Update (PUT) • The outgoing request payload must be in XML format.
<i>ODC</i>	Connects SAP Integration Suite to SAP Gateway OData Channel (through transport protocol HTTPS).
Receiver adapter	Supported operations: Create (POST), Delete (DELETE), Merge (MERGE), Query (GET), Read (GET), Update (PUT)
<i>OpenConnectors</i>	Connects SAP Integration Suite to more than 150 non-SAP Cloud applications that are supported by SAP Open Connectors.
Receiver adapter	<ul style="list-style-type: none"> • Uses APIs to fetch data from specific third-party applications. • Is designed to handle large volumes of incoming data. • Supports messages in both JSON and XML format, for request and response calls. • Allows you to define specific values for variables.
<i>ProcessDirect</i>	Connects an integration flow with another integration flow deployed on the same tenant.
Sender adapter	<p>An integration flow with a ProcessDirect sender adapter (as consumer) consumes data from another integration flow.</p> <p>N:1 cardinality of producer and consumer integration flows is supported.</p>
<i>ProcessDirect</i>	Connects an integration flow with another integration flow deployed on the same tenant.
Receiver adapter	<p>An integration flow with a ProcessDirect receiver adapter (as producer) sends data to another integration flow.</p> <p>N:1 cardinality of producer and consumer integration flows is supported.</p>
<i>RabbitMQ</i>	Allows SAP Integration Suite to consume messages from the RabbitMQ server. In addition, you use the adapter to send acknowledgements to the RabbitMQ server.
Sender adapter	
<i>RabbitMQ</i>	Allows SAP Integration Suite to send messages to the RabbitMQ server.
Receiver adapter	
<i>RFC</i>	Connects SAP Integration Suite to a remote receiver system using Remote Function Call (RFC).
Receiver adapter	<p>RFC is the standard interface used for integrating on-premise ABAP systems to the systems hosted on the cloud using SAP Cloud Connector.</p> <p>The adapter supports SAP NetWeaver, version 7.31 or higher.</p>

Feature	Description
Salesforce Sender adapter	Connects SAP Integration Suite to Salesforce.
Salesforce Receiver adapter	Connects SAP Integration Suite to Salesforce.
ServiceNow Receiver adapter	Connects SAP Integration Suite to ServiceNow. Supports basic authentication and OAuth.
SFTP Sender adapter	<p>Connects SAP Integration Suite to a remote system using the SSH File Transfer protocol to read files from the system. SSH File Transfer protocol is also referred to as Secure File Transfer protocol (or SFTP).</p> <p>Supported versions:</p> <p>SSH version 2 (as specified at The Secure Shell (SSH) Protocol Architecture ) , SSH File Transfer Protocol (SFTP) version 3 or higher</p> <p>The sender adapter allows you to define a schedule for polling data from the connected system.</p>
SFTP Receiver adapter	<p>Connects SAP Integration Suite to a remote system using the SSH File Transfer protocol to write files to the system. SSH File Transfer protocol is also referred to as Secure File Transfer protocol (or SFTP).</p> <p>Supported versions:</p> <p>SSH version 2 (as specified at The Secure Shell (SSH) Protocol Architecture ) , SSH File Transfer Protocol (SFTP) version 3 or higher</p>
Slack Sender adapter	Enables SAP Integration Suite to receive search-related information from the Slack storage.
Slack Receiver adapter	Enables SAP Integration Suite to get data from the Slack storage or to create, modify, or delete data on the Slack storage.
SOAP SOAP 1.x Sender adapter	<p>Exchanges messages with a sender system that supports Simple Object Access Protocol (SOAP) 1.1 or SOAP 1.2.</p> <p>The message exchange patterns supported by the sender adapter are one-way messaging or request-reply.</p> <p>The adapter supports Web services Security (WS-Security).</p> <p>A size limit for the inbound message can be configured for the sender adapter.</p>
SOAP SOAP 1.x Receiver adapter	<p>Exchanges messages with a receiver system that supports Simple Object Access Protocol (SOAP) 1.1 or SOAP 1.2.</p> <p>The adapter supports Web services Security (WS-Security).</p>

Feature	Description
SOAP SAP RM Sender adapter	<p>Exchanges messages with a sender system based on the SOAP communication protocol and SAP Reliable Messaging (SAP RM) as the message protocol. SAP RM is a simplified communication protocol for asynchronous Web service communication that does not require the use of Web Service Reliable Messaging standards.</p> <p>A size limit for the inbound message can be configured for the sender adapter.</p>
SOAP SAP RM Receiver adapter	<p>Exchanges messages with a receiver system based on the SOAP communication protocol and SAP Reliable Messaging (SAP RM) as the message protocol. SAP RM is a simplified communication protocol for asynchronous Web service communication that does not require the use of Web Service Reliable Messaging standards.</p>
Splunk Sender adapter	<p>Enables SAP Integration Suite to receive search-related information from the Splunk storage.</p>
Splunk Receiver adapter	<p>Enables SAP Integration Suite to get data from the Splunk storage or to create, modify, or delete data on the Splunk storage.</p>
SuccessFactors REST Sender adapter	<p>Connects SAP Integration Suite to a SuccessFactors sender system using the REST message protocol.</p> <p>The adapter supports the following operations: GET</p>
SuccessFactors REST Receiver adapter	<p>Connects SAP Integration Suite to a SuccessFactors receiver system using the REST message protocol.</p> <p>The adapter supports the following operations: GET, POST</p>
SuccessFactors SOAP Sender adapter	<p>Connects SAP Integration Suite to SOAP-based Web services of a SuccessFactors sender system (synchronous or asynchronous communication).</p> <p>The adapter supports the following operations: Query</p>
SuccessFactors SOAP Receiver adapter	<p>Connects SAP Integration Suite to SOAP-based Web services of a SuccessFactors receiver system (synchronous or asynchronous communication).</p> <p>The adapter supports the following operations: Insert, Query, Update, Upsert</p>

Feature	Description
SuccessFactors OData V2 Receiver adapter	Connects SAP Integration Suite to a SuccessFactors system using OData V2. Features of OData version 2.0 supported by the adapter: <ul style="list-style-type: none"> • Operations: GET (get single entity as an entry document), PUT (update existing entry with an entry document), POST (create new entry from an entry document), DELETE (Delete an entry from an entry document), UPSERT (combination of Update OR Insert) • Query options: \$expand, \$skip, and \$top • Server-side pagination • Client-side pagination • Pagination enhancement: Data retrieved in chunks and sent to Cloud Integration • Deep insert: Creates a structure of related entities in one request • Authentication options: Basic authentication • Reference links: Link two entities using the <link> tag
SuccessFactors OData V4 Receiver adapter	Connects SAP Integration Suite to a SuccessFactors system using OData V4. Features of OData version 4.0 supported by the adapter: <ul style="list-style-type: none"> • Operations: GET, POST, PUT, DELETE • Navigation • Primitive types supported according to OData V4 specification • Structural types supported for create/update operations: Edm.ComplexType, Edm.EnumType, Collection(Edm.PrimitiveType) and Collection(Edm.ComplexType)
SugarCRM Receiver adapter	Connects SAP Integration Suite to SugarCRM.
Twitter Receiver adapter	Enables SAP Integration Suite to access Twitter and read or post tweets. Using OAuth, SAP Integration Suite can access resources on Twitter on behalf of a Twitter user.
Workday Receiver adapter	Connects SAP Integration Suite to Workday. Supports Workday SOAP API with basic authentication.
XI Sender adapter	Connects SAP Integration Suite to a remote sender system that can process the XI message protocol.
XI Receiver adapter	Connects SAP Integration Suite to a remote receiver system that can process the XI message protocol.

Message Processing

The Cloud Integration system can process messages in different ways.

The following message processing features are available.

Message Transformation

Feature	Description
Mapping	<p>Transforms the data structure and format used by the sender into a structure and format that the receiver can process.</p> <p>Supports the following kinds of mappings:</p> <ul style="list-style-type: none">• Message mappings designed with a graphical editor as part of the Cloud Integration toolset (supports XSD and EDMX structures)• Custom-mapping functions defined in scripts• XSLT mappings (defined in an XSLT resource)
ID Mapping	<p>Maps the source message ID to a target message ID. You can use this feature to implement scenarios with exactly once processing of messages.</p>
Content Modifier	<p>Modifies the content of an inbound message by changing the header or body of the message.</p> <p>A message is composed of a message body and message headers. Furthermore, when being processed on a Cloud Integration tenant, additional data associated with the message can be passed along in an additional container (referred to as <i>message exchange</i>) to make it available at a later point in time during message processing. The Content Modifier can read data from and write data to the message body, the message header, and the properties area of the message exchange. That way, the content of a message can flexibly be modified and prepared for a receiver or subsequent processing steps.</p> <p>Certain constraints apply with regard to the supported data formats (as described in the product documentation).</p>
XML Modifier	<p>Modifies the content of an inbound message by removing external DTDs and/or removing XML declarations.</p>
Converter	<p>Transforms an input message into another format.</p> <p>The following converters are available:</p> <ul style="list-style-type: none">• XML to JSON: Transforms messages in XML format to JSON format. You can specify streaming (with either the whole XML document or only specified XML elements presented by JSON arrays).• JSON to XML: Transforms messages in JSON format to XML format.• XML to CSV: Transforms messages in XML format to CSV format.• CSV to XML: Transforms messages in CSV format to XML format.• XML to EDI: Transforms a message in XML format to Electronic Data Interchange (EDI) format.• EDI to XML: Transforms a message in EDI format (EDIFACT or ASC-X12 format) to XML format. <p>Certain constraints apply with regard to the supported data formats (as described in the product documentation).</p>

Feature	Description
Decoder	<p>Decodes the incoming message to retrieve the original data (for example, if a base64-encoded message has been received).</p> <ul style="list-style-type: none"> • Base64 Decode: Decodes base64-encoded message content. • GZIP Decompress: Decompresses the message content using GNU zip (GZIP). • ZIP Decompress: Decompresses the message content using zip (only zip archives with a single entry supported). • MIME Multipart Decode: Transforms a MIME multipart message into a message with attachments.
Encoder	<p>Encodes the message using an encoding scheme to secure any sensitive message content during transfer over the network.</p> <ul style="list-style-type: none"> • Base64 Encode: Encodes the message content using base64. • GZIP Compress: Compresses the message content using GNU zip (GZIP). • ZIP Compress: Compresses the message content using zip (only zip archives with a single entry supported). • MIME Multipart Encode: Transforms the message content into a MIME multipart message. <p>If you want to send a message with attachments, but the protocol (for example, HTTP or SFTP) does not support attachments, you can send the message as a MIME multipart instead.</p> <div> <p>Note</p> <p>Note that SAP Cloud Integration does not support the processing of MIME multipart messages that contain multiple attachments with the same file name.</p> </div>
Filter	Filters information by extracting a specific node from the incoming message by using an XPath expression.
Message Digest	Calculates a digest of the payload or parts of it and stores the result in a message header.
Script	Executes custom Java script or Groovy script for message processing.
Calling External Systems or Subprocesses	
Feature	Description
Request-Reply	Calls an external receiver system in a synchronous step and gets back a response.
Send	Calls an external receiver system for use cases where no reply is expected.
Content Enricher	Calls an external system, accesses resources of this system, and merges the returned content with the original message.
Poll Enrich Step	Polls content from an external component, and enriches the original message with it.

Feature	Description
Process Call	<p>Calls a local integration process.</p> <p>A local integration process defines a container for a separate subprocess to be called from the main process. Using local integration processes, a complex message processing sequence can be fragmented and decomposed into smaller parts.</p>
Looping Process Call	Calls a local integration process in a loop.
Idempotent Process Call	<p>Detects if a message ID has already been successfully processed and stores the status of the successful process in the idempotent repository. If there's duplicate execution with the same message ID (for example if there's a retry by the sender system), the called subprocess can either be skipped or the message is marked as a duplicate. You can then decide how to handle the duplicate in the subprocess.</p>
Routing	
Feature	Description
Router	<p>Routes a message to one or more receivers.</p> <p>SAP Cloud Integration also supports routing that depends on the content of the message (content-based routing). For example, the tenant detects that a message has a particular field value, and forwards it to the specific receiver participant that handles requests from the sender participant.</p>
Multicast	<p>Sends the same message to more than one receiver.</p> <ul style="list-style-type: none"> Parallel multicast: Initiates message transfer to all the receiver nodes in parallel Sequential multicast: defines the sequence in which the message transfer to the receivers is initiated.

Feature	Description
Splitter	<p>Decomposes a composite message into a series of individual messages and sends them to a receiver.</p> <p>Supported splitters:</p> <ul style="list-style-type: none"> • General splitter: Breaks down a composite message containing 'n' messages into 'n' individual messages. Each individual message is enveloped by the same elements that enveloped the composite message. • Iterating splitter: Splits a composite message into a series of smaller messages without copying the enveloping elements of the composite message • PKCS#7/CMS splitter: Splits a PKCS7 Signed Data message that contains a signature and content (and breaks down the signature and content into separate files) • IDoc splitter: Splits a composite IDoc messages into a series of individual IDoc messages with the enveloping elements of the composite IDoc message • EDI splitter: Splits a bulk EDI message into a series of individual messages and validates and acknowledges the inbound message. A bulk EDI message can contain one or more EDI formats, such as EDIFACT, EANCOM, or ASC-X12. The EDI splitter can process different EDI formats depending on the business requirements of the trading partners. • Zip splitter: Splits an inbound archive file (.zip) into individual files. • Tar splitter: Splits an archive (.tar) file into individual files. <p>Certain constraints apply with regard to the supported data formats (as described in the product documentation).</p>
Join	<p>Merges messages from different routes and combines them into a single message.</p> <p>This feature is used in combination with the Gather feature. Join simply brings together the messages from different routes; it doesn't affect the content of the messages.</p> <p>Certain constraints apply with regard to the usage of this feature (as described in the product documentation).</p>
Gather	<p>Merges messages from different routes (into a single message) with the option to define certain strategies how to combine the initial messages.</p>

Storing Data During Processing

Feature	Description
Persist Message	<p>Stores a message payload so that you can access the stored message and analyze it at a later point in time.</p>

Feature	Description
Data Store Operations	<p>Stores messages temporarily for later processing.</p> <p>The following operations are supported:</p> <ul style="list-style-type: none"> • SELECT • GET • WRITE • DELETE
Write Variables	Specifies values for variables required during message processing.
Protecting Messages	
Feature	Description
Encryptor	<p>Encrypts the content of a message.</p> <p>Supported standards:</p> <ul style="list-style-type: none"> • PGP • PKCS#7/CMS Enveloped Data and Signed Data
Decryptor	<p>Decrypts the content of a message.</p> <p>Supported standards:</p> <ul style="list-style-type: none"> • PGP • PKCS#7/CMS Enveloped Data and Signed Data
Signer	<p>Signs a message.</p> <p>Supported standards:</p> <ul style="list-style-type: none"> • PKCS#7/CMS Enveloped Data and Signed Data • XML Digital Signature
Verifier	<p>Verifies a message.</p> <p>Supported standards:</p> <ul style="list-style-type: none"> • PKCS#7/CMS Enveloped Data and Signed Data • XML Digital Signature

Additional Features

Feature	Description
Transactional processing	<p>Ensures data consistency by processing the message within one transaction (supported when Java Message Service (JMS) and Java Database Connectivity (JDBC) resources are used in an integration flow).</p> <p>This feature is supported for the following resources:</p> <ul style="list-style-type: none">• JDBC resources: Data Store Operations (Write, Get, Select, Delete), Write Variables, Aggregator• JMS resources: JMS sender and receiver adapter, AS2 sender adapter <p>Either a JMS transaction or a JDBC transaction can be handled (no support for distributed transactions between JMS and JDBC resources).</p>
Externalization	<p>Supports parameterization of certain integration flow attributes (as listed in the product documentation). This means that you can provide the attribute values in a later configuration step without having to edit the integration flow.</p>
Dynamic attributes	<p>You can define placeholders for certain integration flow attributes (as listed in the product documentation). The values of these attributes are then set dynamically based on the content of the processed message.</p>

API-Based Integration Development

SAP Cloud Integration supports API-based integration development (as an alternative to coding).

The SAP Cloud Integration [Design](#) application provides graphical editors to design the following kinds of APIs:

- OData API (an OData API-based integration scenario with OData V2 sender adapter)
- REST API (a REST API-based integration scenario with HTTPS sender adapter)
- SOAP API (a SOAP API-based integration scenario with SOAP 1.x sender adapter)

The SAP Cloud Integration [Monitor](#) application allows you to deploy and manage SOAP, REST, and OData APIs and to monitor message processed through these APIs.

Certain constraints might apply with regard to the usage of some of these features (as described in the product documentation).

OData API

The following features are available for OData API development.

Integration developers can develop OData APIs that expose existing data sources, such as SOAP, as OData endpoints. These OData APIs can be consumed by SAP Fiori apps, SAP Mobile Services, or any other custom app, to address user-centric scenarios.

You can develop OData APIs that expose existing data sources, such as SOAP, as OData endpoints. These OData APIs can be consumed by SAP Fiori apps, SAP BTP Mobile Services, or any other custom app, to implement user-centric scenarios.

OData API Development Features

Feature	Description
Import from SOAP	Create an OData model or add to an existing one by importing the model definition from SOAP Web services.
Import from OData	Create an OData model or add to an existing one by importing the model definition from an existing OData API.
Import from ODC	Create an OData model or add to an existing one by importing the model definition from an OData API that is created in the IW_BEP component of an on-premise Gateway system (ODC).
Edit an OData model	Create an OData model from scratch or edit an existing model using the OData Model Editor.
View an OData model	View the overall layout of an OData model in the Graphical Model Viewer.
Bind to SOAP	Bind function imports and operations of entity sets in your OData model to the corresponding SOAP Web service operations.
Bind to OData	Bind function imports and operations of entity sets in your OData model to the corresponding OData APIs.
Bind to REST	Bind function imports and operations of entity sets in your OData model to the corresponding REST services.
Bind to ODC	Bind function imports and operations of entity sets in your OData model to the corresponding OData APIs that are created in the IW_BEP component of an on-premise Gateway system (ODC).
Edit predefined integration flows	Edit and update predefined integration flows that have an OData sender adapter to suit your business scenario. The SAP Cloud Integration Web application sets up predefined integration flows when OData objects are bound to a data source.
Deploy OData API	Deploy an OData API once it's ready. SAP Cloud Integration also helps you monitor the service after deployment.

Monitoring and Operations

Enable integration developers to monitor the processing of messages and the components of the platform at runtime, to manage artifacts required to set up a secure connection of the tenant and remote systems, and to manage tenant-specific data stores.

Feature	Description
Monitor message processing	<p>Provides an overview of the messages processed on a tenant and displays the detailed sequence of processing steps for individual messages (message processing log).</p> <p>Different log levels are available (no logging information, all messages logged and displayed, only error messages logged and displayed).</p>
Manage integration content	<p>Provides an overview of integration content artifacts, such as integration flows or security artifacts, that have been deployed on the tenant.</p> <p>Allows you to deploy or undeploy artifacts.</p>
Manage security artifacts and deploy them on the tenant	<p>Allows you to deploy security-relevant artifacts (for example: user credentials, PGP public keyring, PGP secret keyring, SSH known hosts artifact, secure parameter artifact, and OAuth2 credentials).</p>
Manage keystore entries	<p>Allows you to manage the tenant keystore and its entries (X.509 certificates and key pairs).</p> <p>Supported functions:</p> <ul style="list-style-type: none"> • Creating a key pair • Creating an SSH key • Showing details of a keystore entry • Uploading a keystore entry <ul style="list-style-type: none"> You can upload or add individual entries to an existing keystore. In the latter case, you can overwrite existing entries or keep them (SAP-owned keystore entries can't be changed or deleted). • Downloading the public content of a keystore or a single keystore entry • Deleting a keystore entry (not supported for SAP-owned keystore entries) • Backing up keystore entries owned by the tenant administrator • Restoring backed-up keystore entries <p>Certain constraints apply with regard to the size of the keystore (as described in the product documentation).</p>
Manage the lifecycle of keys	<p>Eases the tenant administrator's task of renewing keys provided by SAP on the tenant.</p> <p>Supported functions:</p> <ul style="list-style-type: none"> • Activating a new key pair provided by SAP to replace an old key pair that expires soon • Restoring an old key pair
Manage access policies	<p>Allows you to guard access to message processing log attachments and trace data on the level of individual integration flows.</p>
Manage JDBC data sources	<p>Allows you to manage access to database systems a tenant can connect to (using the JDBC receiver adapter).</p>
Test connectivity	<p>Allows you to test outbound TLS, SSH, FTP, SMTP, IMAP, POP3, AMQP, and Kafka connections. You can also check whether a certain Cloud Connector instance can be reached.</p>

Feature	Description
Manage user roles	Allows you to manage user roles to grant permissions to execute an integration flow.
Manage stores	<p>Provides an overview of the stores on the tenant that are temporarily used to persist different types of data during message processing.</p> <p>Supported kinds of stores:</p> <ul style="list-style-type: none"> • Data stores • Variables • Message queues (only available if a message broker has been provisioned) Queues that are active for a tenant (including retry of selected messages in the queue, deleting messages, or downloading messages as file archive). • Number ranges
Manage locks	Allows you to display and manage lock entries, which are created to avoid the same message being processed several times in parallel (for example, by different runtime nodes).
Archive data	<p>You can connect Cloud Integration to a remote content management system and use this system to archive data.</p> <p>You can archive the following kind of data:</p> <ul style="list-style-type: none"> • Messages received from a sender and responses returned to a sender • Messages sent to a receiver and responses returned from a receiver • Messages stored by the Persist integration flow step • Message processing log attachments <p>Note that the content management system isn't part of the Cloud Integration feature scope.</p>

Inspection of Resource Consumption

Inspect the usage of integration resources.

Feature	Description
Inspect resource consumption	<p>Inspect the usage of integration resources (for example, database connections or transactions) by integration scenarios.</p> <p>Perform steps to resolve critical situations.</p>

Business-to-Business Integration

The following features support you in setting up business-to-business (B2B) integration scenarios.

Feature	Description
SAP Integration Advisor	Allows you to specify integration content for B2B scenarios.
Partner Directory	<p>Allows you to store information about communication partners and to parameterize integration flows using this information (accomplished by using script steps in the integration flow).</p> <p>The Partner Directory helps you to set up a communication network between many communication partners efficiently.</p>
AS2 adapter	<p>Allows a tenant to exchange business-specific documents with a partner through the Applicability Statement 2 (AS2) protocol.</p> <p>For more information, see the section <i>Connectivity</i>.</p>
Support of the EDI standard	<p>The following integration flow steps allow you to configure scenarios where Electronic Data Interchange (EDI) messages are involved: EDI Splitter, XML to EDI converter, and EDI to XML converter.</p> <p>For more information, see the section <i>Message Processing</i>.</p>

Application Programming Interfaces

Cloud Integration provides various application programming interfaces (APIs) that you can use to access data. The following types of API access are supported.

Feature	Description
Java API	<p>Allows you to execute a Java script to define message processing and to build custom adapters.</p> <p>The Java standard libraries of Java 8 can be used.</p> <p>Cloud Integration supports the XML Document Object Model (DOM) to process XML documents.</p>
OData API	<p>Allows you to access data (for example, monitoring data).</p> <p>The API is implemented as a REST API and the technical protocol is Open Data Protocol (OData). OData specification version 2.0 is supported.</p> <p>The API is protected by basic authentication and OAuth.</p>

Data Storage

Certain components store data on the tenant.

Feature	Description
Store data in the Cloud Integration system	<p>The following components store data in the Cloud Integration system:</p> <ul style="list-style-type: none">• Integration flow steps: Data Store operations, Write variables, Message Store• Partner Directory• Message processing log (including attachments)
Store data using Java Messaging Service (JMS) queues	<p>The following components can store data in JMS queues:</p> <ul style="list-style-type: none">• JMS receiver adapter• AS2 sender adapter• AS4 sender adapter• XI sender and receiver adapter

3.2 API Management

API Management lets you publish, promote, and oversee APIs in a secure and scalable environment.

Feature	Description
Building APIs	API portal is an application that provides a common platform for API designers to define and publish APIs. Every API Management customer is provided with their own API portal application on cloud. The API portal offers capabilities to configure systems, build and publish APIs, analyze and test APIs.
Publishing APIs	A Product is a bundle of APIs. It contains metadata specific to your business for monitoring or analytics. For example, all APIs related to CRM can be bundled as one CRM Product. Instead of publishing APIs individually, it is easier to bundle related APIs together as a Product and publish it. After including the required APIs to a Product, the Product is published to the Catalog, where the Product is available for Application developers to browse through.
Analyzing APIs	API Management provides comprehensive analytics capabilities to understand the various patterns of API consumption. The API Analytics server uses the runtime data of the APIs to analyze the information. The runtime data is gathered, analyzed, and displayed as charts, headers, and key performance indicators (KPIs).

Feature	Description
Consuming APIs	API business hub enterprise is an application that provides a common platform for Application developers to consume APIs. Every API Management customer is provided with their own API business hub enterprise application on cloud. The API business hub enterprise offers capabilities to onboard application developers, explore and test APIs, create and subscribe to Applications.
Monetizing APIs	SAP API Management provides monetization feature to all API providers to generate revenue for using the APIs. As an API Admin, you can create a rate plan and attach a rate plan to a Product in the API Portal and publish the product in the API business hub enterprise. You can also view bill details of each developer in the API Portal. As an application developer, in the API business hub enterprise, you can create an application and add products to the application. Based on the product usage, you can view the corresponding bill details.
Discover API Packages	In API Management, you can discover API Management platform supported API packages available in SAP Business Accelerator Hub on the API Portal.
Security	<p>Data Protection and Privacy for API Management- Various types of customer data are processed by and stored on API Management at different times. This data gets the highest level of protection, and SAP takes dedicated measures to guarantee this security level.</p> <p>Auditing and Logging Information for API Management- An audit log, also called an audit trail, is essentially a record of events and changes. SAP software creates logs based on events. Audit logs are records of these event logs, typically representing security-relevant chronological records that provide documentary evidence for an event or activity.</p>
API Designer	Model APIs using the API designer. The API designer is based on the OpenAPI Specification (OAS) standard, which is an open source collaborative project. The API designer allows you to seamlessly create and edit APIs, and view its corresponding documentation in a single window frame. It has rich inbuilt capabilities, which may not be limited to conversion of APIs from one format to another (for example, from RAML to YAML, JSON to YAML and vice versa), generate server and client stubs, download API specification files etc. These API specification files created from the API designer can be published as APIs on the SAP Business Accelerator Hub.
Transport APIs and Its Related Artifacts	<p>API artifacts and their respective application-specific content, can be reused across multiple tenants using the transport mechanism.</p> <p>You can use the SAP Cloud Transport Management service (TMS) for exporting, importing, and shipping the APIs and its related artifacts from the development or test environment to production environment. For example, you can design and test API portal content on the test tenant and then use the Cloud Transport Management service to move the content to the target tenant.</p>
Consuming API Management Service Instance from Kyma	Kyma environment provides a fully managed Kubernetes runtime based on the open-source project "Kyma". You can use the Kyma environment to search and discover API Management, API Portal and API business hub enterprise applications.

Feature	Description
Migration of API Management Subscription	<p>You can choose to migrate an API Management subscription from Neo to Cloud Foundry environment or from one Cloud Foundry environment to another Cloud Foundry environment.</p> <p>Migration Assistant for asset migration includes the tools and utilities that enable migration of design time assets nondisruptively.</p>
API business hub enterprise [New Design]	<p>If you have added API business hub enterprise as a capability with Integration suite, or if you've subscribed to API business hub enterprise as part of standalone API Management subscription, we now have a new design of the user interface for you to experience.</p>
Secure options to consume APIs	<p>There are secure options to consume APIs using the API Access Plan for API portal, API business hub enterprise and on-premise connectivity. You can create service keys with credential types "binding- secret", "instance- secret" and "x509".</p>
Graph	<p>Graph is a capability of API Management within SAP Integration Suite. With Graph, developers access your business data as a single semantically connected data graph, spanning the suite of SAP products and beyond. Targeting SAP's ecosystem of partner and customer developers, Graph's powerful API reduces the cost and complexity of creating and deploying reusable extensions and other client applications.</p> <p>Graph is a solution to unify your business APIs in the form of a semantically connected data graph, accessed via a single powerful API. Out of the box, it provides developers a single connected and unified view of your SAP-managed business data. Graph consolidates thousands of data entities from SAP systems like SAP S/4HANA, SAP Sales Cloud, and SAP SuccessFactors, into one curated, semantically connected, data model. We call this connected graph a Business Data Graph.</p>
API Revisions	<p>API revisions is a feature of API Management within SAP Integration Suite and API Management standalone service. With API revisions, you can make incremental changes to an API proxy without causing any disruption to the deployed API. Access the past changes made to the API proxy, and even restore the API to any of its previous states.</p> <p>Revisions typically include small incremental and compatible changes. For example, adding a property or adding a new resource or a policy to an API proxy. You create revisions when there are changes that don't break the existing consumption flows. API revisions are agnostic of the actual URL that is used for consuming the API. Since the deployed revision is being consumed, you don't have to access it separately. The API proxy URL doesn't change across revisions of an API proxy. It is a design time entity, you can view the different revisions in the design time, and compare the contents of different revisions.</p>

Graph

Graph is a capability of API Management .

Feature	Description
Access business data as a single semantically connected data graph	Access your business data as a single semantically connected data graph, spanning the suite of SAP products and beyond. Targeting SAP's ecosystem of partner and customer developers, Graph's API reduces the cost and complexity of creating and deploying reusable extensions and other client applications.
Unify business APIs in the form of a semantically connected data graph	Unify your business APIs in the form of a semantically connected data graph, accessed via a single powerful API. Out of the box, Graph provides you with a single connected and unified view of your SAP-managed business data. Graph consolidates from SAP systems like SAP S/4HANA, SAP Sales Cloud, and SAP SuccessFactors, into one curated, semantically connected, data model (referred to as a Business Data Graph).

3.3 Graph

Graph is a capability of API Management within SAP Integration Suite.

Feature	Description
Access business data as a single semantically connected data graph	Access your business data as a single semantically connected data graph, spanning the suite of SAP products and beyond. Targeting SAP's ecosystem of partner and customer developers, Graph's API reduces the cost and complexity of creating and deploying reusable extensions and other client applications.
Unify business APIs in the form of a semantically connected data graph	Unify your business APIs in the form of a semantically connected data graph, accessed via a single powerful API. Out of the box, Graph provides you with a single connected and unified view of your SAP-managed business data. Graph consolidates data entities from SAP systems like SAP S/4HANA, SAP Sales Cloud, and SAP SuccessFactors, into one curated, semantically connected, data model (referred to as a <i>Business Data Graph</i>).

3.4 Open Connectors

Open Connectors simplifies and allows you to build seamless integrations with over 150 non-SAP applications using pre-built connectors.

Feature	Description
Accelerate the application connectivity.	Use pre-built connectors to simplify, standardize, and accelerate the connectivity with third-party cloud applications. These pre-built connectors are kept up-to-date with changes in their underlying APIs.
Use common resources.	Map data in common resources to transform fields provided by one or more third-party applications into a normalized resource at SAP.
Create formula templates and instances.	Use formula templates and instances to build workflows that are independent of specific third-party cloud applications. Use different step types and triggers, such as events or schedules.
Upload and download data in bulk.	Upload and download data in bulk in a normalized way, regardless of the underlying service architecture.

For a detailed list of available connectors, refer to the product documentation.

3.5 Integration Advisor

Integration Advisor allows you to specify integration content for B2B scenarios.

Integration Advisor is an intelligent integration content management system that helps you accelerate the development of business-oriented interfaces and mappings. It uses a machine learning-based proposal approach that helps you to accelerate your efforts. You can then generate runtime artifacts quickly, significantly reducing the efforts. The application also supports community collaboration for creating and maintaining tailored content.

SAP Integration Advisor

Feature	Description
Simplify the design of message implementation guidelines	Facilitates the design of message implementation guidelines (interfaces) based on industry standards and the definition of mapping guidelines to specify mappings between these interfaces.

Feature	Description
Support of type systems	<p>Includes a library of type systems, that is: a collection of message templates that are provided by agencies that maintain the B2B standards.</p> <p>Available type systems:</p> <ul style="list-style-type: none"> • External B2B Standards: ASC X12, UN/EDIFACT • SAP S/4HANA: SOA, IDoc, OData • SAP Ariba: cXML
Integration with SAP Cloud Integration integration design environment	Based on the designed message implementation guidelines and mapping guidelines, automatically generates the required runtime artifacts (for validation, conversion, transformation, pre- and post-processing) that can be used in integration flows.

3.6 Trading Partner Management

Trading Partner Management supports the definition and configuration of business-to-business (B2B) scenarios. It helps you manage B2B relationships with multiple trading partners.

Trading Partner Management tightly interoperates with the following capabilities:

- Cloud Integration
- Integration Advisor

Trading Partner Management provides the following features:

Feature	Description
Maintain trading partner profiles.	Specify trading partner information relevant in the context of B2B scenarios.
Create agreements between partners.	Specify information that defines how 2 trading partners can exchange business data with each other in the context of a B2B scenario.
Push B2B scenario configuration to Cloud Integration.	On activation, trading partner agreements are stored in the Cloud Integration Partner Directory. Cloud Integration can consume this information at runtime and use it to parameterize integration flows.
Monitor B2B interchanges.	Monitor the status of B2B interchanges.

3.7 Integration Assessment

Integration Assessment supports the definition of the integration landscape, based on the SAP Integration Solution Advisory Methodology (ISA-M).

It helps you to define integration patterns and to ensure a consistent usage of the integration technology.

Integration Assessment provides the following features:

Feature	Description
Maintain ISA-M master data.	Use predefined ISA-M master data and customizing options.
Create business solution requests.	A business solution request represents the leading object for an integration requirement from a business perspective.
Create integration requests.	An interface request represents the leading object for an integration requirement from a technical perspective.
Select appropriate technology.	Automatically selects suitable technology, based on ISA-M master data, integration policies, and questionnaires.

3.8 Migration Assessment

Migration Assessment helps you estimate the technical effort involved in migrating configuration objects from a SAP Process Orchestration system 7.5 to SAP Integration Suite.

Migration Assessment helps you to evaluate if your integration scenarios can be migrated.

It provides the following features:

Feature	Description
Extract data.	Extract data from your existing SAP Process Orchestration 7.5 system.
Estimate migration effort.	Evaluate the extracted data Estimate the potential effort of migrating your integrated configuration objects from your SAP Process Orchestration 7.5 system to SAP Integration Suite.

3.9 Edge Integration Cell

Edge Integration Cell is an optional hybrid integration runtime that enables you to manage APIs and run integration scenarios within your private landscape.

4 Compliance and Security

SAP Integration Suite ensures cloud security at multiple levels.

Security Features

Feature	Description
Tenant isolation	<p>Strictly separates data from different customers that is processed and stored in the system.</p> <p>Although different customers share resources of the same physical infrastructure, these resources are strictly separated for each customer into separate tenants.</p>
Data flow security (transport level)	<p>Supports secure communication protocols for communication with remote systems using Cloud Integration.</p> <p>Supported protocols:</p> <ul style="list-style-type: none">• Hyper Text Transfer Protocol (HTTP) over Transport Layer Security (TLS), which is referred to as HTTPS• SSH File Transfer Protocol (SFTP)• Simple Mail Transfer Protocol (SMTP), Post Office Protocol (POP)3, and Internet Message Access Protocol (IMAP) <p>For more details, check out the product documentation.</p>
Data flow security (message level)	<p>Makes sure that messages exchanged with remote components through Cloud Integration can be protected by digital encryption and digital signatures.</p> <p>For the supported standards and algorithms, check out the product documentation.</p>
Data storage security	<p>Makes sure that customer data stored in the Cloud Integration system during a message processing sequence (when using Cloud Integration) is protected.</p> <p>Message content can be stored encrypted (using AES and a key length of 256 bits). If this security measure is configured, the encryption key that is generated automatically is unique for each tenant and is renewed periodically. Furthermore, it is not stored in the same database as the encrypted data.</p> <p>During message processing using Cloud Integration, the involved Cloud Integration runtime component writes monitoring data to the database. Only administrators with dedicated permissions can access this data.</p> <p>Data such as message processing logs or audit logs is stored for a defined period (retention time) in the system. See the product documentation to find out the different retention times for the different types of data stored in the system.</p>

Feature	Description
Physical data storage	Customer data is stored in various regions worldwide. Here, the highest security standards are met. For example, redundant power supplies are used and physical access is restricted by means such as biometric access control mechanisms. All of these measures are regularly checked and audited.
User management and authorization	<p>Makes sure that access to dedicated functions of Cloud Integration is controlled and protected by authorization checks. To manage the authorizations of dialog users, an authorization concept is in place that allows administrators to assign dedicated permissions (roles) to users.</p> <p>Predefined role collections (which contain a set of dedicated roles) are designed to fit the persona and tasks that come into play during the lifecycle of an integration project.</p>
Access management	<p>Makes sure that inbound requests in scenarios using Cloud Integration are authenticated by a load balancer (if client certificate authentication is configured). In this case, the load balancer checks the client certificate of the calling component against a list of trusted certification authorities.</p> <p>This certificate is mapped to a service key.</p> <p>Dialog users accessing the platform are authenticated against an identity provider. By default, SAP Identity Service (ID Service) is used. SAP ID Service is the central service for the process of managing identities and their lifecycles.</p>
Malware scanning	Scans documents that are uploaded to the Cloud Integration tenant, such as integration flows and its resources, to avoid malware attacks. For the supported document types, refer to the product documentation.

Certificates and Reports


Cloud Integration regularly undergoes audits and reviews of its policies and controls.


i Note

Note that these assets were created before our branding changes related to SAP technology were announced on January 2021.


- For the complete list of compliance and security standards that the <service-short-name> is compliant with, see [SAP Cloud Platform ISO Certificates](#).
- For the complete list of Service Organizational Control (SOC) audit reports available for the <service-short-name> is, see [SAP Cloud Platform SOC Reports](#).

Data Protection

Cloud Integration follows SAP's global data protection and privacy guidelines. For more information on the guidelines, see [Data Privacy](#) .

To access the Personal Data Processing policy for your region, see [Personal Data Processing for SAP Cloud Services](#) .

5 Service Availability

Availability Aspect	Description
Regions	See SAP Discovery Center  .
Infrastructures	SAP Integration Suite runs on several underlying <i>Infrastructure-as-a-Service</i> technologies and regions owned by our partner infrastructure providers, including Amazon Web Services, Microsoft Azure, and Alibaba Cloud.
Environments	SAP Integration Suite runs in the SAP BTP, Cloud Foundry environment.
Languages	The web-based administration user interface of SAP Integration Suite is available in English. The SAP Integration Suite documentation on SAP Help Portal is available in English.
Accessibility	SAP Integration Suite provides accessibility support in its tools and the customer documentation. This includes: <ul style="list-style-type: none">• High-contrast black theme for the UI• Texts and information• UI elements via attributes and element IDs• Orientation and navigation throughout the UI• User interaction
Free trial use	SAP Integration Suite is included in the free trial for the platform.

Restrictions

- If your contract allows EU-Access, you are not allowed to use the Cloud Foundry environment. Operations support for applications running in EU regions can also only be performed by operators located in the EU.
- Service-specific restrictions are described in the respective capability section in this document or in the linked feature scope descriptions for the separately licensed services.

Note

Further restrictions may apply when using the product on an infrastructure hosted by a third-party provider.

6 Browser Support

Overview of the browser support

For the UIs of the service, the following browsers are supported on Microsoft Windows PCs and, where mentioned below, on macOS. Note that, however, certain limitations might apply for specific browsers:

Cloud Integration has been tested using the following browsers:

- Google Chrome (latest version)
- Microsoft Edge (latest version)
- Mozilla Firefox (latest version)
- Windows Internet Explorer (as of version 10)

i Note

The application can also be used with Safari browser and Internet Explorer 9. However, some features might not work as expected.

7 Service Level Agreement

The Service Level Agreement (SLA) is a contract between SAP and its customers that forms the basis of your contractual relationship with SAP when referenced in specific order forms.

i Note

This Service Level Agreement covers cloud service offerings that are operated by SAP. For more information about the service level agreement for cloud service offerings operated by an SAP partner, contact your operator.

- The **order form** is the ordering document to subscribe to cloud services from SAP. It defines the commercial terms and lays out the agreement structure. The order form also incorporates several other documents that relate to the SLA.
- The **Service Level Agreement for SAP Cloud Services** applies to any cloud service on the SAP price list, defining downtime, credits, update windows, and others.
For more information, see [Service Level Agreement for SAP Cloud Services](#).
- The **SAP Business Technology Platform Supplement** overrides the Service Level Agreement for SAP Cloud Services in case of deviations and specifies the SLA for SAP Business Technology Platform in general.
For more information, see [SAP Business Technology Platform Supplement](#).

Additionally, the **General Terms and Conditions for SAP Cloud Services** warrants the SLA and provides the available remedy if SAP fails to meet its SLA.

For more information, see [SAP Trust Center](#) > [Agreements](#) > [Cloud Services Agreements](#).

Maintenance Windows and Major Upgrade Windows

The maintenance and major upgrade windows are defined in the Service Level Agreement for Cloud Services. SAP may update these windows from time to time in accordance with the Agreement.

The following windows apply for the <service-short-name> service:

Maintenance Windows				Major Upgrade Windows				
MENA	APJ	Europe	Americas	Frequency	MENA	APJ	Europe	Americas
Zero down-time	Zero down-time	Zero down-time	Zero down-time	Up to 4 times per year	FRI 5 pm (4hrs)	SAT 1 pm (4 hrs)	SAT 8 pm (4 hrs)	SUN 6 am (4 hrs)



For the latest information, see [Maintenance Windows and Major Upgrade Windows for SAP Cloud Services](#) and search for your service.

Important Disclaimers and Legal Information

Hyperlinks

Some links are classified by an icon and/or a mouseover text. These links provide additional information.

About the icons:

- Links with the icon  : You are entering a Web site that is not hosted by SAP. By using such links, you agree (unless expressly stated otherwise in your agreements with SAP) to this:
 - The content of the linked-to site is not SAP documentation. You may not infer any product claims against SAP based on this information.
 - SAP does not agree or disagree with the content on the linked-to site, nor does SAP warrant the availability and correctness. SAP shall not be liable for any damages caused by the use of such content unless damages have been caused by SAP's gross negligence or willful misconduct.
- Links with the icon  : You are leaving the documentation for that particular SAP product or service and are entering an SAP-hosted Web site. By using such links, you agree that (unless expressly stated otherwise in your agreements with SAP) you may not infer any product claims against SAP based on this information.

Videos Hosted on External Platforms

Some videos may point to third-party video hosting platforms. SAP cannot guarantee the future availability of videos stored on these platforms. Furthermore, any advertisements or other content hosted on these platforms (for example, suggested videos or by navigating to other videos hosted on the same site), are not within the control or responsibility of SAP.

Beta and Other Experimental Features

Experimental features are not part of the officially delivered scope that SAP guarantees for future releases. This means that experimental features may be changed by SAP at any time for any reason without notice. Experimental features are not for productive use. You may not demonstrate, test, examine, evaluate or otherwise use the experimental features in a live operating environment or with data that has not been sufficiently backed up.

The purpose of experimental features is to get feedback early on, allowing customers and partners to influence the future product accordingly. By providing your feedback (e.g. in the SAP Community), you accept that intellectual property rights of the contributions or derivative works shall remain the exclusive property of SAP.

Example Code

Any software coding and/or code snippets are examples. They are not for productive use. The example code is only intended to better explain and visualize the syntax and phrasing rules. SAP does not warrant the correctness and completeness of the example code. SAP shall not be liable for errors or damages caused by the use of example code unless damages have been caused by SAP's gross negligence or willful misconduct.

Bias-Free Language

SAP supports a culture of diversity and inclusion. Whenever possible, we use unbiased language in our documentation to refer to people of all cultures, ethnicities, genders, and abilities.

© 2023 SAP SE or an SAP affiliate company. All rights reserved.

No part of this publication may be reproduced or transmitted in any form or for any purpose without the express permission of SAP SE or an SAP affiliate company. The information contained herein may be changed without prior notice.

Some software products marketed by SAP SE and its distributors contain proprietary software components of other software vendors. National product specifications may vary.

These materials are provided by SAP SE or an SAP affiliate company for informational purposes only, without representation or warranty of any kind, and SAP or its affiliated companies shall not be liable for errors or omissions with respect to the materials. The only warranties for SAP or SAP affiliate company products and services are those that are set forth in the express warranty statements accompanying such products and services, if any. Nothing herein should be construed as constituting an additional warranty.

SAP and other SAP products and services mentioned herein as well as their respective logos are trademarks or registered trademarks of SAP SE (or an SAP affiliate company) in Germany and other countries. All other product and service names mentioned are the trademarks of their respective companies.

Please see <https://www.sap.com/about/legal/trademark.html> for additional trademark information and notices.