



PUBLIC
2020-11-11

What's New in SAP Business One 10.0, version for SAP HANA

Content

- 1 What's New in SAP Business One 10.0 FP 2011, version for SAP HANA. 4**
- 1.1 Web Client. 4
- 1.2 Administration. 5
- 1.3 Sales, Purchasing and Service. 6
- 1.4 Financial Management. 7
- 1.5 Banking. 9
- 1.6 Inventory and Distribution. 9
- 1.7 Business Partners. 10
- 1.8 Cross Module Topics. 10
- 1.9 Platform and Extensibility. 11
- 1.10 Lifecycle Management. 13

- 2 What's New in SAP Business One 10.0 FP 2008, Version for SAP HANA. 14**
- 2.1 Web Client. 14
- 2.2 Administration. 14
- 2.3 Sales, Purchasing and Service. 17
- 2.4 Financial Management. 19
- 2.5 Production. 22
- 2.6 Inventory and Distribution. 22
- 2.7 Business Partners. 23
- 2.8 Cross Module Topics. 24
- 2.9 Platform and Extensibility. 25
- 2.10 Lifecycle Management. 27

- 3 What's New in General Availability of SAP Business One 10.0, Version for SAP HANA. 28**
- 3.1 Web Client. 29
- 3.2 Administration. 31
- 3.3 Sales, Purchasing and Service. 34
- 3.4 Financial Management. 37
- 3.5 Project Management. 38
- 3.6 Inventory and Distribution. 39
- 3.7 Business Partners. 41
- 3.8 Cross Module Topics. 42
- 3.9 Platform and Extensibility. 43
- 3.10 Lifecycle Management. 45

Document History

The following table provides an overview of the most important document changes.

Version	Date	Description
1.0	2019-10-25	First version
1.1	2019-12-11	For version 10.0 patch level 01 (PL01)
1.2	2020-04-20	For version 10.0 patch level 02 (PL02)
1.3	2020-08-20	For version 10.0 feature package 2008 (FP2008)
1.4	2020-11-11	For version 10.0 feature package 2011 (FP2011)

1 What's New in SAP Business One 10.0 FP 2011, version for SAP HANA

This chapter briefly describes major functional enhancements and modifications implemented in SAP Business One 10.0 Feature Package 2011 (FP 2011), version for SAP HANA.

i Note

For the most up-to-date information, see:

- SAP Note [2967034](#).
This is a collective, overview SAP Note for SAP Business One 10.0 FP 2011, version for SAP HANA.
- SAP Note [2948656](#).
This is a collective, overview SAP Note for SAP Business One 10.0 FP 2008, version for SAP HANA.
- SAP Note [2826199](#).
This is a collective, central SAP Note for SAP Business One 10.0, version for SAP HANA.

1.1 Web Client

Web Client

Feature	Description
Authorization for Duplicating Documents and Records	The <i>Duplicate Documents and Records</i> authorization is available for documents and records in the following business objects: marketing documents, business partner master data, item master data, and activities. This authorization allows you to define which users can duplicate documents and records.
Linking Paid Down Payment Request/ Invoice	In an A/R invoice you are now able to link paid down payment requests/invoices by clicking the arrow next to the <i>Total Down Payment</i> field located in the header invoice area.

1.2 Administration

Administration

Feature	Description
Hide Locked Users	<p>A new checkbox, <i>Hide Locked Users</i>, is available on the following UIs:</p> <ul style="list-style-type: none">• The <i>User Preferences</i> tab in the <i>Add-On Administration</i> window.• The <i>Assigned Users</i> tab in the <i>UI Configuration Template</i> window.• The <i>Users</i> tab in the <i>Alerts Management – Alert Details</i> window.• The <i>Users</i> tab in the <i>Copy Form Settings</i> window (available in the <i>Users - Setup</i> window). <p>You can select this checkbox to hide users for whom the <i>Locked</i> checkbox is selected in the <i>Users - Setup</i> window.</p>
Chart of Accounts Migration Tool	<p>(Available in Portugal only) You can use the <i>Chart of Accounts Migration Tool</i> to replace existing accounts with new accounts to meet the financial requirements.</p>
Customer/Vendor Reference Number	<p>The checks on duplicate customer reference numbers and duplicate vendor reference numbers are enhanced.</p> <p>You can choose whether the check on duplicate customer/vendor reference numbers is against one individual customer/vendor or against all customers/vendors.</p> <p>You can also choose whether the check on duplicate customer/vendor reference numbers is against the current fiscal year only or against all fiscal years.</p>
Authorization to Use the Copy Table Function	<p>A new authorization, <i>Copy Table</i>, allows you to define which users can copy and paste a table between SAP Business One documents.</p>
Form Settings for Main Menu Available to Indirect Access Users	<p>Users with an Indirect Access User license can access the <i>Form Settings</i> option for the <i>Main Menu</i> and define which menu items should be displayed. This option is particularly useful for users of add-on solutions as it allows only the menu items that are relevant to the add-on to be displayed.</p>
Forms in the UI Configuration Template Window Are Sorted	<p>The forms in the <i>UI Configuration Template</i> window are now sorted alphabetically. Users can start typing the first few letters of a specific form (for example, "bus") to quickly find the form (<i>Business Partner Properties</i>).</p>
Confirmation Message During Personal Data Cleanup/Blocking for Business Partners with Non-Zero Balances	<p>When you select the wizard action <i>Personal Data Cleanup</i> or <i>Personal Data Blocking</i> in step 2, <i>General Parameters</i>, if any of the selected business partners have a non-zero balance, a confirmation message asks you to confirm whether you want to continue with the cleanup or blocking.</p>

Feature	Description
External Calculation of VAT Through DI API or Service Layer for Brazil and India	You can amend the external tax amount fields on sales documents through DI API or Service Layer in the Brazil and India localizations. The functionality is enabled through the option <i>Allow External Calculation of Tax on A/R Documents</i> on the <i>Accounting Data</i> tab of the <i>Company Details</i> window. This feature was enabled in SAP Business One 9.3 patch level 11 in the US localization and later in most other localizations.
Change Log	You can use the <i>Change Log</i> tool to view changes made to a user group on the <i>Groups</i> tab in the <i>Authorizations</i> window.
Print Preferences	In addition to marketing documents, you can also export PDF copies of payment and deposit documents automatically to the default attachments folder and can attach the exported documents to payment and deposit documents.
License Balloon	<p>Previously, the license balloon appeared every time you logged on to SAP Business One and you didn't have an option to automatically hide it.</p> <p>As of SAP Business One 10.0 FP 2011, a new checkbox <i>Show License Information at Startup</i> is added to the <i>Users - Setup</i> window (Administration > Setup > General > Users), allowing you to set a default for the license balloon appearance.</p>

1.3 Sales, Purchasing and Service

Sales, Purchasing and Service

Feature	Description
Electronic Document Service and Electronic Document Framework	<p>Electronic Document Service (EDS) and Electronic Document Framework (EDF) are being updated and improved in the following ways:</p> <ul style="list-style-type: none"> To allow users to define file names and paths as outputs. EDS connectors can be activated or deactivated using the user interface. Enable custom validations in EFM for SPP files. Import PEPPOL data from Excel. To produce EU sales reports and BAS reports in the Netherlands without EDS. To produce MYF reports in Greece without EDS.

Feature	Description
Enable Updating Consolidating BP and Consolidation Type on Document Level	<p>You can now view and update the consolidating business partner and consolidation type on the <i>Accounting</i> tab of the following documents. When you are creating these documents, the default values are taken from the business partner master data.</p> <ul style="list-style-type: none"> • A/R invoice • A/R reserve invoice • A/R credit memo • A/R down payment invoice (all localizations except CZ, SK, HU, PL, RU, UA) • Delivery • Return • A/P invoice • A/P reserve invoice • A/P credit memo • A/P down payment invoice (all localizations except CZ, SK, HU, PL, RU, UA) • Goods receipt PO • Goods return <p>The consolidating business partner and consolidation type of the documents generated with the following tools and methods are taken from the base documents and not from the business partner master data:</p> <ul style="list-style-type: none"> • Document generation wizard • Payment wizard • Billing wizard • Copy to • Copy from

1.4 Financial Management

Financial Management

Feature	Description
Allow Updating of Fields on Journal Entries with Locked Posting Periods	<p>A new checkbox, <i>Allow Updating of References, Remarks, and UDFs on Journal Entries with Locked Posting Periods</i>, is available in the <i>Document Settings</i> window (Administration > System Initialization > Document Settings > Per Document tab > Journal Entry document). If the checkbox is selected, you are able to update the following fields in the header and rows of journal entries with locked posting periods: <i>Remarks</i>, <i>Ref1</i>, <i>Ref2</i>, <i>Ref3</i>, and user-defined fields.</p>

Feature	Description
E-Books	<p>E-Books is an existing electronic-reporting feature in the Greece localization that is being updated in version 10.0 FP 2011 as follows:</p> <ul style="list-style-type: none"> • Enhancements in support of manual journal entries. • Determination of invoice type from document numbering series. • An option to add default values to empty fields in the <i>E-Books Report</i>.
Nota Fiscal Eletrônica (NFe) Enhancements in Brazil Localization	<p>The Nota Fiscal Eletrônica (NFe) functionality for Brazil has been enhanced to allow you to report additional details to the state authority correctly.</p> <p>The following enhancements are available in the NFe function among others:</p> <ul style="list-style-type: none"> • In the tax settings (Administration > Setup > Financial > Tax), you can find new enhancements in various windows, such as new tax categories, additional default values for <i>Attributes</i> and for <i>Return Values</i>, and the new <i>Adjustment</i> field in the <i>Usage - Setup</i> window. • In the <i>Business Partner Master Data</i> window, you can find new fields in various tabs such as the <i>Type of End - User Presence</i> field, the <i>Legal Text</i> field, and the <i>Authorization to Retrieve NFe from SEFAZ</i> field. • In the <i>Item Master Data</i> window, you can find new fields in various tabs, such as the <i>Control Seal Quantity</i> field, the <i>CEST Code</i> field, the <i>Indicator for Relevant Scale</i> field and the <i>CNPJ of Manufacturer</i> field. The values in those fields are copied automatically to the relevant marketing documents' rows. • In marketing documents' rows, you can find additional new fields, such as the <i>UF Fiscal Benefit Code</i> field, the <i>Unencumbered ICMS Exemption Reason</i> field, the <i>Purchase Order Number</i> field and the <i>Purchase Order Item Number</i> field. • In most of the A/R marketing documents and A/P marketing documents on the <i>Logistics</i> tab, you can find new enhancements, such as the <i>Goods Issue Place</i> and the <i>Delivery Place</i> pushbuttons which lead to new windows where you can fill in all details regarding those places. In A/R marketing documents you can also find new fields, such as: <i>Shipment State Code</i>, <i>Shipment Place Name</i>, and <i>Customs Office Name</i>. • In the <i>Export Process</i> window (Sales – A/R > A/R Invoice > Logistics > Export Process) and in the <i>Import Process</i> window (Purchasing– A/P > A/P Invoice > Logistics > Import Process), you can find new enhancements such as new options in the list of <i>Transport Route</i>, the <i>Drawback - Suspension Regime</i> field, the <i>Quantity of Exported Items</i> field, and the <i>Type of Import</i> field. <p>For more information, see SAP Note 2980052.</p>
Tax Collected at Source (TCS) in India	<p>The new provision of Sec 206C (1H) is now supported in SAP Business One and SAP Business One, version for SAP HANA. For more information, see SAP Note 2951026.</p>

1.5 Banking

Banking

Feature	Description
Bank Statement Processing (BSP) Enhancements	<ul style="list-style-type: none">In the <i>Bank Statement Row - Details: Expanded</i> window, for bank statement rows whose posting method is <i>Business Partner from/to Bank Account</i>, you can now define distribution rules. They will be taken to the payments created upon finalizing the bank statement.In the <i>Bank Statement Details</i> window, for bank statement rows whose posting method is <i>Business Partner from/to Bank Account</i>, and for which you haven't selected any document, that is, the case of payment on account, you can now define the control account. It will be taken to the payments created upon finalizing the bank statement.In the <i>Bank Statement Row - Details: Expanded</i> window, for bank statement rows whose posting method is <i>Business Partner from/to Bank Account</i>, you can now add sales orders and purchase orders using the <i>Add Open Documents</i> window. BSP will create down payment invoices or requests based on the orders.In the <i>Bank Statement Details</i> window, you can now finalize the bank statement even if the difference does not equal zero; and the starting balance of your current bank statement can be different to the ending balance of the previous one.

1.6 Inventory and Distribution

Inventory and Distribution

Feature	Description
Context Menu	You can open the <i>Last Prices Report</i> for an item through the context menu in the <i>Item Master Data</i> window.
Display Vendor Name	In the <i>Preferred Vendor</i> field on the <i>Purchasing</i> tab in the <i>Item Master Data</i> window, the vendor name is displayed with the vendor code.

Feature	Description
Item Master Data	<p>You can now do the following:</p> <ul style="list-style-type: none"> • Change the checkbox selection of <i>Purchase Item</i> for: <ul style="list-style-type: none"> ◦ An item which is a child of a Bill of Materials (BOM). ◦ A parent item in a <i>Production</i> BOM or <i>Template</i> BOM. • Change the checkbox selection of <i>Sales Item</i> for an item which is a component of a <i>Production</i> BOM or <i>Template</i> BOM, if the item is not a component of another <i>Sales</i> BOM or <i>Assembly</i> BOM.
Item Master Data	You can now choose <i>Purchase Item</i> for an item of type <i>Labor</i> or <i>Travel</i> .

1.7 Business Partners

Business Partners

Feature	Description
VAT Number Verification for German Localization	You can now verify business partners' VAT identification numbers with the Federal Central Tax Office using the <i>Verify VAT Numbers</i> option in the <i>You Can Also</i> button.

1.8 Cross Module Topics

Cross Module Topics

Feature	Description
Document Reference	<p>When you duplicate a document, you will see a system message by which you can choose whether to create a reference between the original and duplicate documents, or not.</p> <p>You can also choose whether to remember your answer and not show the message again.</p>

Feature	Description
Find Next Rule Change in <i>Form Settings</i>	<p>Previously, in <i>Form Settings</i>, the rule of Find Next is <code>Start with</code>, which means that the application can search for the rows that only match the first words, while it cannot search for the rows with the search term in the middle.</p> <p>As of SAP Business One 10.0 FP 2011, the <code>Contains</code> rule is implemented instead of the <code>Start with</code> rule. When you enter a search term (word/ letters/ sentence), the application finds the first row that includes the search term. Pressing Search Next, the application goes to the next row that includes the search term.</p>

1.9 Platform and Extensibility

Platform and Extensibility

Feature	Description
SAP Crystal Reports, version for the SAP Business One application	SAP Crystal Reports 2016 SP8, version for the SAP Business One application is available, and MapInfo MapX 3.5 is now removed.
Service Layer Supports SQL Query	<p>As of SAP Business One 10.0 FP 2011, the Service Layer on the Microsoft SQL Server and SAP HANA supports a highly flexible SQL Query, with the aim of enhancing the service layer's query capability and to reduce the manual effort to deploy views.</p> <p>The entity <code>SQLQuery</code> is exposed in the Service Layer. Besides the ordinary CRUD methods, an additional bounded function <code>List</code> is exposed, for the purpose of performing the SQL statement execution represented by this entity.</p> <p>For more information, see the SQL Query chapter in the guide Working with SAP Business One Service Layer.</p>
Support User-Defined Tables via Import from Excel	As of SAP Business One 10.0 FP 2011, you can import User-Defined Tables (UDTs) from Excel to avoid manually adding them one by one. In the Data Type to Import dropdown list of the Import from Excel window (), a new entry User-Defined Tables is available for you.

Feature	Description
Adding Queries to Menu	<p>As of SAP Business One 10.0 FP 2011, you can add your queries to the SAP Business One main menu, so that you can execute it directly from the menu item.</p> <p>In the <i>Save Query</i> window, a new button <i>Assign to Menu</i> is available for you. You can select the <i>Menu Item</i> checkbox and specify the menu information to display the query from the SAP Business One main menu.</p> <div style="background-color: #f0f0f0; padding: 5px; border: 1px solid #ccc;"> <p>i Note</p> <p>When the query is opened via a menu, it is only in display mode.</p> </div>
Add-ons Security Enhancements	<p>As of SAP Business One 10.0 FP 2011, the add-on security is enhanced. In the <i>Extension Manager</i> window, a new tab <i>Security Settings</i> is added.</p> <p>On the <i>Security Settings</i> tab, if you select the <i>Enable Security Certificate</i> checkbox, the security mechanism will verify add-ons that are registered with the Add-On Manager and read the certificate information of their main executable file.</p> <p>You need to issue trusted certificates for your add-ons and import the certificates. You can view or delete the imported certificates.</p>
Expose License Check Function in DI API	<p>As of SAP Business One 10.0 FP 2011, you can get the information via DI API whether a user has a license to access a form. A new function <code>GetLicenseStatus</code> is exposed in DI API.</p> <p>Input parameters: <code>UserName</code>, <code>FormID</code></p> <p>Output result: License Type (No, ReadOnly, Full)</p>
Service Layer Metadata2JavaScript Tool in Microsoft SQL Environment	<p>Previously, the <i>Metadata2Javascript</i> tool is available in the Linux environment only. With this tool, you can convert the SAP Business One metadata (UDF/UDO/UDT) to the JavaScript. However, you need to manually maintain JavaScript SDK in the Microsoft SQL environment.</p> <p>As of SAP Business One 10.0 FP 2011, this tool is available in the Microsoft Windows environment.</p> <p>For more information, see the <i>JavaScript SDK Generator Tool</i> section in the guide Working with SAP Business One Service Layer.</p>
Service Layer Core Dump File	<p>You can now create dump files automatically in case the Service Layer crashes.</p> <p>In the Service Layer Controller, a new checkbox <i>Core Dump</i> and a new button <i>Download</i> are added.</p>
Service Layer JavaScript Extension oData Version 4.0	<p>JavaScript Extension now works with oData Version 4.0 in Service Layer.</p>
Expose <code>HolidayDates</code> in DI API and Service Layer	<p>The <code>HolidayDates</code> object and <code>HolidayService</code> (DB table <code>OHLD</code> and <code>HLD1</code>) are exposed in DI API and the <code>Holidays</code> object is exposed in the Service Layer.</p>

Feature	Description
Expose <code>AddressService</code> in DI API and Service Layer	<code>AddressFormats</code> object and <code>AddressService</code> (DB table <code>OADF</code>) are exposed in DI API and Service Layer.
Insert Rows to Production Order Grid via DI API	You can now insert rows at any place within the Production Order grid via DI API (for example, to insert item/resource component rows to a specific route stage).

1.10 Lifecycle Management

Lifecycle Management

Feature	Description
SAP Business One Components High Availability, version for SAP HANA	The primary License Manager and secondary License Manager are now registered into the System Landscape Directory with the virtual IP address during the installation.
SAP Business One Cloud Components High Availability	

2 What's New in SAP Business One 10.0 FP 2008, Version for SAP HANA

This chapter briefly describes the major functional enhancements and modifications implemented in SAP Business One 10.0 Feature Package 2008 (FP 2008), version for SAP HANA.


i Note

For the most up-to-date information, see:

- SAP Note [2948656](#).
This is a collective, overview SAP Note for SAP Business One 10.0 FP 2008, version for SAP HANA.
- SAP Note [2826199](#).
This is a collective, central SAP Note for SAP Business One 10.0, version for SAP HANA.

2.1 Web Client

Web Client

Feature	Description
Web Client	In the <i>Relationship Map</i> window, you are now able to see the exact base documents of a specific business object in a label by clicking the  icon located on the connection line itself. In the pop-up label, the base documents details appear, such as document type, document number, BP code, and document status.

2.2 Administration

Administration

Feature	Description
Defining Paths	You can now manually enter or paste paths on the <i>Path</i> tab of the <i>General Settings</i> window.
User Account	You can reuse the user code of a removed user for a new user. The code of the removed user is replaced by a unique dummy value. You can restore the user <i>Support</i> if it is removed.

Feature	Description
Localization Migration Utility	<p>The <i>Localization Migration Utility</i> allows you to migrate from the <i>UK International / Republic of Ireland (GB)</i> localization to the <i>United Kingdom of Great Britain and Northern Ireland (UK)</i> or <i>Greece (GR)</i> localizations. Due to the UK's departure from the European Union (EU) in a process known as Brexit, an SAP Business One localization <i>United Kingdom of Great Britain and Northern Ireland (UK)</i> is available for UK customers to stay compliant with legal requirements following Brexit. Many customers in Greece use the <i>UK International / Republic of Ireland</i> localization. Following the introduction of the Greece localization and E-Books feature for Greece, customers in Greece need to migrate their localization to stay compliant with legal requirements in Greece.</p> <ul style="list-style-type: none"> • The <i>Localization Migration Utility</i> is only available in the <i>UK International / Republic of Ireland (GB)</i> localization, from version 10.0 FP 2008, for migration to the <i>United Kingdom of Great Britain and Northern Ireland (UK)</i> localization or <i>Greece (GR)</i> localization. • The <i>Localization Migration Utility</i> guides you through the process of migration by giving options and information on the migration process. • The migration of localizations cannot be reversed. • The <i>Localization Migration Utility</i> is to be available in a limited number of higher feature packages only, with discontinuation planned for version 10.0 FP 2108.
Alerts Management	<p>The <i>Alerts Management</i> window is renamed to <i>Alerts Management - Alert Details</i>.</p> <p>A new window <i>Alerts Management</i> is available, where you can do the following:</p> <ul style="list-style-type: none"> • Get an overview of system and user alerts • Filter alerts, create user alerts, set the alert status and remove user alerts • Choose the link arrow next to an alert to open the <i>Alert Management - Alert Details</i> window <p>You can configure user authorizations for removing user alerts in the <i>Authorizations</i> window.</p>
Document Remarks	<p>A new option <i>Manual Remarks Only</i> is available in the <i>Document Remarks Include</i> section on the Administration > System Initialization > Document Settings > General tab.</p> <p>With this option, when you use <i>Copy To</i> to copy a base sales, purchasing or inventory document, the <i>Remarks</i> field in the target document will only include the remarks entered by users in the source document, excluding the <i>Base Document Number</i> or the <i>Business Partner Reference Number</i>.</p>
Removing Users	<p>When you remove a user who still has a valid license for the company you are logging on to, you can remove both the license and the user in one go, or view the license details.</p>

Feature	Description
Searching for Authorizations	<p>The <i>Find</i> button in the <i>Authorizations</i> window is now replaced by <i>Find Next</i>.</p> <p>When you enter a keyword in the entry field, the first matching result which contains the keyword will appear automatically. You can choose <i>Find Next</i> to find the next matching result.</p>
Hiding Locked Users	<p>A new checkbox <i>Hide Locked Users</i> is added to the <i>Authorizations</i> window and to the <i>Allocation</i> and <i>Assignment</i> tabs in the <i>License Administration</i> window.</p>
New Authorization	<p>A new authorization <i>Duplicate Documents and Records</i> is available. It controls user access to the <i>Duplicate</i> option in the context menu.</p>
Change Log Enhancement	<p>Two new columns, <i>Updated On/At</i> and <i>Created On/At</i>, are available in the <i>Change Log</i> window.</p> <p>You can view the specific date and time when a record was created or updated.</p> <p>If you create a new business partner in the business partner master data or a new item in the item master data, a record will be displayed in the <i>Change Log</i> window and the <i>Updated On/At</i> field will be updated.</p>
Update of Default Values for Tax Groups and Tax Declaration Boxes in Finland	<p>For new company databases, default values for tax groups and tax declaration boxes have been updated. For more information, see SAP Note 2940682.</p>
Licenses Enhancement	<p>As of release 10.0 FP 2008, the following licenses are enhanced:</p> <ul style="list-style-type: none"> • Users with a Starter Package license now have full authorization for the following functions: Administration, Financials, CRM, Sales - A/R, Purchasing - A/P, Business Partners, Inventory, Resources, MRP, Services, Project Management, Cash Flow Forecasting, Advanced Availability to Promise, and SAP Business One Service mobile app. Users with a Starter Package license have partial authorization on Excel Report and Interactive Analysis. • The Indirect Access license can now work jointly with a Starter Package license. As a system administrator, you can import a license file with an Indirect Access license and a Starter Package license so that your users can work with these licenses jointly. • Users with a Limited Logistics or a Limited CRM license now have full authorization on all items under Inventory > Price Lists. <p>For more information, see License Comparison Chart for SAP Business One.</p>
License Server Displays Error Messages	<p>Previously, for some operation errors, the license server returns only error codes. As of release 10.0 FP 2008, the license server returns an error code and an error message so that you can better understand the error, especially when you import a license file.</p>

2.3 Sales, Purchasing and Service


Sales, Purchasing and Service

Feature	Description
Canceling Return Requests and Goods Return Requests	<p>You can cancel return requests and goods return requests in any of the following ways:</p> <ul style="list-style-type: none"> In the <i>Open Items List</i> report window, choose documents and then choose Change To > Canceled. In a document, open the context menu and choose <i>Cancel</i>. In the <i>Data</i> main menu, choose <i>Cancel</i>.
Recurring Transaction Templates Enhancement	<p>Two more options <i>Every 2 Weeks</i> and <i>Every 2 Months</i> are available in <i>Recurrence Period</i> for recurring transaction templates.</p>
Adding Selection Criteria for Recurring Transactions Templates	<p>When you choose <i>Recurring Transaction Templates</i> under the <i>Sales - A/R</i> or <i>Purchasing - A/P</i> module, or when you choose <i>Templates</i> in the <i>Confirmation of Recurring Transactions</i> window, the previous window <i>Recurring Transactions - Templates</i> that used to appear is replaced by a new window <i>Recurring Transactions Templates – Selection Criteria</i>, where you can set selection criteria for your desirable templates.</p> <p>The <i>Filter Recurring Templates</i> option in the previous window, by which you can open the <i>Filter Recurring Templates</i> window, is renamed to <i>Documents</i>, by which you open the renamed window <i>Recurring Templates – Documents Selection</i>, where you can still select the document types that you want to include in your reports.</p> <p>The <i>Filter Recurring Transactions</i> option in the <i>Confirmation of Recurring Transactions</i> window is renamed to <i>Documents</i>, by which you can also open <i>Recurring Templates - Documents Selection</i>.</p>
Tax Calculation Enablement for Down Payment Invoices in the US and Canada localizations	<p>You can now calculate taxes in down payment invoices by selecting the <i>Enable Tax Calculation in Down Payment Invoices</i> checkbox in Administration > System Initialization > Document Settings > Per Document tab for A/P and A/R down payments. For down payment invoices that are created from purchase or sales orders through the <i>Deposit on Order</i> window, you can choose whether or not to calculate tax with the <i>Enable Tax Calculation in Down Payment Invoices</i> checkbox in the <i>Deposit on Order</i> window.</p>

Feature	Description
Electronic Document Service	<p>A new Electronic Document Service (EDS) is available that allows you to process and communicate electronic documents and reports for SAP Business One and SAP Business One, version for SAP HANA. It includes a web-based dashboard in which you can monitor the service. The Electronic Document Service relates to the electronic document and reporting framework and enhances the management of marketing documents processed from and to SAP Business One electronically. The feature supports the following protocols:</p> <ul style="list-style-type: none"> • Generic • Czech Republic – EET • EU PEPPOL • Greece – E-Books • Italy – Electronic Invoicing (FPA) • Hungary – Electronic Invoicing (Online Számla) • Mexico – CFDI Electronic Invoicing and Payments • Spain – Immediate Information Supply (SII)
CFDI Import of Documents with UUIDs in Mexico localization	<p>The CFDI functionality for Mexico has been enhanced to allow you to import electronic documents in XML format. The supported documents include A/P invoices, A/P credit memos, and A/P down payment invoices. Outgoing payments and electronic reconciliations are supported through the Electronic Documents Import Wizard. Additional changes have been made to incoming payments, electronic reports, and the DIOT report. The electronic documents functionality is available in the Service Layer; the Electronic File Manager can also be used on Linux.</p>

2.4 Financial Management

Financial Management

Feature	Description
E-Books	<p>E-Books is an electronic-reporting legal requirement and feature developed for the Greece localization in version 10.0 FP 2008. Invoicing and accounting information is sent to the AADE authorities in Greece from SAP Business One using the authorities' myDATA platform. E-Books reporting information is received back from the authorities and incorporated into SAP Business One documents and records.</p> <ul style="list-style-type: none">• A/R invoices and A/R credit memos are included in the E-Books reporting requirement.• A limited set of A/P invoices and A/P credit memos are included in the E-Books reporting requirement.• New settings are available in the following areas to manage E-Books: Document Settings, Chart of Accounts and G/L Account Details, Tax Groups, Withholding Tax, Business Partner Master Data, and marketing documents.• A new report called E-Books allows you to choose what to include in your company's reporting.• Electronic Document Monitor has new information to manage, monitor and execute E-Books reporting.• Documents that are successfully reported and authorized by the authorities are given a reference known as MARK or MARK of Negative Value Invoice which is recorded in SAP Business One.• E-Books runs on the new Electronic Document Service.
G/L Accounts Revaluation Wizard for Argentina Localization	<p>You can select in the Chart of Accounts which G/L accounts are subject to revaluation in all the accounts drawers.</p> <p>You can set in the G/L Account Determination window a REPOMO Revaluation Account for posting the adjustment inflation amount for cash and control G/L Accounts.</p> <p>In the G/L Accounts Revaluation Wizard you can choose any revaluation active account from Chart of Accounts. In addition, you can choose a specific branch in order to only re-valuate the transactions of this branch and choose to create the transactions in the specific branch. The branch selection option is also available in other localizations that have the G/L Accounts Revaluation Wizard, such as Mexico and Chile.</p>
Standard Audit File Updates for VAT Returns 2020 in Poland	<p>From October 2020, there is a legal obligation in Poland to report monthly data in a new form of Standard File Control (SAF-T) through a new JPK VAT file structure known as JPK_V7M. For more information, see SAP Note 2902385 .</p>

Feature	Description
Escfile.map Enhancements in Israel	<p>In companies that are using accounts based on segments (Administration > System Initialization > Company Details > Basic Initialization > Use Segmentation Accounts option), when you are printing checks using the <i>escfile.map</i> file, the bank deposit account now takes the account segment codes instead of the account codes. For more information, see SAP Note 2933191.</p>
Enhancements When Adding Manual Journal Entries	<p>You will get a system message before adding a manual journal entry, and have the option to add it to the message preferences.</p>
VAT Exemptions in Costa Rica	<p>You can now define VAT exemptions in the new VAT Exemptions for Business Partners window, and apply them during the marketing document creation.</p>

Feature	Description
Intrastat	<p>New enhancements are available for the Intrastat functionality:</p> <ul style="list-style-type: none"> • Intrastat freight charges are automatically copied from the base document to the target document. • You can choose whether to include or exclude Goods Receipt POs and the Deliveries from previous reporting period in the current file. • Marketing documents are included in or excluded from the <i>Intrastat Declaration Wizard</i> based on the country of the Ship To address validation. • For non-based AP Credit Notes, AR Credit Notes, Goods Returns, Returns and Correction Invoices the <i>Referenced Month</i> and <i>Referenced Year</i> are taken automatically from the referenced document information in the specific marketing document in Accounting > Referenced Document > Document Referenced To > Date. • <i>Nature of Transaction</i>, <i>Destination Region for Import</i>, and <i>Region of Origin for Export</i> are taken from the marketing documents items rows. • A new XML format file is available for the German localization. In addition, the file name is filled in automatically according to the authorities' naming convention and you must ensure that the path to the XML File Folder is defined in the Administration > System Initializations > General Settings > Path tab. <p>For more information, see SAP Note 2938876.</p> <ul style="list-style-type: none"> • Intrastat enhancements for France Localization: <ul style="list-style-type: none"> ○ A new XML file is delivered as Intrastat FR 2020. ○ The VAT number of the business partner to whom the invoice was issued is displayed in fields 108-121 of the file. ○ The <i>Warehouse Postal Code</i> column is available in the <i>Transactions</i> step of the <i>Intrastat Declaration Wizard</i> and is used in the <i>Region</i> field in the Intrastat file. ○ The new column <i>Triangular Deal Type</i> is available in <i>Customs Procedures Configuration</i> with specific codes which are filled in automatically in the <i>Intrastat Declaration Wizard</i>: <ul style="list-style-type: none"> 21 Livraison exoneree 11 Acquisitions intra-communautaires 31 Facturations dans le cadre d'opérations triangulaires <p>For more information, see SAP Note 2952562.</p>
FDI Import of Documents with UUIDs	<p>The CFDI functionality for Mexico has been enhanced to allow you to import electronic documents in XML format. The supported documents include A/P invoices, A/P credit memos and A/P down payment invoices. Outgoing payments and electronic reconciliations are supported through the Electronic Documents Import Wizard. Additional changes have been made to incoming payments, electronic reports, and the DIOT report. The electronic documents functionality is available in the Service Layer; the Electronic File Manager can also be used on Linux.</p>

Feature	Description
GST Electronic Billing (E-Billing) Enhancements in India	<ul style="list-style-type: none"> The queries and ssp files are now in SAP Business One, version for SAP HANA, you do not need to add or import them. When saving the json files, you can now select the file suffix <i>.json</i> from the dropdown list instead of typing it. <p>For more information, see SAP Note 2902401.</p>
XML File Adjustment for the 2065M Domestic Recapitulative Statement in Hungary Localization	<p>The XML file for the 2065M domestic recapitulative statement for VAT returns for the Hungary localization is adjusted to meet recent legal amendments as follows:</p> <ul style="list-style-type: none"> The threshold on VAT amount is removed. The report includes the <i>Local Tax ID</i> field used in online invoicing.

2.5 Production

Production

Feature	Description
Batch Delete Bill of Materials (BOM) Headers	A new management task option <i>Delete BOM Header</i> in the <i>Bill of Materials Management - Selection Criteria</i> window allows you to batch delete BOM records.
Production Orders Included in Procurement Confirmation Wizard	You can now base procurement documents on production orders in the Procurement Confirmation Wizard. Several new fields added to the <i>Production Order</i> window support this feature. Furthermore, the enhancement allows you to link one production order with another.

2.6 Inventory and Distribution

Inventory and Distribution

Feature	Description
Inventory Counting and Inventory Posting Enhancements	An informative field called <i>End of Fiscal Year</i> is now available in the <i>Inventory Counting</i> and <i>Inventory Posting</i> windows to indicate the year-end date.

Feature	Description
Inventory Counting Transactions Report Enhancements	<p>In the <i>Inventory Counting Transactions Parameters</i> section of the <i>Inventory Counting Transactions Report - Selection Criteria</i> window, the following selection criteria were added:</p> <ul style="list-style-type: none"> • <i>End of Fiscal Year</i> • <i>User-Defined Fields</i>: you can select UDFs that are defined in categories <i>Inventory Posting</i>, <i>Inventory Posting - Row</i>, <i>Inventory Counting</i>, and <i>Inventory Counting- Row</i> in the <i>User-Defined Fields - Management</i> window. <p>You can also choose to view the above information in the inventory counting transactions report.</p>
Item Cost Enhancements	<p>When the <i>Allow Stock Release Without Item Cost</i> checkbox is not selected on the <i>Basic Initialization</i> tab of the <i>Company Details</i> window, you can now post documents with items whose cost is rounded to zero according to the decimal places defined for <i>Amounts</i> in the <i>General Settings</i> window.</p>
Item Duplication Enhancements	<p>You can now choose not to duplicate bar codes while duplicating items by deselecting the <i>Duplicate Bar Codes While Duplicating Items</i> checkbox in</p> <p>► <i>Administration</i> ► <i>System Initialization</i> ► <i>General Settings</i> ► <i>Inventory</i> ► <i>Item</i> ► tab.</p>
Alternative Items Enhancements	<p><i>Item Description</i> is now available in the <i>Alternative Items</i> window, in addition to the <i>Item Code</i>.</p>

2.7 Business Partners

Business Partners

Feature	Description
Commitment Limit Enhancements	<p>The Commitment Limit now treats incoming checks that are used in outgoing payments as endorsed checks.</p>
Monitoring Check Balance	<p>You can now monitor checks of a business partner using the new <i>Check Balance</i> window from the general area of the <i>Business Partner Master Data</i> window.</p>

Feature	Description
Effective Price Enhancements	<p>You can now choose to consider all price sources when calculating the effective price, no matter whether you have defined a discount in the <i>Discount Groups</i> window or not.</p> <ul style="list-style-type: none"> To apply this for all business partners, select the <i>Effective Price Considers All Price Sources</i> checkbox on the Administration > System Initialization > General Settings > Pricing tab. To apply this to a specific business partner, select the <i>Effective Price Considers All Price Sources</i> checkbox on the Business Partner Master Data > Payment Terms tab.

2.8 Cross Module Topics

Cross Module Topics

Feature	Description
Referenced Document	<p>The Referenced Document function is now available for the following documents:</p> <ul style="list-style-type: none"> Incoming Payments Outgoing Payments Inventory Revaluation Inventory Counting Inventory Posting <p>You can view and track the relationship of all referencing and referenced documents in the <i>Relationship Map</i>.</p>
Viewing Sent E-Mails	<p>A new option <i>View Sent E-mails</i> is available in the context menu for sales, purchasing and inventory transfer request documents.</p> <p>With this option, you can see the business partners to whom a document is sent by SAP Business One Mailer and Microsoft Outlook.</p>
Document Status	<p>New values <i>Open; E-Mailed</i> and <i>Open; Printed and E-Mailed</i> are available in the <i>Status</i> field for sales, purchasing and inventory transfer request documents.</p> <p><i>Open; E-Mailed</i> indicates that a document is open and has been sent to business partners through SAP Business One Mailer or Microsoft Outlook.</p> <p><i>Open; Printed and E-Mailed</i> indicates that a document is open and has been both printed and e-mailed.</p>

Feature	Description
Attachments Tab	<p>You can use the following new options to enable the copying of attachments from base sales, purchasing and inventory documents to target documents:</p> <ul style="list-style-type: none"> The checkbox <i>Copy Attachments from Base Document to Target Document</i> on the Document Settings > General tab. This is a global setting. If this checkbox is selected, the <i>Copy to Target Document</i> checkbox on the <i>Attachments</i> tab is selected by default when you create new documents. The checkbox <i>Copy to Target Document</i> on the <i>Attachments</i> tab. This option enables you to choose whether to copy attachments or not, regardless of the global setting.
Shipping Types Setup	A new checkbox <i>Active</i> is available in the Administration > Setup > Inventory > Shipping Types window. You can use this option to hide or display shipping types.
SAP Business One Sales Mobile App for iOS	Only authorized users can view the prices and price lists in the <i>Unit Price</i> field on the item details page.
SAP Business One Sales Mobile App for Android	<p>Only authorized users can view the special prices on the Business Partners > Customers > Transactions tab.</p> <p>In the items list, the unit prices are no longer displayed.</p>

2.9 Platform and Extensibility

Platform and Extensibility

Feature	Description
Enable linking UDFs on UDT to System Objects and UDOs	Previously, for a user-defined field (UDF) on a system form, you could link it to a system form, a user-defined table (UDT) or a user-defined object (UDO). However, you could not link a UDF on a UDT to a system form or a UDO. As of release 10.0 FP 2008, for a UDF on a UDT, you can also link it to a system form or a UDO.
SAP Business One Studio Suite Supports Microsoft Visual Studio 2017 and 2019	<p>As of release 10.0 FP 2008, SAP Business One Studio Suite supports Microsoft Visual Studio 2017 and 2019.</p> <p>You can use SAP Business One Studio in Microsoft Visual Studio 2017 and 2019, so that you can use the most updated IDE with SAP Business One SDK.</p>

Feature	Description
UI API Error Handling - Log and Dump File	Previously, when you used an add-on of SAP Business One, the User Interface (UI) API server may have occasionally shut down. As of release 10.0 FP 2008, you can use a system environment variable named <code>ENABLE_UIAPI_LOGDUMP</code> to indicate if you want to enable logs and dumps for the UI API server. For more information, see SAP Note 2930411 .
Extend <i>Item Description</i> Field Length to 200 Chars	Previously, the length of the <i>Item Description</i> field in the <i>Item Master Data</i> window (the <code>ItemCode</code> field in database table <code>OITM</code> , as well as in database tables <code>SITM</code> and <code>UITM</code>) was 100 characters. As of release 10.0 FP 2008, the length of the field is extended to 200 characters.
Extend <i>Ref. 3</i> Field Length to 100 Chars	Previously, the length of the <i>Ref. 3</i> field in the <i>Journal Entry</i> window (the <code>Ref3</code> field in database table <code>OJDT</code> , and the <code>Ref3Line</code> field in database table <code>JDT1</code>) was 27 characters. As of release 10.0 FP 2008, the length of the field is extended to 100 characters.
Extend <i>Industry Name</i> Field Length to 40 Chars	<p>In the <i>Industry - Setup</i> window (when you define a new industry from Business Partners > <i>Business Partner Master Data</i> > <i>General</i> tab):</p> <ul style="list-style-type: none"> Previously, the length of the <i>Industry Name</i> field (the <code>IndName</code> field in database table <code>OOND</code>) was 15 characters. As of release 10.0 FP 2008, the length of the field is extended to 40 characters. Previously, the length of the <i>Industry Description</i> field (the <code>IndDesc</code> field in database table <code>OOND</code>) was 30 characters. As of release 10.0 FP 2008, the length of the field is extended to 120 characters.
Extend <i>Industry Description</i> Field Length to 120 Chars	
When Creating a Service Call using DI API, the Ship-To and Bill-To Addresses Is Automatically Updated	Previously, when you create a service call via Data Interface (DI) API, the ship-to and bill-to addresses were not copied automatically from the Business Partner (BP). As of release 10.0 FP 2008, the ship-to and bill-to addresses of the service call are automatically copied from the BP.
PEPPOL Fields Available on the DI API and Service Layer	The following fields relevant to PEPPOL are exposed in DI API and Service Layer: <ul style="list-style-type: none"> PEPPOL BIS Code Lists (document types and item codes) Relevant fields in document tables (<i>Country of Origin</i>, <i>Standard Item Identification</i>, <i>Commodity Classification</i>)
Expose <code>MainUsage</code> Property of the <code>BusinessPartners</code> Object	The <code>MainUsage</code> property (R/W) of the <code>BusinessPartners</code> object (the <code>MainUsage</code> field in database table <code>OCRD</code>) is exposed in DI API and Service Layer.
Expose More Properties of the <code>SalesPersons</code> Object	The following properties of the <code>SalesPersons</code> object (database table <code>OSLP</code>) are exposed in DI API and Service Layer: <ul style="list-style-type: none"> Telephone (R/W, 20 characters) Mobil (R/W, 50 characters) Fax (R/W, 20 characters) Email (R/W, 100 characters)

Feature	Description
Expose <code>BaseType</code> and <code>BaseEntry</code> Properties of the <code>Documents</code> Object	As of release 10.0 FP 2008, tax invoice for stock transfer is exposed in DI API and Service Layer in India localization. The properties <code>BaseType</code> and <code>BaseEntry</code> are newly exposed in the <code>Documents</code> object for A/P Invoice and A/R Invoice.
Expose <code>DocumentRemarksInclude</code> Property of the <code>ExtendedAdminInfo</code> Object	The new property <code>DocumentRemarksInclude</code> is exposed in the <code>ExtendedAdminInfo</code> object to replace the existing property <code>BaseField</code> in the <code>AdminInfo</code> object in DI API and Service Layer.
Expose <code>RemoveUserAndLicense</code> Method of the <code>Users</code> Object	The new method <code>RemoveUserAndLicense</code> is exposed in the <code>Users</code> object in DI API and Service Layer. You can use this method in the on-premise landscape only, not in the cloud landscape.

2.10 Lifecycle Management

Lifecycle Management





Feature	Description
SAP HANA Database	SAP Business One, version for SAP HANA only supports SAP HANA Enterprise Edition 2.0 SPS 05 Revision 050.

3 What's New in General Availability of SAP Business One 10.0, Version for SAP HANA

This chapter briefly describes the major functional enhancements and modifications implemented in the general availability (GA) version, including patch level 00 to patch level 02 (PL00 - PL02), of SAP Business One 10.0, version for SAP HANA.

i Note

For the most up-to-date information, see:

- SAP Note [2842029](#).
This is a collective, overview SAP Note for SAP Business One 10.0 PL00, version for SAP HANA.
- SAP Note [2867178](#).
This is a collective, overview SAP Note for SAP Business One 10.0 PL01, version for SAP HANA.
- SAP Note [2873398](#).
This is a collective, overview SAP Note for SAP Business One 10.0 PL02, version for SAP HANA.
- SAP Note [2826199](#).
This is a collective, central SAP Note for SAP Business One 10.0, version for SAP HANA.

3.1 Web Client


Web Client

Feature	Description
Web Client	<p>Web Client for SAP Business One is designed according to SAP Fiori user experience principles. It is available in all SAP Business One UI languages and supports the core logic and processes listed below:</p> <ul style="list-style-type: none">• Sales A/R<ul style="list-style-type: none">◦ Sales Quotations, Sales Orders, Deliveries and A/R Invoices<ul style="list-style-type: none">◦ List view display◦ Editing documents◦ Creating documents (manually or from base documents)◦ Creating and processing document drafts◦ Previewing and printing documents◦ Processing of documents in the approval process by originators◦ Managing freight charges◦ Returns and A/R Credit Memos<ul style="list-style-type: none">◦ List view display◦ Previewing and printing documents <div data-bbox="694 1102 1396 1344" style="background-color: #f0f0f0; padding: 10px;"><p>i Note</p><p>For Brazil and India localizations, we supply only view mode for sales documents.</p><p>Creating deliveries or invoices is not supported in the Argentina localization.</p></div> <ul style="list-style-type: none">• Purchases A/P<ul style="list-style-type: none">◦ Purchase Quotations, Purchase Orders, Goods Receipt PO, A/P Invoices, Goods Returns and A/P Credit Memos<ul style="list-style-type: none">◦ List view display◦ Previewing and printing documents• Business Partners<ul style="list-style-type: none">◦ List view display◦ Editing business partner master data◦ Creating new business partners• Items<ul style="list-style-type: none">◦ List view display◦ Editing items◦ Creating new items• Activities<ul style="list-style-type: none">◦ List view display◦ Editing activities

Feature	Description
	<ul style="list-style-type: none"> ○ Creating new activities ○ Notifications and reminders for activities ● Analytics <ul style="list-style-type: none"> ○ Sales analysis overview and charts - by rows and by documents ○ Sales quotation header overview and charts ○ Sales quotation detail overview and charts ○ Purchase analysis overview and charts - by rows and by documents ○ Customer balances & vendor balances overview and charts ○ Inventory status & inventory transactions overview and charts ○ Financial analysis overview and charts ○ Overview screen designer ○ General overview screen and designer ● Multiple Branches ● Exchange Rate Entry ● Relationship Map ● User-defined objects, user-defined tables and user-defined fields ● Enterprise search
	<div style="background-color: #f0f0f0; padding: 10px;"> <p>i Note</p> <p>Web Client supports the following localizations:</p> <p>Argentina, Australia, Austria, Belgium, Brazil, Canada, Chile, China, Costa Rica, Cyprus, Czech Republic, Denmark, Egypt, Finland, France, Germany, Greece, Guatemala, Hong Kong, Hungary, India, Ireland, Israel, Italy, Japan, Lebanon, Mexico, Netherlands, New Zealand, Norway, Oman, Panama, Poland, Portugal, Puerto Rico, Qatar, Russia, Saudi Arabia, Singapore, Slovakia, South Africa, South Korea, Spain, Sweden, Switzerland, Turkey, Ukraine, United Arab Emirates, United Kingdom (Great Britain and Northern Ireland), and United States of America.</p> </div>

3.2 Administration

Administration

Feature	Description
New localization for the UK	<p>A new localization is available for the United Kingdom of Great Britain and Northern Ireland (UK):</p> <ul style="list-style-type: none">• The new localization is available in preparation for the UK's departure from the European Union, a process commonly known as Brexit. Brexit has potential implications for trade, accounting, taxes and reporting. Future changes due to Brexit will be reflected in the new localization.• The existing localization United Kingdom / Ireland is renamed UK International / Republic of Ireland.• Initially, customers based in the UK can choose to create a new company database in the new or existing localization.• SAP will stop supporting legal requirements for the UK in the UK International / Republic of Ireland localization beyond the year 2020, with the exact date to be confirmed. UK customers will need to move to the new localization to continue to stay legally compliant.• A special utility for SAP Business One 10.0 is planned for release in 2020, to enable UK customers to easily switch to the new localization. The utility is planned for release in a patch that is subject to patch planning, to be available temporarily for the period of a few patches, before being deactivated.• The new localization is a one-to-one copy of the existing localization except for the mandatory activation of <i>Extended Tax Reporting</i> and <i>Making Tax Digital</i> settings for new companies in the new localization. Activation of <i>Extended Tax Reporting</i> and <i>Making Tax Digital</i> settings will be a prerequisite for migration to the new localization. <p>For more information, see SAP Note 2519116 .</p>
SAP Business One Office 365 Integration	You can now use the SAP Business One Office 365 Integration feature to export documents, reports and queries to Microsoft OneDrive as Word or Excel files, and view them online. You can also design your own export templates.
New Skin	When you use Fiori-Style Cockpit, a new skin "Belize Deep" is available.
User Interface	<p>The user interface is readjusted for 4K monitors. You can now use the skin style "Belize Deep" in Fiori-Style Cockpit on 4K monitors.</p> <p>Stay tuned for support on more skins in later patch releases.</p>
Approval Process	You can enable authorizers to update a document draft that is in pending status.
Printing Preferences	You can print and mail service calls and service contracts and can export them to PDF, immediately after they are created.

Feature	Description
Authorization	You can now define different access rights to different tabs in the <i>Item Master Data</i> and <i>Business Partner Master Data</i> windows for your users or user groups.
Posting Periods	<p>In the <i>Posting Periods</i> window, you are now able to:</p> <ul style="list-style-type: none"> • Sort the data in any column using either the mouse and keyboard, or the <i>Sort Table</i> window. • Search for data in the (first) sorted column using the <i>Find</i> field. • Automatically set the <i>Due Date To</i> date of the new posting period to the last day of the selected month of the next fiscal year.
Display User Name	<p>The <i>User Name</i> field is added to the following tabs:</p> <ul style="list-style-type: none"> • <i>Administration > License > License Administration > Allocation</i> tab and <i>Assignment</i> tab • <i>Administration > Add-Ons > Add-On Administration > User Preferences</i> tab <p>Sorting by user code or user name is supported.</p>
Screen Display	<p>The following windows now support full-screen display:</p> <ul style="list-style-type: none"> • <i>General Settings</i> • <i>Posting Periods</i> • <i>Company Details</i> • <i>Print Preferences</i> • <i>Internal Reconciliations</i> and <i>Reconciliation</i> (now available also when the <i>Reconciliation Type</i> is <i>Semi-Automatic</i>) • <i>Checks for Payment</i> • <i>Document Generation Wizard</i> • <i>Update Special Prices Globally</i> • <i>Trial Balance Revaluation</i> • <i>General Ledger</i> • <i>Layout and Sequence</i> • <i>Request for Generation Approval</i> • <i>Approval Stages</i> • <i>Export Transactions to SAP Business One</i> • <i>Payment Methods</i> • <i>Payment Terms</i> • <i>Authorization Groups Setup</i> in Query Manager • <i>Report and Layout Manager</i> • <i>User Defined Fields > Field Data</i> • <i>Configuration Management</i> • <i>Cash Flow</i> • <i>Add-On Manager</i>

Feature	Description
Hide Toolbar	You can now hide the toolbar to increase your working area if needed.
Change User or Switch Company	<i>User Name</i> and <i>Company Name</i> are moved to the top center of the SAP Business One screen. Clicking it opens the <i>Choose Company</i> window directly for changing the user or switching the company.
Authorization Groups for Price Lists	6 new authorization groups are added for price lists. You can specify an authorization group for a price list and assign authorizations to the group for different users or user groups.
Live Collaboration Conversation History	Live Collaboration conversation history can be deleted by date range. For more information, see SAP Note 2852445 .
External Calculation of VAT Through DI API or Service Layer for More Localizations	You can amend the external tax amount field on sales documents through DI API or Service Layer in EU, Argentina, Australia, Canada, Central MENA, Chile, Costa Rica, Guatemala, Mexico, New Zealand, Norway, Panama, Russia, Singapore, South Africa, Switzerland, Turkey, UK and Ukraine localizations. The functionality is enabled through the option <i>Allow External Calculation of Tax on A/R Documents</i> on the <i>Accounting Data</i> tab of the <i>Company Details</i> window. This feature was enabled in SAP Business One 9.3 patch level 11 in the US localization.
Enable Multiple Scheduling for Service Calls	The checkbox <i>Enable Multiple Scheduling for Service Calls</i> is moved from the <i>General</i> tab in the <i>Document Settings</i> window to the <i>Per Document</i> tab in the <i>Service Call</i> document.

3.3 Sales, Purchasing and Service

Sales, Purchasing and Service

Feature	Description
Document Printing	<p>In the <i>Document Printing – Selection Criteria</i> window, we added several frequently used fields for you to filter documents.</p> <p><i>Form Settings</i> is now enabled in the <i>Document Printing</i> window. You can choose to show additional fields for various documents:</p> <ul style="list-style-type: none">• Sales document• Purchasing document• Payment• Tax invoice• Journal entry• Goods receipt and goods issue• Inventory transfer and inventory transfer request• Production order• Service call• Service contract• Bill of exchange – receivables; bill of exchange – payables; and bill of exchange – transactions <p>You can print and mail multiple service calls or service contracts at a time.</p>
A/R Invoice A/P Invoice	<p>You can edit the <i>Due Date</i> field in the <i>A/R Invoice</i> and <i>A/P Invoice</i> windows after the invoice is partially reconciled.</p> <p>The new <i>Due Date</i> must be on or after the latest <i>Reconciliation Date</i>.</p>
Backorder Report	<p>The <i>Backorder</i> report now displays all A/R reserve invoices that are not fully delivered or not fully credited, regardless of their payment status.</p>
Adding a Sales or Purchasing Document	<p>The <i>Add</i> button in sales and purchasing documents is enhanced with the following options:</p> <ul style="list-style-type: none">• Add & New Adds a document and opens a new window for you to create another document. It is similar to the previous <i>Add</i> button.• Add & View Adds a document and displays it.• Add & Close Adds a document and closes the window. Your last choice will be remembered the next time you open the window of the given document.

Feature	Description
Procurement Confirmation Wizard	<p>To enable creating procurement documents in net or gross mode, a new column <i>Price Mode</i> is added to the table in the <i>Base Document Line Items</i> window of the <i>Procurement Confirmation Wizard</i>. You can choose <i>Net</i> or <i>Gross</i> for <i>Price Mode</i>.</p> <p>The existing column <i>Gross Price After Discount</i> in the table is renamed to <i>Gross Price After Discount in Base Document</i>.</p>
Activity Reports	<p>You can filter activities by user-defined fields (UDFs) in the <i>Activities Overview - Selection Criteria</i> window.</p> <p>You can display UDFs for activities in the <i>Activities Overview</i> and <i>My Activities</i> reports through <i>Form Settings</i>. By default, the <i>Activities Overview</i> and <i>My Activities</i> reports now display open activities only.</p>
Open Item List	<p>You can now view the following document information in the <i>Open Items List</i> report. They are not visible by default, and you need to make them visible in the <i>Form Settings</i> window.</p> <ul style="list-style-type: none"> • <i>Owner</i> (not available for inventory transfer request, production order, missing items, and inventory counting) • <i>Sales Employee/Buyer</i> (not available for purchase request, production order, missing items, and inventory counting) • <i>Remarks</i> (not available for missing items) • <i>Approved</i> (available for sales order, purchase order, return request, and goods return request) • <i>Created by</i> (not available for missing items) • <i>Contact Person</i> (not available for purchase request, production order, missing items, and inventory counting) • <i>Payment Terms</i> (not available for purchase request, inventory transfer request, production order, missing items, and inventory counting) • <i>BP Project</i> (not available for purchase request, inventory transfer request, missing items, and inventory counting) • User-defined fields (UDFs) in document headers <p>In the report, you can close and cancel multiple documents of the following types directly:</p> <ul style="list-style-type: none"> • Sales quotation • Sales order • Purchase request • Purchase quotation • Purchase order <p>In the report, you can close multiple documents of the following types directly:</p> <ul style="list-style-type: none"> • Return request • Goods return request


Feature	Description
Editing UDFs in Document Rows	<p>Previously, user-defined fields (UDFs) on the document row (in an items and service document) could not be updated after the document was added or closed. As of SAP Business One 10.0 patch level 01, you can set the UDFs on marketing document rows to be editable regardless of the document type/row status/document status.</p> <p>A new checkbox <i>Allow Update of User-Defined Fields When Document Rows Are Not Editable</i> is added to each document object on the Document Settings > Per Document tab. After selecting this checkbox, you are able to edit the UDFs in marketing document rows.</p> <p>The new authorization controls are added under Authorizations > Sales - A/R and Purchasing - A/P for managing users' ability to edit UDFs on marketing document rows.</p>
Adding Sales Quotations	<p>You can modify the <i>Default Valid Until Date</i> field for the <i>Sales Quotation</i> document type on the Administration > System Initialization > Document Settings > Per Document tab.</p> <p>When you create a sales quotation, its default <i>Valid Until</i> date is set to the number of months/days/weeks after the <i>Posting Date</i> that you specify in the <i>Default Valid Until Date</i> field.</p>
Display or Hide Drop-Down List Options	<p>You can display or hide user-defined options in the drop-down list of the following fields in the <i>Service</i> module:</p> <ul style="list-style-type: none"> • Fields in the <i>Service Call</i> window: <i>Call Status</i>, <i>Origin</i>, <i>Problem Type</i>, <i>Problem Subtype</i> and <i>Call Type</i> • The <i>Status</i> field in the <i>Solutions Knowledge Base</i> window
PEPPOL	<p>PEPPOL (Pan-European Public Procurement Online) is an international electronic invoicing platform with a set of rules and specifications that enables electronic communications with any European government institution for procurement processes. Institutions performing public procurement within the EU (European Union) must accept and process electronic invoices according to European standards on electronic invoicing. Numerous European and non-European countries also use PEPPOL as an infrastructure for the general electronic exchange of business documents.</p> <p>Managing PEPPOL processes through SAP Business One is available from patch level 02. The following localizations, which have their own specific electronic invoicing functionality, currently do not support PEPPOL: Argentina, Brazil, Costa Rica, Guatemala, India and Mexico.</p>

Feature	Description
Create QR Codes	<p>You can create QR (Quick Response) codes on the print layouts of marketing documents. Enter the information required to create QR codes onto the accounting tab of marketing documents; for A/R sales and A/P purchase documents the new field is labeled <i>Create QR Code From</i>. QR code information can be added manually, by DI input, or by using a formula in a formatted search. The source for QR codes can also be user-defined fields that are called by API. Layouts need to be adjusted for specific documents and, in some cases, manually by users.</p> <p>An API service and a free open source library are available for partners to create QR codes.</p>
Updating Group Number	<p>You can change the <i>Group No.</i> on purchase quotations to the next sequential number in the predefined series, in the following scenarios:</p> <ul style="list-style-type: none"> • Two or more users add purchase quotations in parallel. • You create a purchase quotation from a draft with a <i>Group No.</i> that is already used in another purchase quotation.
Equipment Card	<p>You can add multiple business partners to an equipment card.</p> <p>In addition, when you create an A/R invoice or a delivery for a new business partner with an item in an existing unterminated equipment card, the business partner can be automatically added to the equipment card. If the item is in one or more terminated equipment cards, a new equipment card including the business partner can be created automatically.</p>

3.4 Financial Management

Financial Management

Feature	Description
Journal Entry Remarks	You can now enter up to 254 characters in the <i>Remarks</i> field of journal entries, and journal remarks fields of various documents.
Financial Reports	<p>You can now open accounts and business partner master data directly from the following reports using the link arrows appearing before the names of accounts or business partners:</p> <ul style="list-style-type: none"> • <i>Balance Sheet, Trial Balance, Profit and Loss Statement</i> • <i>Balance Sheet Comparison, Trial Balance Comparison, Profit and Loss Comparison</i> • <i>Balance Sheet Budget Report, Trial Balance Budget Report, Profit and Loss Statement Budget Report</i>

Feature	Description
Multiple Branch Year-End Closing for All Localizations	In all localizations, you can create profit and loss statements or balance sheets for individual branches as part of multiple branch setup. In the Period-End Closing window, you can filter by individual branch.
Automatic Journal Entry Creation for MTD in the UK	In the localization for the UK, journal entries are created automatically from the Electronic Documents Monitor when VAT Reports are successfully approved by HMRC through MTD.
ANX Report Generation Function in India	<p>As of release 10.0 patch level 02, you can use the new window GST Report - ANX (▮ Financials ▸ Financial Reports ▸) or (▮ Reports ▸ Financials ▸) to generate any of the following sections in one step:</p> <ul style="list-style-type: none"> • B2C • B2B • EXP • SEZ • DE • REV • IMPS • IMPG • IMGSEZ • ECOM <p>The GST Report - ANX window supports multiple GSTINs in this window. You can choose either one or all GSTINs defined in your company.</p> <p>For more information, see SAP Note 2906217 .</p>

3.5 Project Management

Project Management

Feature	Description
Interactive Gantt Charts	<p>Improved interactive Gantt Charts are available to more easily make updates and work with Project Management.</p> <ul style="list-style-type: none"> • Make changes directly in Gantt Charts to update project details. • Move Gantt Chart time bars of subprojects and project stages to update project timelines for planning purposes. • Gantt Charts are now dynamic project planning tools rather than static overviews.

3.6 Inventory and Distribution

Inventory and Distribution

Feature	Description
Item Master Data	You can change the UoM group of an item if the new UoM group includes the set of conversion rules of the original UoM group.
Item Master Data	In the <i>Item Master Data</i> window, when you update the description for an item which is connected to a bill of materials, the <i>Product Description</i> in the <i>Bill of Materials</i> window can be updated as well.
Serial Number and Batch Management	<p>You can update serial numbers and batches for A/R reserve invoices and inventory transfer requests.</p> <p>You can display the destination warehouse code and name through <i>Form Settings</i> when you update serial numbers or batches for inventory transfers or inventory transfer requests.</p>
Group Name Enhancement	<p>You can now enter up to 100 characters in the following fields:</p> <ul style="list-style-type: none">• The <i>Item Group Name</i> field of the <i>Item Groups - Setup</i> window• Group name fields of related windows
Link Arrow	You can navigate from a bill of materials parent item in any window directly to the <i>Item Master Data</i> window, instead of the <i>Bill of Materials</i> window, by selecting the link arrow next to the item.

Feature	Description
Unit of Measure	<p>In the Administration > Setup > Inventory > Unit of Measure Groups > Group Definition - Setup window, you can deselect the <i>Active</i> checkbox for a Unit of Measure (UoM) to set it as inactive, even when the UoM is used in open sales or purchasing documents.</p> <p>When a UoM is inactive, it is hidden in the following objects:</p> <ul style="list-style-type: none"> Any drop-down list or choose from list of UoMs. In addition, the Bar Code of the inactive item is hidden. The following windows in the <i>Item Master Data</i> window: <ul style="list-style-type: none"> The <i>Purchasing UoM and Package Types</i> window. The <i>Sales UoM and Package Types</i> window. <p>An inactive UoM remains displayed in the following objects if it is selected beforehand:</p> <ul style="list-style-type: none"> The <i>UoM Code</i> column in an open document. The <i>Pricing Unit</i> field in the <i>Item Master Data</i> window. The <i>Unit Code</i> column in the <i>[Price List Name] - UoM Prices</i> window. The <i>Unit Code</i> column in the Special Prices for Business Partners > Special Prices - Period Discounts > / > Special Prices - Volume Discounts > Volume Discounts window.
<div style="background-color: #f0f0f0; padding: 10px;"> <p>i Note</p> <ul style="list-style-type: none"> You cannot set the inventory UoM or the base UoM as inactive, unless you first change your settings. When you copy an existing document with “inactive” UoMs, these UoMs can still be copied to target documents. </div>	
Forward Batches and Serials Trace Report	You can track and trace the complete supply details of any batch or serial item to production and customers.
Reverse Batches and Serials Trace Report	You can track and trace the complete source details of any batch or serial item from production and suppliers.
FIFO Layers Report by Consumption Order	You can now use the new <i>FIFO Layers Report by Consumption Order</i> to view the quantities and values of FIFO items in each open layer.
Inventory Valuation Simulation Report for All Localizations	In all localizations, you can recalculate the value of inventory, in various valuation methods, through the <i>Inventory Valuation Simulation Report</i> .

3.7 Business Partners

Business Partners

Feature	Description
Address Formats	You can now hide empty address lines while setting up address formats, thus providing a more concise address in documents and printouts.
Group Name Enhancement	You can now enter up to 100 characters in the following fields: <ul style="list-style-type: none">• The <i>Group Name</i> field of the <i>Customer Groups - Setup</i> window and the <i>Vendor Groups - Setup</i> window• Group name fields of related windows
Block Updating Address ID in Business Partner Master Data	<p>Previously, if a business partner had defined a <i>Bill to</i> or <i>Ship to</i> address, you could edit the <i>Address ID</i> field in the SAP Business One client or update this field through DI API.</p> <p>Now a new checkbox <i>Allow to Update Address ID</i> is added to the General Settings > BP tab. This checkbox is selected by default, and you can update the <i>Address ID</i> field from the Business Partners > Business Partner Master Data > Addresses tab. If you deselect the checkbox, you cannot edit the <i>Address ID</i> field, and you will see an error message if you try to update this field through DI API.</p>
Business Partners - Addresses user-defined fields (UDFs)	<p>You can now view and update <i>Business Partners - Addresses</i> user-defined fields (UDFs) in the following windows:</p> <ul style="list-style-type: none">• The <i>Address Component</i> window on the <i>Logistics</i> tab of marketing documents• The <i>Address Component</i> window on the <i>Business Partner</i> tab of service calls• The <i>Address Formats – Setup</i> window <p>The management of those UDFs is in User-Defined Fields - Management > Master Data > Business Partner > Business Partners - Addresses.</p>

3.8 Cross Module Topics

Cross Module Topics

Feature	Description
Attachments Tab	<p>You can now manage attachments through the <i>Attachments</i> tab in the following windows:</p> <ul style="list-style-type: none">• <i>Inventory Counting</i>• <i>Production Order</i>• <i>Deposit</i>• <i>Incoming Payment</i>• <i>Outgoing Payment</i>• <i>Inventory Posting</i>• <i>Inventory Opening Balance</i>• <i>Checks for Payments</i>• <i>Time Sheet</i>• <i>Journal Entry</i>
Referenced Document	<p>You can specify the reference documents for the following types of document and create reference links from other documents to them:</p> <ul style="list-style-type: none">• Inventory document: goods issue, goods receipt, inventory transfer request, and inventory transfer• Purchase request• Checks for payment• Recurring posting <p>Automatic references can be created in the following scenarios:</p> <ul style="list-style-type: none">• If a recurring posting template is referenced to a document, for example, an A/R invoice, and you create a journal entry document from the recurring posting or from another journal entry which uses the recurring posting template, the journal entry will be automatically referenced to the document (A/R invoice).• You create an inventory transfer or inventory transfer request from a sales order or production order. <p>You can see the number of reference documents of a document from the indicator next to the <i>Referenced Document</i> button.</p>

Feature	Description
Enable UDF in Additional Objects	<p>The following forms/objects are enabled for you to add user-defined fields (UDF) to them:</p> <ul style="list-style-type: none"> • Attachments - Rows (table: ATC1) • Items - Preferred Vendors (table: ITM2) • Shipping Types (table: OSHP) • Alerts Management (table: OALT) • Customer/Vendor Groups (table: OCRG) • Document Numbering - Series (table: NNM1) • Manufacturers (table: OMRC) • Package Types (table: OPKG) • Payment Terms (table: OCTG) • Items - Prices (table: ITM1) • Locations (table: OLCT) • Countries (table: OCRY) • BP Properties (table: OCQG) • Item Properties (table: OITG) • Branch Setup (table: OBPL) • Units of Measure (table: OUOM)
Personal Data Protection and Employee Master Data	<p>The field <i>Employee No.</i> is hidden from the user interface. <i>Employee Code</i> is to be used instead. Purchase requests, time sheets, the personal data management wizard, employee choose-from lists and enterprise search default are to use <i>Employee Code</i> instead of <i>Employee No.</i></p>
Mobile Apps	<p>The following mobile apps are available for SAP Business One 10.0, version for SAP HANA: SAP Business One Sales, SAP Business One Service, and SAP Business One.</p>

3.9 Platform and Extensibility

Platform and Extensibility

Feature	Description
Service Layer Supports Microsoft SQL Server Databases	<p>Previously, Service Layer only supported SAP Business One, version for SAP HANA. As of release 10.0 patch level 01, Service Layer also supports SAP Business One that runs on Microsoft SQL Server.</p>

Feature	Description
Service Layer Configuration Controller	As of SAP Business One 10.0, version for SAP HANA, a configuration controller for Service Layer is available which provides a user-friendly interface to update configuration parameters and have them take effect. Such an operation previously required modifying configuration text files directly and manually restarting the Service Layer. The configuration controller also allows you to perform other functions, such as force restart the Service Layer, download Service Layer logs, and dynamically add and remove Service Layer nodes.
Support Expiration Date	<p>Previously, customers knew their support expiration date with SAP through their partners. As of release 10.0, this information is available and transparent to customers directly from SAP.</p> <p>You can get the information in the <i>Support Expiration Date</i> field from the <i>About SAP Business One</i> window under the <i>Help</i> menu.</p>
API Gateway	As of release 10.0 patch level 02, the API Gateway is available for you to access business data with a unified service endpoint. It provides you with one-time authentication to access Crystal Reports. The data are connected to the SAP Business One database and can be consumed on other user interfaces.
User-Defined Values Multiple Trigger	<p>Previously, a user-defined value could be refreshed by a change in a desired field in a window. As of release 10.0, user-defined values can be refreshed by any changes in multiple fields you have defined.</p> <p>You can select up to 5 fields under the <i>Auto Refresh When Field Changes</i> checkbox from .</p>
Extend FormID Field Length to 100 Chars	Previously, the maximum length of the <code>FormID</code> field in database table <code>CSHS</code> and the <code>Code</code> field in database table <code>OUUDO</code> was 20 characters. As of release 10.0, the length of the fields is extended to 100 characters.
Increase Menu Item Limit to 2,000	Previously, the number of user-defined menu items was limited to 1,000. As of release 10.0, the maximum number for user-defined menu items is increased to a theoretical maximum limit of up to 2,000.
Recurring Postings and Posting Templates are Exposed	As of release 10.0 patch level 01, the objects <code>RecurringPostingsService</code> and <code>PostingTemplatesService</code> are exposed in DI API and Service Layer.
SAP Crystal Reports, version for the SAP Business One application	As of release 10.0 patch level 02, SAP Crystal Reports 2016 SP7, version for the SAP Business One application is available.

3.10 Lifecycle Management

Lifecycle Management



Feature	Description
Operating System	<p>SAP Business One, version for SAP HANA supports only the following operation systems:</p> <ul style="list-style-type: none">• SUSE Linux Enterprise Server 15 (x86_64)• SUSE Linux Enterprise Server for SAP Application 15 (x86_64)
SAP HANA Database	<p>As of release 10.0 patch level 00, SAP Business One, version for SAP HANA supports only SAP HANA, Enterprise Edition 2.0. It is a tenant database system that contains one system database and can contain multiple tenant databases. The system database keeps the system-wide landscape information and provides configuration and monitoring across the system. The tenant databases are, by default, isolated from each other as regards application data, user management, traces and logs, and persistence. Each tenant database can be backed up and recovered independently without impacting one another, whether it is live or stopped.</p>
Supporting Only 64-bit Windows Operating System	<p>As of release 10.0, SAP Business One supports only the 64-bit Windows operating system. In line with this, the following 32-bit SAP Business One components are removed from the SAP Business One product CD (installation package or upgrade package).</p> <ul style="list-style-type: none">• Add-Ons• SAP Business One Studio• SAP Business One Client• Crystal Server Integration• Data Transfer Workbench• DI API• Outlook Integration Standalone• Solution Packager <div data-bbox="606 1500 1396 1691"><p>i Note</p><p>To use the SAP Business One add-ons in SAP Crystal Reports for SAP Business One, the 32-bit DI API is renamed as <i>DI API Legacy Package</i> and moved to the <i>/Packages.x64</i> folder.</p></div> <p>Automatic migration of removed 32-bit components to 64-bit components is not possible. You must manually uninstall the 32-bit components installed previously, and then install the 64-bit SAP Business One components using the Setup Wizard.</p>

Important Disclaimers and Legal Information

Hyperlinks

Some links are classified by an icon and/or a mouseover text. These links provide additional information.

About the icons:

- Links with the icon : You are entering a Web site that is not hosted by SAP. By using such links, you agree (unless expressly stated otherwise in your agreements with SAP) to this:
 - The content of the linked-to site is not SAP documentation. You may not infer any product claims against SAP based on this information.
 - SAP does not agree or disagree with the content on the linked-to site, nor does SAP warrant the availability and correctness. SAP shall not be liable for any damages caused by the use of such content unless damages have been caused by SAP's gross negligence or willful misconduct.
- Links with the icon : You are leaving the documentation for that particular SAP product or service and are entering a SAP-hosted Web site. By using such links, you agree that (unless expressly stated otherwise in your agreements with SAP) you may not infer any product claims against SAP based on this information.

Videos Hosted on External Platforms

Some videos may point to third-party video hosting platforms. SAP cannot guarantee the future availability of videos stored on these platforms. Furthermore, any advertisements or other content hosted on these platforms (for example, suggested videos or by navigating to other videos hosted on the same site), are not within the control or responsibility of SAP.

Beta and Other Experimental Features

Experimental features are not part of the officially delivered scope that SAP guarantees for future releases. This means that experimental features may be changed by SAP at any time for any reason without notice. Experimental features are not for productive use. You may not demonstrate, test, examine, evaluate or otherwise use the experimental features in a live operating environment or with data that has not been sufficiently backed up.

The purpose of experimental features is to get feedback early on, allowing customers and partners to influence the future product accordingly. By providing your feedback (e.g. in the SAP Community), you accept that intellectual property rights of the contributions or derivative works shall remain the exclusive property of SAP.

Example Code

Any software coding and/or code snippets are examples. They are not for productive use. The example code is only intended to better explain and visualize the syntax and phrasing rules. SAP does not warrant the correctness and completeness of the example code. SAP shall not be liable for errors or damages caused by the use of example code unless damages have been caused by SAP's gross negligence or willful misconduct.

Gender-Related Language

We try not to use gender-specific word forms and formulations. As appropriate for context and readability, SAP may use masculine word forms to refer to all genders.

© 2020 SAP SE or an SAP affiliate company. All rights reserved.

No part of this publication may be reproduced or transmitted in any form or for any purpose without the express permission of SAP SE or an SAP affiliate company. The information contained herein may be changed without prior notice.

Some software products marketed by SAP SE and its distributors contain proprietary software components of other software vendors. National product specifications may vary.

These materials are provided by SAP SE or an SAP affiliate company for informational purposes only, without representation or warranty of any kind, and SAP or its affiliated companies shall not be liable for errors or omissions with respect to the materials. The only warranties for SAP or SAP affiliate company products and services are those that are set forth in the express warranty statements accompanying such products and services, if any. Nothing herein should be construed as constituting an additional warranty.

SAP and other SAP products and services mentioned herein as well as their respective logos are trademarks or registered trademarks of SAP SE (or an SAP affiliate company) in Germany and other countries. All other product and service names mentioned are the trademarks of their respective companies.

Please see <https://www.sap.com/about/legal/trademark.html> for additional trademark information and notices.