



Upgrade Master Guide Support Release 3

SAP[®] ERP 6.0

Using SAP NetWeaver[®] 7.0

Target Audience

This documentation contains overview information on the solution level and very detailed technical information. The target audience consists of the following persons:

- Technology consultants
- System administrators

Document Version 22.00 – July, 2010

Material Number 50079661



SAP AG
Dietmar-Hopp-Allee 16
69190 Walldorf
Germany
T +49/18 05/34 34 24
F +49/18 05/34 34 20
www.sap.com

© Copyright 2009 SAP AG. All rights reserved.

No part of this publication may be reproduced or transmitted in any form or for any purpose without the express permission of SAP AG. The information contained herein may be changed without prior notice.

Some software products marketed by SAP AG and its distributors contain proprietary software components of other software vendors.

Microsoft, Windows, Outlook, and PowerPoint are registered trademarks of Microsoft Corporation.

IBM, DB2, DB2 Universal Database, OS/2, Parallel Sysplex, MVS/ESA, AIX, S/390, AS/400, OS/390, OS/400, iSeries, pSeries, xSeries, zSeries, z/OS, AFP, Intelligent Miner, WebSphere, Netfinity, Tivoli, and Informix are trademarks or registered trademarks of IBM Corporation in the United States and/or other countries.

Oracle is a registered trademark of Oracle Corporation.

UNIX, X/Open, OSF/1, and Motif are registered trademarks of the Open Group.

Citrix, ICA, Program Neighborhood, MetaFrame, WinFrame, VideoFrame, and MultiWin are trademarks or registered trademarks of Citrix Systems, Inc.

HTML, XML, XHTML and W3C are trademarks or registered trademarks of W3C®, World Wide Web Consortium, Massachusetts Institute of Technology.

Java is a registered trademark of Sun Microsystems, Inc.

JavaScript is a registered trademark of Sun Microsystems, Inc., used under license for technology invented and implemented by Netscape.

MaxDB is a trademark of MySQL AB, Sweden.

SAP, R/3, mySAP, mySAP.com, xApps, xApp, SAP NetWeaver, and other SAP products and services mentioned herein as well as their respective logos are trademarks or registered trademarks of SAP AG in Germany and in several other countries all over the world. All other product and service names mentioned are the trademarks of their respective companies. Data contained in this document serves informational purposes only. National product specifications may vary.

These materials are subject to change without notice. These materials are provided by SAP AG and its affiliated companies ("SAP Group") for informational purposes only, without representation or warranty of any kind, and SAP Group shall not be liable for errors or omissions with respect to the materials. The only warranties for SAP Group products and services are those that are set forth in the express warranty statements accompanying such products and services, if any. Nothing herein should be construed as constituting an additional warranty.

Disclaimer

Some components of this product are based on Java™. Any code change in these components may cause unpredictable and severe malfunctions and is therefore expressly prohibited, as is any decompilation of these components.

Any Java™ Source Code delivered with this product is only to be used by SAP's Support Services and may not be modified or altered in any way.

SAP Library document classification: PUBLIC






Documentation in SAP Service Marketplace

You can find this documentation at the following address:
<http://service.sap.com/instguides>

Typographic Conventions

Type Style	Represents
<i>Example Text</i>	Words or characters that appear on the screen. These include field names, screen titles, pushbuttons as well as menu names, paths, and options.
Example text	Emphasized words or phrases in body text, titles of graphics and tables
EXAMPLE TEXT	Cross-references to other documentation Names of elements in the system. These include report names, program names, transaction codes, table names, and individual key words of a programming language, when surrounded by body text, for example, SELECT and INCLUDE.
Example text	Screen output. This includes file and directory names and their paths, messages, names of variables and parameters, source code as well as names of installation, upgrade and database tools.
Example text	Exact user entry. These are words or characters that you enter in the system exactly as they appear in the documentation.
<Example text>	Variable user entry. Pointed brackets indicate that you replace these words and characters with appropriate entries.
EXAMPLE TEXT	Keys on the keyboard, for example, function keys (such as F2) or the ENTER key.

Icons

Icon	Meaning
	Caution
	Example
	Note
	Recommendation
	Syntax

History

The Upgrade Master Guide is regularly updated on *SAP Service Marketplace* at <http://service.sap.com/instguides> and <http://service.sap.com/erp-inst> → *SAP ERP 6.0*.



Ensure you work with the latest version of the SAP ERP 6.0 Upgrade Master Guide by checking *SAP Service Marketplace* immediately before starting the upgrade.

The following table provides an overview of the most important changes made.

Upgrade Master Guide Version	Important Changes
22.00 (July 2010)	<ul style="list-style-type: none"> • Updates and language edit for EHP5.
21.00 (May 04, 2009)	<ul style="list-style-type: none"> • Alterations in start releases for direct upgrades (Support Release 1 for enhancement package 4 for SAP ERP 6.0) – Section <i>Valid Source Releases</i>
20.00 (March 27, 2009)	<ul style="list-style-type: none"> • Small corrections in the area of SAP SRM • Technical maintenance
19.00 (February 09, 2009)	<ul style="list-style-type: none"> • Name change, SAP Solution Manager 4.0 to Solution Manager 7.0 • Added Notes 1161294. • Reference to Media Lists EHP added • Section the Main SAP Documentation Types moved to end of document • Adoptions to Section 2.1.2 <i>Simplified Enhancement Package Installation When Upgrading to SAP ERP 6.0</i> • List of processes and role-based Work Centers • Section 6.x (Terminology and Glossary)
18.00 (November 21, 2008)	<ul style="list-style-type: none"> • Upgrade-Dependency Analyzer (http://service.sap.com/uda) • Reorganization of Business Maps • Clarification for enhancement package installation options
17.00 (November 21, 2008)	<ul style="list-style-type: none"> • Introduction of enhancement package 4 for SAP ERP 6.0 (for complete information refer a separate guide) • Minor corrections throughout the text
16.00 (July 15, 2008)	<ul style="list-style-type: none"> • Terminology Work (enhancement packages) • New recommended Service Marketplace links • New Notes and Information about minimum Support Package Stacks when upgrading: 1088904, 774615, 1093628 • Access to a hosted SAP Solution Manager system instance via SAP Developer Network

Upgrade Master Guide Version	Important Changes
	(SDN) for license key generation. <ul style="list-style-type: none"> Upgrade Wikis in sdn.sap.com
15.00 (May 15, 2008)	<ul style="list-style-type: none"> New Product Instance SAP Integration for Elster Renaming SAP ERP 2005 to SAP ERP 6.0, and <i>usage</i> to <i>technical usage</i> (enhancement package terminology) TREX 7.1
14.00 (March 18, 2008)	SR3 updates <ul style="list-style-type: none"> New Notes 1043047, 954820, 1117309 SR3 changes with respect to EP Core upgrade (see section 4.2.5) Inclusion of Business Intelligence Java Components (BI Java), and new product instance SAP NW – BI Java Update of figures 10, 11, 14 - 17 and upgrade procedure descriptions Special requirements for usage type Process Integration (see section 4.2.2) SAP NetWeaver Rapid Installer 7.0 update Renaming <ul style="list-style-type: none"> Mobile to Mobile Infrastructure Processing Outbound Payments Using Bank Relationship Management to Processing Outbound Payments Using Bank Communication Management SAP enhancement packages for SAP ERP <ul style="list-style-type: none"> Introductory information about enhancement packages Descriptions for the new possibility to include installation of enhancement packages as of enhancement package 3 for SAP ERP into the upgrade to SAP ERP 6.0 (see sections 2 and 5.4).
13.00 (October 2007)	Target Audience defined more precisely Availability of upgrade tools and services in the SAP Upgrade Info Center (Section 5). Installation & Implementation Documentation Center SAP NetWeaver Search and Classification (TREX) added Updates for SAP NW Rapid Installer SAP ERP 6.0 - SAP XECO new software component SAP CRM IPC MOBILE 5.0 New product instances <ul style="list-style-type: none"> SAP Frontend EH&S WWI, and SAP

Upgrade Master Guide Version	Important Changes
	<p>Frontend EH&S EXPERT,</p> <ul style="list-style-type: none"> • SAP SRM - CCM SRM - MDM Catalog, • SAP NW - Applic. Server Java. <p>Product instance SAP XECO includes new software component SAP CRM IPC MOBILE 5.0</p> <p>Different SAP Notes added</p> <p>Better separation of terms <i>product instance</i> and <i>system instance</i> within text</p> <p>Renaming</p> <ul style="list-style-type: none"> • SAP NetWeaver 2004s to SAP NetWeaver 7.0 • mySAP ERP 2005 to SAP ERP 6.0 • Technical component to software component
12.00 (March 30, 2006)	<p>New FAQ note for Unicode upgrade.</p> <p>Terminology change <i>Role</i> → <i>role-based Work Center</i></p> <p>New Product Instance SAP NW - EP Core</p>
11.00 (November 15, 2006)	<p>Minor enhancements for Support Release 2</p> <p>SAP XSS replaced by product instance SAP XSS (Self Services)</p> <p>Sizing recommendations in Section <i>System Landscapes</i></p>
10.00 (September 15, 2006)	<p>Add-On Package (German) Elster (German specific) relevant to Human Capital Management as well</p> <p>New Upgrade paths (Figure 2: Upgrade to product Instance SAP ECC SERVER)</p> <p>Update of Section 4.3.5.3 Product Instance SAP Workforce Management</p>
9.00 (July 26, 2006)	<p>New ITS related SAP Note. Move of different mobile components into own guide. Update complete Upgrade Master Guide, including graphics.</p> <p>Update of Table 3.</p>
8.00 (May 25, 2006)	<p>Information and new reference with respect to a change in the product and process structure of SAP ERP 6.0 mobile components (see section 4.2.3)</p>
7.00 (May 11, 2006)	<p>Federated Portal concept (new section 4.3.2.2)</p> <p>New Upgrade paths</p> <p>Different smaller error corrections</p>
6.00 (March 31, 2006)	<p>New contents, such as Upgrade paths SAP ECC, General Ledger</p>
5.00 (February 23, 2006)	<p>Changes to Globalization Knowledge Base;</p> <p>Renaming of SAP Application Platform to SAP</p>

Upgrade Master Guide Version	Important Changes
	Application Platform – IPC, Enhancements to Business Packages section, and upgrade of SAP ERP 6.0 – XI Content.
4.00 (January 23, 2006)	Corrections and enhancements throughout the text. SAP Notes now with direct link into SAP Service Marketplace. Renaming of several product instances.
3.00 (December 23, 2005)	Corrections and enhancements throughout the text. New content in several sections, including: <ul style="list-style-type: none"> • SAP NW 7.0 – Usage Type BI, • Upgrade SAP ERP 6.0 – SAP cProjects Suite • Solution Manager • Section 3.5 Data Migration • Section 2.3 Valid Source Releases (Industry Solutions)
2.00 (November 23, 2005)	Lay out and page numbering changes throughout the text. Minor corrections and enhancements.
1.00 (October 23, 2005)	Draft Version for Ramp-Up customers.

Contents

1. Introduction	11
1.1 How to Use the Upgrade Master Guide for SAP ERP	11
1.2 SAP Notes	13
1.3 Further Information	13
1.4 Media Lists	17
2. Solution Overview	19
2.1 Key Concepts and General Orientation	19
2.1.1 SAP Enhancement Packages for SAP ERP	19
2.1.1.1 Enhancement Packages and the SAP Business Suite System Landscape	21
2.1.1.2 Enhancement Package Installation - Procedure and Tools	21
2.1.2 Simplified Enhancement Package Installation When Upgrading to SAP ERP 6.0	24
2.1.3 System Landscapes for Enhancement Packages	25
2.2 Software Component Matrix	25
2.2.1 Use of SAP ERP Product Instances	26
2.2.2 Logical Dependencies of SAP ERP Product Instances	29
2.2.3 Revised Product Structure of Java Components	30
2.3 Valid Source Releases	32
2.4 System Landscapes	45
2.4.1 Minimal System Landscape	46
2.4.2 Extended System Landscape	47
2.4.3 Extended System Landscape with Firewall	48
2.4.4 Individual System Landscape	50
2.4.5 Individual System Landscape (enhancement package)	51
2.4.6 SAP Business Suite System Landscape	52
2.4.7 Deployment of Product Instance SAP SRM	53
3. General Upgrade Information	55
3.1 Selective System Landscape Upgrade	56
3.2 Upgrade of SAP R/3 and SAP ECC Standalone Installations	57
3.3 Upgrade Roadmap	57
3.4 SAP Solution Manager for SAP ERP 6.0	58
3.5 Data Migration	60
3.5.1 General Ledger	61
3.5.2 SAP Treasury and Risk Management	61
3.5.3 SAP Real Estate Management	61
3.5.4 SEM-BCS Business Consolidation	62
3.5.5 Liquidity Planner	62

3.5.6 SAP Executive Information System	62
3.5.7 SAP ERP HCM Succession Planning	62
3.5.8 Other Migration Activities.....	63
3.6 Globalization.....	64
3.6.1 Country Versions	64
3.6.2 Solution Types.....	65
3.6.3 SAP Globalization Knowledge Base.....	66
3.6.4 Language Combinations.....	66
4. Cross-Solution Topics	68
4.1 SAP NetWeaver Components.....	68
4.2 Special Upgrade Considerations - SAP NetWeaver Components.....	69
4.2.1 Usage Type Business Intelligence.....	69
4.2.2 Usage Type Process Integration.....	71
4.2.3 Usage Type Mobile Integration	72
4.2.4 Usage Type Enterprise Portal	73
4.2.5 Usage Type EP Core	74
4.2.6 Standalone Engine SAP NW - Search and Classification	75
4.3 SAP ERP Software Components - Specific Upgrade Requirements..	76
4.3.1 Processes with Specific Upgrade Requirements	77
4.3.2 Upgrade of Product Instances SAP XSS and Portal Content	79
4.3.2.1 Upgrade to a Single Frontend Server System	80
4.3.2.2 Partial Upgrade to a Distributed Frontend Server System	82
4.3.2.3 Upgrade of SAP ERP 6.0 - Portal Content.....	83
4.3.3 Upgrade of Product Instances of SAP SRM.....	90
4.3.4 Upgrade of Product Instances of Financial Supply Chain Management	92
4.3.4.1 SAP FSCM – Biller Direct.....	92
4.3.4.2 SAP FSCM - FSCM Server (ABAP).....	93
4.3.5 Upgrade of Product Instance SAP XECO.....	94
4.3.5.1 Product Instance SAP E-Commerce for SAP ERP	95
4.3.5.2 Product Instance IPC Web Applications	96
4.3.5.3 Product Instance SAP Workforce Management	97
4.3.5.4 Components Moved into SAP ERP 6.0 – XECO.....	98
4.3.5.5 Change of External IPC Server	99
4.3.6. Migration of Processes with External Internet Transaction Server	99
4.3.7 Upgrade of Mobile Components	100
4.3.8 Upgrade of SAP Learning Solution.....	102
4.4 SAP NetWeaver Rapid Installer 7.0	102
4.5 Using SAP Industry Add-Ons	104
4.5.1 Industry Solutions Deployed In-Core	105
4.5.2 Industry and Enterprise Extensions	105
4.5.3 Further Add-Ons.....	110

4.5.4 Upgrade of Industry Solutions	111
5. SAP ERP 6.0: Upgrade	114
5.1 End-User Service Delivery	114
5.1.1 End-User Service Delivery - Role-Based Work Centers.....	115
5.1.2 End-User Service Delivery - Processes.....	117
5.1.3 System Landscape.....	117
5.1.4 Upgrade Sequence.....	119
5.2 Analytics	125
5.2.1 System Landscape.....	125
5.2.2 Upgrade Sequence.....	127
5.3 Financials.....	132
5.3.1 System Landscape.....	133
5.3.2 Upgrade Sequence.....	134
5.4 Human Capital Management	141
5.4.1 System Landscape.....	141
5.4.1.1 SAP ERP 6.0	141
5.4.1.2 SAP enhancement packages for SAP ERP	143
5.4.2 Upgrade Sequence Including Steps for Enhancement Package Installation	144
5.5 Procurement and Logistics Execution	156
5.5.1 System Landscape.....	157
5.5.2 Upgrade Sequence.....	158
5.6 Product Development and Manufacturing	165
5.6.1 System Landscape.....	165
5.6.2 Upgrade Sequence.....	166
5.7 Sales and Service.....	173
5.7.1 System Landscape.....	173
5.7.2 Upgrade Sequence.....	175
5.8 Corporate Services.....	181
5.8.1 System Landscape.....	181
5.8.2 Upgrade Sequence.....	183
6. References	191
6.1 Documentation	191
6.2 SAP Notes	192
6.3 Terminology Concept.....	197
6.4 Glossary	198
7. The Main SAP Documentation Types	202

1. Introduction

1.1 How to Use the Upgrade Master Guide for SAP ERP

This Cross-Industry Upgrade Master Guide is a central starting point for the technical upgrade to SAP ERP 6.0. It contains all activities for the upgrade and configuration of SAP ERP 6.0, with components of SAP ERP 6.0 and the required parts of other applications, such as SAP NetWeaver 7.0 or SAP Business Suite.

SAP ERP 6.0 consists of role-based Work Centers and business processes. A role-based Work Center or business process may be released to certain countries only, or may be available only in certain languages. To facilitate the implementation process, we group role-based Work Centers and business processes by *key functional areas*.

Depending on the key functional areas you require (for example, *SAP ERP Financials* and *SAP ERP Human Capital Management*) and the number of processes you wish to implement, you may require different component installation and configuration guides during implementation.



We group our software components by product instances or short instances. For example, version 6.0 of software component *SAP ECC* is part of the product instance *SAP ECC SERVER*. The Master Guide describes component information by its specific product instance. For more information, see *SAP ERP 6.0 Master Guide* on SAP Service Marketplace at <http://service.sap.com/instguides>.

Certain product instances or software components that are discussed in the SAP ERP 6.0 Upgrade Master Guide may require a separate license.



This Upgrade Master Guide provides just one way to implement each business scenario. For other ways to implement business scenarios, see the Scenario & Process Component List in SAP Service Marketplace (<http://service.sap.com/sc1>). The Scenario & Process Component List helps you to find realization alternatives for SAP solutions, business scenarios, and processes. With the Scenario & Process Component List in SAP Service Marketplace, you use the Upgrade-Dependency analyzer (<http://service.sap.com/uda>) to identify dependencies between software components.



If you want to upgrade to SAP Enhancement Package 5 for SAP ERP or higher, refer to the ERP Master Guide on SAP Service Marketplace instead (for example at <http://service.sap.com/erp-ehp5-inst>).

Upgrade Master Guide Structure

The SAP ERP Upgrade Master Guide explains the components and related documentation required during the implementation phase. The guide is structured as follows:

- [Section 1 – Introduction](#) explains how to use this document and related information (documentation and SAP Notes) that is crucial to the installation and upgrade.
- [Section 2 – Solution Overview](#) provides an overview of technical information that is independent of any specific key functional area. For example, you can review which software components of SAP ERP 6.0 or SAP NetWeaver 7.0 are required, and you can review the recommended system landscapes.
- [Section 3 – Upgrade in General](#) provides general resources, such as Data Migration or upgrades of Languages and Country Versions, which are relevant for any upgrade.
- [Section 4 – Cross Solution Topics](#) includes the documentation for the software components of SAP ERP 6.0 and SAP NetWeaver 7.0. Furthermore, it discusses special upgrade requirements that arise from changes in the product structure implemented with SAP ERP 6.0.
- [Section 5 – SAP ERP 6.0: Upgrade](#) includes a proposed target system landscape and the corresponding upgrade installation sequences for each key functional area of SAP ERP 6.0. The target system landscapes are shown as examples of how specific key functional areas could be operated. The final landscape of the customer is dependent on specific requirements.
- [Section 6 – References](#) provides an overview of all required documentation referenced in this Upgrade Master Guide. Depending on the business scenario and the number of business processes to be implemented, different installation and configuration guides required during the implementation process are listed.



- The SAP ERP 6.0 Upgrade Master Guide primarily discusses the technical upgrade of the overall SAP ERP solution, rather than its subcomponents. This means that additional software dependencies may exist without being explicitly mentioned in this document. You can find more information on component-specific software dependencies in the corresponding installation guides.
- The business processes and role-based Work Centers presented here serve as examples of how you can use SAP software in your company. They are intended only as models and do not necessarily run the way they are described here. Make sure you check your requirements and systems to determine whether these scenarios can be used productively at your site. Furthermore, before you go live, we recommend that you test these scenarios thoroughly in your test systems to ensure that they are complete and free of errors.

Documentation References

For more information about the technical upgrade of this SAP solution and the latest installation and upgrade guides, see *SAP Service Marketplace* at:

- <http://service.sap.com/instguides> → SAP ERP 6.0
- <http://service.sap.com/erp-inst> → SAP ERP 6.0



We strongly recommend that you use the documents that are available on these pages. These guides are updated on a regular basis.

We use the *SAP ERP 6.0 Master Guide* to explain terms *key functional area*, *process*, and *role-based Work Center*. This guide is available on SAP Service Marketplace at

<http://service.sap.com/erp-inst>. There you also find information, which you require for the technical implementation of each key capability, along with its country availability.

We document the generic business processes or the Role-Based Work Centers of SAP ERP in *List of Processes and Role-Based Work Centers SAP ERP EHP <Number of enhancement package>*. You find it in the following path in SAP Service Marketplace

<http://service.sap.com/erp-ehp> - > Media Library - SAP enhancement packages -> Category Enhancement Packages - General.

1.2 SAP Notes

SAP Notes contain the most recent information on the upgrade, as well as corrections to the upgrade documentation. Ensure that you have an up-to-date version of each SAP Note. For more information, see SAP Service Marketplace at <http://service.sap.com/notes>.

You must read the following SAP Notes before you begin the upgrade:

Table 1: Important SAP Notes

SAP Note	Title
774615	<i>Support Package levels of ERP/ECC installations/upgrades</i>
805390	<i>SAP Solution Manager is required for all SAP Solutions</i>
811923	<i>Generating the SAP Solution Manager key</i>
824757	<i>Dependencies between SAP ERP component lists</i>
849887	<i>SAP ERP6.0: Support Package Stacks Release and Info Note</i>
852008	<i>Release Restrictions for SAP NetWeaver 7.0</i>
852235	<i>Release Limitations for SAP ERP 6.0</i>
855534	<i>Embedded NetWeaver Components in ERP</i>
623723	<i>Upgrade: application-specific problems</i>
1093628	<i>SAP ERP 6.0 SR3 - Release and Information Note</i>



Additional notes are listed in the SAP Notes section (see *References*) and in the individual sections of the SAP ERP 6.0 Upgrade Master Guide.

Temporary release limitations may exist for certain functions. In such cases, the information in the SAP ERP 6.0 Upgrade Master Guide might be temporarily incomplete, until such time as the restriction is removed.

For more information about the limitations of SAP ERP 6.0 components during the ramp-up phase of SAP ERP 6.0, see the following SAP Notes on SAP Service Marketplace at <http://service.sap.com/notes>:

- SAP Note [852235](#) (Release Limitations for SAP ERP 6.0)
- SAP Note [852008](#) (Release Restrictions for SAP NetWeaver 7.0)

1.3 Further Information

The Upgrade Master Guide does not include the following information:


- Information to be taken into account during the planning phase of your installation

- Additional information that you may wish to consider to ensure that you complete your installation successfully

We therefore recommend that you familiarize yourself with the sources of information described in the table below after you have planned your upgrade project/before you start the upgrade (if not stated differently, the information is optional):

Table 2: Documentation Links - SAP Service Marketplace

Information Type	Description	Location
General Information on SAP ERP (mandatory)	Business and technical aspects of SAP ERP, including news, services, events, demos, education, and workshops	http://service.sap.com/erp
General Information on SAP enhancement packages for SAP ERP (mandatory)	Business related information about the enhancement packages	http://service.sap.com/erp-ehp
SAP NetWeaver 7.0 – Installation and Upgrade Information (mandatory)	Information about SAP NetWeaver 7.0. While installing SAP ERP 6.0, you may require knowledge of SAP NetWeaver 7.0, which can be obtained from the corresponding guides.	http://service.sap.com/instguidesNw70
Hardware Sizing	Calculation of hardware requirements, such as CPU, disk and memory resources.	http://service.sap.com/sizing
Planning the System Infrastructure	<ul style="list-style-type: none"> • Technical infrastructure issues and network integration • Guidelines and recommendations pertaining to system and network security • Overview of platform and technology-related topics 	<ul style="list-style-type: none"> • http://service.sap.com/securityguide • http://service.sap.com/platforms
SAP ERP 6.0 – Installation and Upgrade (mandatory)	Installation and upgrade information	<ul style="list-style-type: none"> • http://service.sap.com/erp-inst → <i>SAP ERP 6.0</i> • http://service.sap.com/instguides → <i>SAP Business Suite Solutions</i> → <i>SAP ERP</i>
SAP ERP Upgrade	Upgrade decisions and execution of the upgrade project	<ul style="list-style-type: none"> • http://service.sap.com/upgraderoadmap

Information Type	Description	Location
		<ul style="list-style-type: none"> http://service.sap.com/erp-upgrade  <p>Information on this page is updated regularly.</p>
Industry Solutions – Master Guides, Installation and Upgrade Information	Installation and upgrade information in addition to the SAP ERP Master Guide, including the Industry Master Guides, Upgrade Master Guide, Solution Operations Guide, and Installation and Upgrade Guides for industry solutions	http://service.sap.com/instguides → <i>Industry Solutions</i>
Support Package Stacks	Most recent component version and patch level requirements	http://service.sap.com/sp-stacks
Product Availability Matrix	<p>Quick reference for technical and release planning information of SAP components</p> <p>Here, you can find information on the availability of SAP components, the releases, maintenance end dates, as well as platform, language, and country version availability.</p>	http://service.sap.com/pam
Multinational Issues	<p>Functional information on country versions, languages, and global best business practices</p> <p>Here, you can find information on local requirements and specific functions and features to account for varying national legislation and business rules.</p>	<ul style="list-style-type: none"> http://service.sap.com/globalization http://service.sap.com/erp-hcm
Safeguarding Services for Upgrade	<p>SAP Safeguarding during the project planning phase</p> <p>During the project planning phase, <i>SAP Safeguarding for Upgrade</i> analyzes your upgrade situation with the SAP Going Live functional upgrade check. The result is a service plan, which recommends advanced services to facilitate your upgrade and keep you informed of the latest SAP upgrade offerings.</p>	http://service.sap.com/safeguardingupgrade
Application-specific Upgrade activities	<p>Application-specific upgrade activities.</p> <p>You can search for related SAP Notes in the application area XX-</p>	http://service.sap.com/notes

Information Type	Description	Location
	<i>PROJ-IMS-UPGR</i>	
Upgrade adjustments with SPAU/SPDD	Transactions SPAU and SPDD help customers retain the objects modified in a previous release	http://service.sap.com/spau
High Availability	High availability issues for SAP systems, databases, and tools	http://service.sap.com/ha
SAP Upgrade Info Center	Upgrade news and application-specific upgrade information	<ul style="list-style-type: none"> • http://service.sap.com/upgrade • http://service.sap.com/upgraderoadmap
SAP Upgrade Services	<p>Services for the evaluation, planning, or execution of an upgrade</p> <p>Customers can tailor these services to their specific needs in line with the customer's upgrade experience and the complexity of the upgrade project.</p>	http://service.sap.com/upgradeservices
Solution Manager	Information on SAP Solution Manager	http://service.sap.com/solutionmanager
SAP Software Distribution Center (mandatory)	Software and business packages available for download from the SAP Software Catalog	http://service.sap.com/swdc
Globalization Knowledge Base	Implement localized SAP country versions	http://service.sap.com/gkb
Unicode	<p>If your company employs global business processes, such as managing global master data, or if you open your system to the Internet by allowing your customers to enter contact data directly, then you need to support multiple local-language characters.</p> <p>SAP Service Marketplace provides information on technologies to fulfill these requirements.</p>	http://service.sap.com/unicode
SAP Business Maps	Solution and Business Scenario Maps to help you understand major business requirements and demonstrate business solutions, as well as the business value they can bring to a company	http://service.sap.com/businessmaps
Business Analytics	Analysis, forecasting, and reporting tools that support human capital management, financial and	http://service.sap.com/businessanalytics

Information Type	Description	Location
	operations processes	
SAP Best Practices	Methodology based on a comprehensible step-by-step approach, extensive reusable documentation that you can use for self-study, evaluation, as well as for project team and end user training SAP Best Practices also include complete preconfiguration settings to run SMB-specific key processes out of the box with minimal installation effort. The configuration documentation includes preconfigured business processes, training material, user roles, data conversion tools, and test catalogs.	http://service.sap.com/bestpractices
Collateral and Brochures	Information about new, changed and extended functions, and the benefits associated with these developments	<ul style="list-style-type: none"> • http://service.sap.com/upgrade (upgrade-specific information) • http://service.sap.com/erp (General brochures)
Scenario & Process Component List/ Upgrade Dependency Analyzer	The Scenario & Process Component List shows you which application components are needed to realize a business scenario or process. The Upgrade-Dependency Analyzer is used to identify dependencies between these components.	<ul style="list-style-type: none"> • http://service.sap.com/scl • http://service.sap.com/uda
SAP Online Knowledge Products (OKPs) – Ramp-Up Knowledge Transfer	Role-specific learning maps with timely, firsthand information on the implementation and operation of the latest SAP solutions or upgrades. The relevant OKP learning maps allow you to update your knowledge to the latest product release level. We develop OKPs within the framework of Ramp-Up Knowledge Transfer.	http://service.sap.com/rkt → <i>SAP ERP Learning Maps</i>

1.4 Media Lists

For more information about the content of data carriers, such as DVDs and CDs, which are delivered with the SAP ERP 6.0 package, consult the following references.

- SAP NetWeaver 7.0

For more information about the media for SAP NetWeaver 7.0, see SAP Service Marketplace at <http://service.sap.com/instguidesNw70>.

- Software components of SAP ERP 6.0.

For more information, see the Master Guide SAP ERP 6.0 from the SAP Service Marketplace at <http://service.sap.com/erp-inst>.

- Software components of SAP enhancement packages for SAP ERP 6.0.

For more information, see the Master Guide for the corresponding enhancement package from the SAP Service Marketplace at <http://service.sap.com/erp-inst>.

2. Solution Overview

SAP ERP 6.0, powered by SAP NetWeaver 7.0, combines core ERP functionality with portal-based collaboration across the extended enterprise. SAP ERP 6.0 provides optimal control of your assets as well as business processes, such as financial supply chain management, E-Recruiting, and profitability assessments of employees, departments, and customers. SAP ERP 6.0 allows you to:

- Actively control your administrative and operations environment increasing your efficiency and profitability.
- Attain new levels of business process and technology integration while laying the foundation for incremental evolution of the solution.

SAP enhancement packages for SAP ERP are introduced to simplify the way that customers manage and deploy new software functionality. As of Support Release 3 of SAP ERP 6.0, the installation and upgrade tools support the installation of enhancement packages when upgrading to the target release SAP ERP 6.0. This is possible as of enhancement package 3 or higher for SAP ERP 6.0.

The following sections provide an overview of SAP ERP and its enhancement packages.

2.1 Key Concepts and General Orientation

Overview

The SAP ERP Business Map encompasses all key functional areas within SAP ERP.

You can verify with the SAP ERP Business Map that SAP ERP 6.0 consists of different key functional areas, such as *Human Capital Management*, and it consists of different key capabilities, such as *Talent Management*. Each key capability includes generic business processes, or role-based Work Centers.

Generic business processes are designed to implement one business feature (1:1 relation). Role-based Work Centers typically include different generic business processes of SAP ERP (1: N relation). To implement a role-based Work Center, you must consider the technical requirements of the individual processes it covers and evaluate any resulting dependencies.

Further Information

You find the SAP ERP Business Map in the SAP Service Marketplace at <http://service.sap.com/businessmaps>.

For more information about dependencies among processes, see SAP Service Marketplace at <http://service.sap.com/notes> → SAP Note [824757](#) (Dependencies between SAP ERP component lists).

We document the generic business processes or the Role-Based Work Centers of SAP ERP in *List of Processes and Role-Based Work Centers SAP ERP EHP <Number of enhancement package>*. You find it in the following path in SAP Service Marketplace <http://service.sap.com/erp-ehp> - > Media Library - SAP enhancement packages -> Category Enhancement Packages - General.

2.1.1 SAP Enhancement Packages for SAP ERP

General

SAP introduces enhancement packages to simplify the way customers manage and deploy new software functionality. You can electively implement these software innovations from SAP and activate the software upon business demand. As a result, you can isolate the

impact of software updates and bring new functionality online faster, through shortened testing cycles.

This guide mentions aspects of the enhancement packages, which are relevant in an upgrade to SAP ERP 6.0.

Documentation References

Various Master Guides are available, which provide you the complete information for planning the implementation of SAP ERP 6.0 together with the associated enhancement packages:

- The Master Guide SAP ERP 6.0 focuses on information that is relevant for planning an installation of SAP ERP 6.0.
- Master Guides for the individual enhancement packages include information specific to the enhancement package.

In certain cases, the following documentation may also be helpful.

- For more information about which software is required to run a specific scenario or business process, see the Master Guide for the particular enhancement package (see SAP Service Marketplace at <http://service.sap.com/erp-inst>).
- Consult the Scenario and Process Component List on SAP Service Marketplace, at <http://service.sap.com/scl>, and the Upgrade-Dependency analyzer (<http://service.sap.com/uda>).
- Enhancement packages require an SAP ERP 6.0 system landscape on a defined support package stack level (or higher) before they can be installed. The component version and patch level requirements depend on the target enhancement package. For the latest component version and patch level requirements, see SAP Service Marketplace at <http://service.sap.com/sp-stacks>, as well as SAP Note [1064635](#). Consider the specific recommendations in the Master Guide for that enhancement package.
- SAP ERP 6.0 can be service-enabled in various approaches. For information about the installation and upgrade of product instances SAP ECC Server with Add-On ECC – SE, see the following documentation:
 - SAP Note [1081630](#) (ECC-SE 603 Add-On Installation)
 - SAP Note [1081731](#) (Upgrade to SAP ECC 600 with Add-On ECC-SE 603)
 - The most recent enhancement package Master Guide.
- For certain industry-specific scenarios, you need to extend the System Landscape for software components from other SAP Business Suite Applications. Refer to the Master Guides of the particular SAP Business Suite application, published on SAP Service Marketplace at <http://service.sap.com/instguides>, and refer to the individual guides for the appropriate SAP Industry Solution.
- Enhancement packages are installed with the Solution Manager – Maintenance Optimizer. For more information about the Solution Manager – Maintenance Optimizer, review the corresponding documentation about *Change Management/ Maintenance Optimizer* in the SAP Library, at help.sap.com. With Support Release 3, we have enhanced this documentation. We enhanced areas such as information about Software Lifecycle Management, Configuration Assistants, the Central Download Directory Manager, and news about features, which you need to install an enhancement package during an upgrade to SAP ERP 6.0.

For more information about Add-Ons in the context of the enhancement package installation, consult the following information sources:

- Release Planning Information Notes are found in SAP Service Marketplace at <http://service.sap.com/notes>.
- For more information about the country availability of the SAP ERP Application, or the solution types for country versions, see SAP Service Marketplace at <http://service.sap.com/globalization>, and see SAP Service Marketplace at <http://service.sap.com/notes> → SAP Note [883072](#).
- For an overview of different solution types for the individual SAP Industry Solutions, see the Master Guide for SAP ERP 6.0 on SAP Service Marketplace at <http://service.sap.com/erp-inst>, and see SAP Note [1117309](#).

2.1.1.1 Enhancement Packages and the SAP Business Suite System Landscape

To install enhancement package versions before enhancement package 4 for SAP ERP 6.0, the underlying SAP NetWeaver 7.0 release level of SAP ERP was unchanged. As of enhancement package 4 or higher for SAP ERP 6.0, enhancement packages for SAP NetWeaver 7.0 are available.

To avoid that Java-based system instances are updated by an enhancement package for SAP NetWeaver 7.0, which do not need to be updated from the functional perspective, the following installation options and system landscape types exist:

- Easy Adoption path
- Continuous Innovation path.

In the system landscape for the Easy Adoption path, the system instances on usage type AS Java reside on SAP NetWeaver 7.0. Here the upgrade tools update the system instances on usage type AS ABAP to the enhancement package 1 for SAP NetWeaver 7.0. In the system landscape for the Continuous Innovation option, we update both usage types AS ABAP and AS Java to the enhancement package 1 for SAP NetWeaver 7.0.

2.1.1.2 Enhancement Package Installation - Procedure and Tools

The installation process as of enhancement package 4 or higher for SAP ERP 6.0 supports the following installation scenarios:

- New Installation of SAP ERP 6.0 with enhancement package 4 or higher for SAP ERP 6.0, based on enhancement package 1 for SAP NetWeaver 7.0 in all system instances is a two-step installation. The first step is to install SAP ERP 6.0; the second step is to install an enhancement package for SAP ERP 6.0.
- Upgrade to SAP ERP 6.0 with enhancement package X for SAP ERP 6.0, based on enhancement package 1 for SAP NetWeaver 7.0 in all system instances. This installation is a one-step upgrade.
- Installation of enhancement package X for SAP ERP 6.0 in an existing SAP ERP 6.0 system landscape:
 - System instances on usage type AS ABAP are made available on enhancement package 1 for SAP NetWeaver 7.0
 - System instances on usage type AS Java might reside on SAP NetWeaver 7.0

Both the approach and the installation tools differ by scenario. For an overview about the installation tools, the resulting state of the target system instance, and the required installation guides, see the following table.

Table 3: Installation/ Update Scenarios and Tools

Case	Activity [Guide from http://service.sap.com/erp-inst]	Tool
New Installation of SAP ERP 6.0 with enhancement package X for SAP ERP 6.0	<ul style="list-style-type: none"> Installation of SAP ERP 6.0 on SAP EHP1 for SAP NW 7.0 With technical usage ABAP Technology for ERP EHP X from Product Version EHP X for SAP ERP 6.0 <p><i>[Installation Guide – SAP Enhancement Package X for SAP ERP 6.0]</i></p>	New System Installation (SAPInst)
Upgrade to SAP ERP 6.0 with enhancement package X for SAP ERP 6.0	<ul style="list-style-type: none"> Upgrade from Release < SAP ERP 6.0 to SAP ERP 6.0 on SAP enhancement package 1 for SAP NetWeaver 7.0 Installation of technical usages from product versions for the current enhancement package <p><i>[Upgrade Guide – SAP Enhancement Package X for ERP 6.0]</i></p>	Standard Upgrade (SAP Up/ SAP Jup)
Upgrade to SAP ERP 6.0 with enhancement package X for SAP ERP 6.0 (Special Case: Upgrades of multi-product systems)	<p><u>Easy Adoption</u></p> <ul style="list-style-type: none"> Upgrade of system landscapes with SAP ERP 6.0 and SAP SRM 5.0 (on SAP NetWeaver 7.0) <p>To</p> <ul style="list-style-type: none"> SAP ERP 6.0 and SAP SRM 7.0 (on SAP NetWeaver 7.0) Installation of SAP enhancement package X for SAP ERP 6.0 <p><i>[SAP Note 1267054]</i></p>	<ul style="list-style-type: none"> JSPM and SAP Jup SAP Jup for a single step update to enhancement package X for SAP ERP 6.0
	<p><u>Continuous Innovation</u></p> <ul style="list-style-type: none"> Upgrade of system landscapes with SAP ERP 6.0 and SAP SRM 5.0 (on SAP NetWeaver 7.0) <p>To</p> <ul style="list-style-type: none"> SAP ERP 6.0 and SAP SRM 7.0 (on SAP enhancement package 1 for SAP NetWeaver 7.0) Installation of SAP enhancement package X for SAP ERP 6.0 	<ul style="list-style-type: none"> SAP enhancement package installer (SAPehpi) SAP Jup for a single step update to enhancement package X for SAP ERP 6.0)

Case	Activity [Guide from http://service.sap.com/erp-inst]	Tool
	[SAP Note 1267054]	
Installation of enhancement package X for SAP ERP 6.0 on existing SAP ERP 6.0	<u>Easy Adoption – 64 bit</u> <ul style="list-style-type: none"> • Installation of Technical Usages from <i>EHPX for SAP ERP 6.0</i> • SAP ERP 6.0 ABAP System Instances on <i>SAP EHP1 for SAP NW 7.0</i>, and Java System Instances remain on <i>SAP NetWeaver 7.0</i> <i>[Installation Guide – SAP Enhancement Package Installation (Using SAPehpi)] or [... (Using SAINT/JSPM)] depending on the case</i>	<ul style="list-style-type: none"> • ABAP SAP enhancement package installer (SAPehpi) for a single step update to enhancement package X for SAP ERP 6.0 (SAINT not supported) • JAVA JSPM with single step update to enhancement package X for SAP ERP 6.0
	<u>Easy Adoption – 32 bit</u> <ul style="list-style-type: none"> • Installation of Technical Usages from <i>EHP4 for SAP ERP 6.0</i> • SAP ERP 6.0 ABAP System Instances on <i>SAP EHP1 for SAP NW 7.0</i>, and Java System Instances remain on <i>SAP NetWeaver 7.0</i> <i>[Installation Guide – SAP Enhancement Package Installation (Using SAPehpi)] or [... (Using SAINT/JSPM)] depending on the case</i>	<ul style="list-style-type: none"> • ABAP SAINT for a two-step update (Memory Reasons) - enhancement package 3 for SAP ERP 6.0 first, then enhancement package X for SAP ERP 6.0 • JAVA JSPM for a single step update to enhancement package X for SAP ERP 6.0.
	<u>Continuous Innovation – 64 bit</u> <ul style="list-style-type: none"> • Installation of Technical Usages from Product Version <i>EHP4 for SAP ERP 6.0/ NW 7.01</i> • ABAP and Java Product Instances on <i>SAP EHP1 for SAP NW 7.0</i> <i>[Installation Guide–SAP Enhancement Package Installation (Using SAPehpi)]</i>	<ul style="list-style-type: none"> • ABAP SAP enhancement package installer (SAPehpi) for a single step update to enhancement package X for SAP ERP 6.0. (SAINT not supported) • JAVA SAP enhancement package installer (SAPehpi) with single step update to enhancement package X for SAP ERP 6.0.
	<u>Continuous Innovation – 32 bit</u> <ul style="list-style-type: none"> • Installation of Technical Usages from Product Version <i>EHP4 for SAP ERP 6.0/ NW 7.01</i> • ABAP and Java Product Instances on <i>SAP EHP1 for SAP NW 7.0</i> <i>[Installation Guide – SAP Enhancement Package X for SAP ERP 6.0 (Using</i>	<ul style="list-style-type: none"> • ABAP SAINT for a two-step update (Memory Reasons) - enhancement package 3 for SAP ERP 6.0 first, then enhancement package X for SAP ERP 6.0 • JAVA

Case	Activity [Guide from http://service.sap.com/erp-inst]	Tool
	SAINT/JSPM)]	JSPM for a single step update to enhancement package X for SAP ERP 6.0.



- The current guide concentrates the process for the enhancement package installation when upgrading to SAP ERP 6.0.

2.1.2 Simplified Enhancement Package Installation When Upgrading to SAP ERP 6.0

Enhancement packages are add-on products to SAP ERP 6.0. With Support Release 3 of SAP ERP 6.0, we have changed SAP ERP as follows:

- Before enhancement package 3 for SAP ERP 6.0, you could only install the enhancement package in an existing SAP ERP 6.0 system landscape. As of Support Release 3 of SAP ERP 6.0, and enhancement package 3 or higher for SAP ERP 6.0, you can also include the installation of enhancement packages when upgrading to the target release SAP ERP 6.0. The following 1:1 relation between application and enhancement package exist:
 - The upgrade to SAP ERP 6.0/ SR 3 release (SAP Business Suite 2005) includes the enhancement package 3 or higher for SAP ERP 6.0
 - The upgrade to the subsequent SAP Business Suite release includes the corresponding subsequent enhancement package for SAP ERP 6.0
- Before we made these new features available, separate steps were required to upgrade from one enhancement package to another. With the new tool functions available as of Support Release 3 of SAP ERP 6.0, the same activities and tools used for implementation are also used for updating the enhancement package to a higher version.
- Before the Support Release 3 for SAP ERP 6.0, the installation and upgrade-methods for software components on AS ABAP differed from the methods used for AS Java-based software components. As of Support Release 3 of SAP ERP 6.0, you can now upgrade Java-based software components with the same approach previously possible for ABAP-based software components only (see SAP Note [1100230](#)).

The enhancements in the upgrade and installation tools are part of SAP NetWeaver 7.0. They are available as a general feature for SAP ERP 6.0, once you have implemented the needed support package stack for SAP ERP 6.0. Since these tool enhancements are considered a general feature of SAP ERP 6.0, no separate enhancement package is required to make them available.

Regarding the minimum start-releases for an upgrade, keep the following in mind:

- The one-step upgrade to SAP ERP with installation of an enhancement package is possible as of enhancement package 3 or higher for SAP ERP 6.0, for system instances starting from release SAP R/3 4.0B
- For earlier enhancement packages, you first need to upgrade to SAP ERP 6.0, and then install the enhancement package in a separate step. The one-step upgrade to SAP ERP 6.0 is possible for all releases as of SAP R/3 3.11

2.1.3 System Landscapes for Enhancement Packages

Enhancement packages can be installed in any system landscape for SAP ERP 6.0 or for the SAP Business Suite. Certain SAP Industry Solutions available with a particular enhancement package require software components of other SAP Applications. These components are neither part of the product version for the enhancement package, nor the product version for SAP ERP. To install such solutions, you must download and install these software components separately.

Both the Master Guides for SAP ERP 6.0 and the Master Guides for the various enhancement packages discuss a variety of system landscape types, ranging from the Minimal System Landscape to a completely distributed Individual System Landscape. Based on these general system landscapes, examples are provided for the various key functional areas of SAP ERP. The following examples have been extended by the enhancement packages to show the principle of the enhancement package installation:

- Individual System Landscape
- Example System Landscape for the Key Functional Area Human Capital Management.

The upgrade sequence (see section 5.4, [Human Capital Management](#)) describes the steps required to upgrade to SAP ERP 6.0. It furthermore lists the additional activities required when installing the enhancement package at the same time. It therefore briefly introduces improvements that have been made in the corresponding installation and upgrade tools. The principles shown here are valid for other system landscapes as well.

The sequence of the upgrade is variable. It is possible also to start with the upgrade of a different system, and in most cases, and if no dependencies exist, it is possible to change the upgrade sequence for the individual software components.



If you have installed SAP Add-Ons or Add-Ons from other vendors, you must verify that these Add-Ons are available for that enhancement package. Make sure to check this before you install the particular enhancement package.

2.2 Software Component Matrix

This section summarizes the product instances and inherited software components that are required to implement a certain key functional area of SAP ERP 6.0. It documents changes and reorganizations that have occurred in the product structure since prior releases of mySAP ERP 2004.



Only target component releases are listed here. For all software components with upgrade requirements, the upgrade is described in a separate upgrade (or migration) guide. For more information, see SAP Service Marketplace at <http://service.sap.com/erp-inst> → SAP ERP 6.0.

If no separate guide is available, then one of the following conditions applies:

- The component is new and must be installed
- The component can only be replaced (that is, overwritten) by a new installation
- The new component version must be installed again and the existing version deinstalled

2.2.1 Use of SAP ERP Product Instances

The following table provides a high-level overview of SAP ERP key functional areas according to:

- Product instances
- Content instances
- Software components



This table does not indicate whether a given component is optional or mandatory. For more information about product and content instances in the SAP ERP 6.0 Master Guide, see SAP Service Marketplace at <http://service.sap.com/erp-inst>, or see the Scenario & Process Component List in SAP Service Marketplace at <http://service.sap.com/scl>.

Table 4: Product Instances and Content Instances of SAP ERP 6.0

PV Instance/Software Component Version	Key Capability							
	Analytics	Corporate Services	End-User Service Delivery	Financials	Human Capital Management	Procurement and Logistics Execution	Product Development and Manufacturing	Sales and Service
Content-Related Product Instances								
BI CONT 7.02	•		•	•	•	•		
BP BUSINESS UNIT ANALYST 60.1			•					
BP COMPENSATION SPECIAL. 60.1					•			
BP COMPENSATION SPECIAL. 60.2					•			
BP CREDIT MANAGEMENT 60.1				•				
BP DESIGN COLLABORATION 60.1		•		•			•	
BP ENV. HEALTH & SAFETY 50.1		•					•	
BP ERP05 BUS UN ANALYST 20 1.0			•	•				
BP ERP05 BUYER 1.0			•			•		
BP ERP05 COMMON PARTS 1.0							•	
BP ERP05 DEV COLLABORATION 1.0							•	
BP ERP05 ESS 1.0		•	•		•			
BP ERP05 HR ADMINISTRATOR 1.0			•		•			
BP ERP05 INT SALES REP 1.0			•					

PV Instance/Software Component Version	Key Capability							
	Analytics	Corporate Services	End-User Service Delivery	Financials	Human Capital Management	Procurement and Logistics Execution	Product Development and Manufacturing	Sales and Service
BP ERP05 INVOICING CLERK 1.0			•			•		
BP ERP05 LEARNING 1.0					•			
BP ERP05 MAINTENANCE TECH 1.0			•					
BP ERP05 MSS 1.0	•		•	•	•	•		
BP ERP05 PLANT MGR 20 1.0			•				•	
BP ERP05 PROD SUPERVISOR 1.0			•				•	
BP ERP05 PROJ SELF-SERV 1.0		•	•	•				
BP ERP05 QUALITY INSPECTOR 1.0			•					
BP ERP05 SUPPLIER 1.0			•			•		
BP EXTERNAL PROCUREMENT 60.2			•					
BP SUPPLIER COLLABORATION 60.1						•		
BP SUPPLIER ORDER COLL. 60.1			•			•		
EH&S EXPERT 3.2		•					•	
EH&S WWI 3.2		•					•	
XI CONTENT EA-HR 600		•						
XI CONTENT ELSTER 2.0				•	•			
XI CONTENT FI-CA 600				•				
XI CONTENT FINBASIS 300				•				
XI CONTENT HR 600					•			
XI CONTENT SRM SERVER 5.5			•			•		
Software-Related Product Instances								
SAP ERP 6.0-SAP Application Platform - IPC								•
SAP ERP 6.0-SAP cProjects Suite		•	•	•			•	
SAP ERP 6.0-SAP Easy Document Management		•		•				
SAP ERP 6.0-SAP ECC Server	•	•	•	•	•	•	•	•
SAP ERP 6.0-SAP E-Recruiting			•		•			
SAP ERP 6.0-SAP Frontend GUIs		•					4	
SAP ERP 6.0-SAP FSCM - Biller Direct				•				

PV Instance/Software Component Version	Key Capability							
	Analytics	Corporate Services	End-User Service Delivery	Financials	Human Capital Management	Procurement and Logistics Execution	Product Development and Manufacturing	Sales and Service
SAP ERP 6.0-SAP FSCM - FSCM Server (ABAP)				•				
SAP ERP 6.0-SAP Learning Sol-Client (Auth)					•			
SAP ERP 6.0-SAP Learning Sol-Client (Learn)					•			
SAP ERP 6.0-SAP Learning Sol-Frontend ABAP					•			
SAP ERP 6.0-SAP Learning Sol-Frontend CP					•			
SAP ERP 6.0-SAP NW - Adobe Docu. Service			•		•			
SAP ERP 6.0-SAP NW - Business Intelli. UDI			•					
SAP ERP 6.0-SAP NW - Business Intelligence	•	•	•	•	•	•	•	•
SAP ERP 6.0-SAP NW - Content Server	•	•	•	•	•	•	•	
SAP ERP 6.0-SAP NW - Enterprise Portal/ SAP NW – EP Core	•	•	•	•	•	•	5	
SAP ERP 6.0-SAP NW - Process Integration		•	•	•	•	•		
SAP ERP 6.0-SAP NW - Search and Classification		•	•	•	•	•	•	•
SAP ERP 6.0-SAP NW-Adapter Eng J2EE PI/XI				•				
SAP ERP 6.0-SAP Integration for Elster					•			
SAP ERP 6.0-SAP OpenPS for MS Project		•						
SAP ERP 6.0-SAP SEM	•		•	•	•			
SAP ERP 6.0-SAP SRM - Catalog Content Mgmt			•			•		
SAP ERP 6.0-SAP SRM - Server			•			•		
SAP ERP 6.0-SAP Workforce Management		•		•				
SAP ERP 6.0-SAP XECO				•				•
SAP ERP 6.0-SAP XSS (Self Services)	•	•	•	•	•	•	•	

	Key Capability							
PV Instance/Software Component Version	Analytics	Corporate Services	End-User Service Delivery	Financials	Human Capital Management	Procurement and Logistics Execution	Product Development and Manufacturing	Sales and Service
SAP NETWEAVER 7.0-Application Server ABAP		●						
SAP NETWEAVER 7.0-Business Intelligence (BI)								●



We deliver the following types of SAP Industry Solutions with SAP ERP 6.0, and consider them in the current guide:

- Industry Solutions Deployed In-Core
- Industry and Enterprise Extensions
- Further Add-Ons

Industry Solutions can include product or content instances not shown here. For more information, see the corresponding upgrade guide of the relevant industry solution.

2.2.2 Logical Dependencies of SAP ERP Product Instances

Some processes of SAP ERP require different product instances, or different software components of SAP ERP. Depending on the individual customer system landscape before the upgrade, these product instances may be installed as follows:

- Multiple product instances are installed within the same system instance and share the same system identification (SID), or
- Multiple product instances are installed as separate system instances, and have different SIDs.

In contrast to patching, it is not possible to upgrade software components of SAP ERP 6.0 within a common system; the system instance is the smallest entity that can be upgraded. Thus:

- All product instances and software components that have been installed within the same system instance, with identical SIDs, must always be upgraded together.
- You can normally upgrade product instances that you have to install as separate physical systems with different SIDs separately. In selected cases, logical dependencies between these product instances can nevertheless exist, even though both product instances are installed on separate systems. In these cases, the upgrade of one product instance and system requires the upgrade of another product instance and system.

Logically De-Coupled Product Instances

Where processes use multiple product instances, each product instance can be upgraded independently, provided that the product instances are:

- Located in separate system instances, and
- De-coupled (and therefore logically independent).

For example, the implementation of process *Travel Planning /Online Booking (Key Functional Area Corporate Services)* requires different product instances (see Table 4). Depending on the overall landscape model used in the source system for the upgrade (see also section 2.4, [System Landscapes](#)), the product instances are distributed to different physical system instances. In this landscape, all product instances and systems can be on component release SAP ERP 6.0. Or they exist in a mixed landscape of systems implemented on various release levels. For more information, see Product Instance SAP NW – Process Integration on system 3 in the following table.

Table 5: Examples of Systems with Logically De-Coupled Product Instances

Example 1		Example 2	
Product Instance/Release	System	Product Instance/Release	System
SAP ECC SERVER	1	SAP ECC SERVER	1
SAP XSS (Self Services)	2	SAP XSS (Self Services)	2
SAP NW - EP Core		SAP NW - EP Core	
BP ERP05 ESS 1.0		BP ERP05 ESS 1.0	
SAP NW – Process Integration	3	SAP ERP 2004-SAP NW – Process Integration	3
XI CONTENT		SAP ERP 2004-XI CONTENT	
SAP NW Business Intelligence	4	SAP NW Business Intelligence	4

Coupled Product Instances

Few processes use interdependent product instances of SAP ERP 6.0, although they can be installed in separate system instances with different SIDs. For these product instances, and thus for the corresponding processes, landscapes with differing release levels are not possible. The upgrade for such processes requires that either all product instances belonging to this process, or no such instances whatsoever, be upgraded to SAP ERP 6.0.

2.2.3 Revised Product Structure of Java Components

The product structure for Java software components has been revised and enhanced for SAP ERP 6.0. The following table provides a high-level overview of major changes and reorganizations:



Certain product reorganizations lead to special upgrade requirements. For additional information, consult the sections 4.2, [Special Upgrade Considerations for SAP NetWeaver Components](#), and 4.3, [SAP ERP Software Components - Specific Upgrade Requirements](#).

Table 6: Reorganized Product Structure

mySAP ERP 2004			SAP ERP 6.0		
Product Instance	Software Component	Component Release	Component Release	Component is based on software component, or SAP NetWeaver 7.0 usage type	Comment
SAP Biller Direct	Biller Direct	3.0	6.0	SAP NW 7.0	
	SAP JAVA DATA DICTIONARY	-	5.0 (New)	SAP NW 7.0	See also SAP XECO
SAP XSS (Self Services)	SAP ESS	100	600	PCUI_GP	SAP Employee Self-Service
	SAP MSS	100	600	PCUI_GP	SAP Manager Self-Service
	PCUI_GP	100	600	Usage type EP Core	Floor Plan Manager
	SAP PSS	-	600 (New)	PCUI_GP	SAP Project Self-Service
	SAP ASR	-	600 (New)	PCUI_GP	SAP ERP HCM Administrative Services
	IS-HER-CSS	-	600 (New)	PCUI_GP	SAP for Higher Education and Research Industry Solution
SAP Internet Sales R/3 Edition (SAP Internet Sales WAC)		4.0	Complete redesign and renaming to <i>SAP E-Commerce for SAP ERP</i>	Usage type AS Java	Part of product instance SAP XECO (installable component XECO 5.0)
IPC WebApp		4.0			
SAP LSO Content Player (LSOCP)		3.0	6.0	SAP NW 7.0	Part of SAP Learning Solution
SAP IPC Java		4.0	Discontinued as software component. Functionality moved into software component SAP AP 700, which is part of product	Usage type AS Java	For SAP E-Commerce for SAP ERP and SAP SRM. Based on Java Transaction Server (JTS)

mySAP ERP 2004			SAP ERP 6.0		
Product Instance	Software Component	Component Release	Component Release	Component is based on software component, or SAP NetWeaver 7.0 usage type	Comment
			instance SAP ECC SERVER., SAP Application Platform – IPC.		
Business Packages (New role-based Work Centers covered by Business Packages)	Various Business Packages		New role-based Work Centers covered by new Business Packages.	Usage type EP Core	See 4.3.2, Upgrade of Product Instances SAP XSS and Portal Content.



For more information about the upgrade of Java components, see *Upgrade Guide - SAP Enterprise Resource Planning 6.0: Java* on SAP Service Marketplace at <http://service.sap.com/erp-inst>.

2.3 Valid Source Releases

This section lists the source and target releases to upgrade to the different product instances of SAP ERP 6.0, SAP NetWeaver 7.0, and add-on and industry solutions.

Add-On and Industry Solutions

With SAP ERP 6.0, different types of industry solutions are available. We have integrated them into product instance SAP ECC SERVER and software component SAP ECC 6.0 (see section 4.5, [Using SAP Industry Add-ons](#)). Most of the formerly separate Add-On solutions can be upgraded to SAP ECC SERVER with the corresponding SAP ECC Industry Extension or SAP Enterprise Extension. The following figure summarizes product instances in standard maintenance, which can be upgraded to product instance SAP ECC SERVER.

Keep in mind that it is possible to install enhancement packages when upgrading to SAP ERP 6.0. The parameters are as follows:

- The one-step upgrade to SAP ERP with installation of an enhancement package is possible as of enhancement package 3 for SAP ERP 6.0, for system instances starting from release SAP R/3 4.0B.
- For earlier enhancement packages, you first need to upgrade to SAP ERP 6.0, and then install the enhancement package in a separate step. The one-step upgrade to SAP ERP 6.0 is possible for all releases as of SAP R/3 3.1I.

Upgrade to SAP ECC 6.0 (part of SAP ERP 6.0) from..

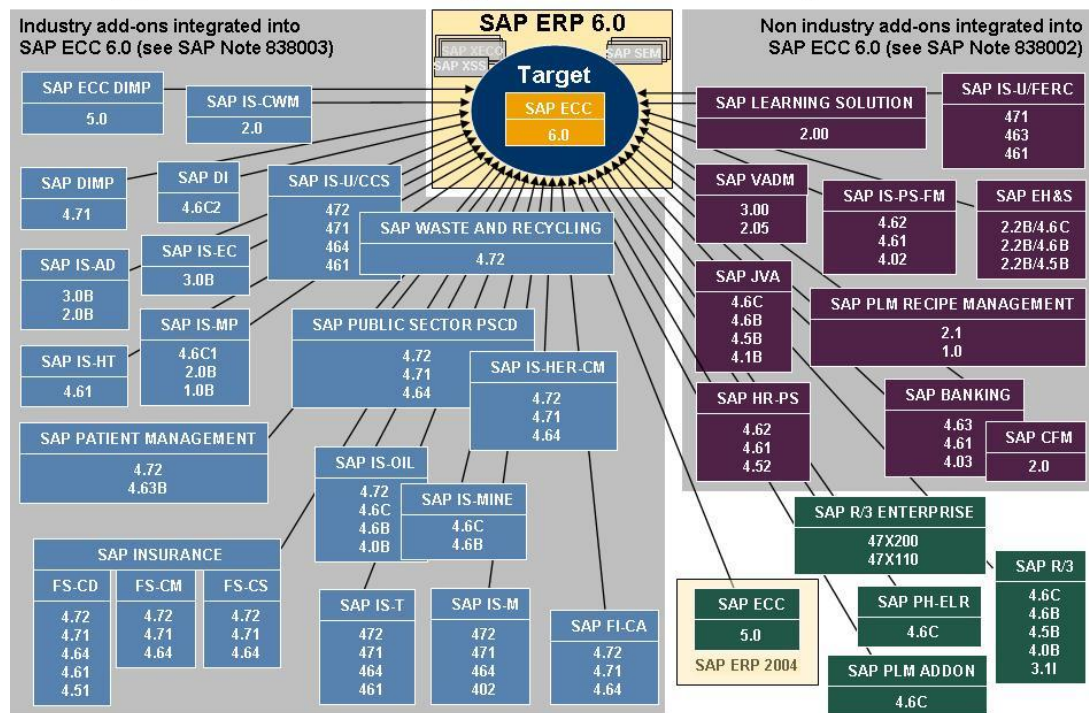


Figure 1: Upgrade to Product Instance SAP ECC SERVER

The following table adds information about the software components/product versions that you can upgrade to SAP ECC SERVER. It also shows how the upgrade is performed. In contrast to the above figure, the table includes all product versions, regardless of their status with respect to standard maintenance.

For more information, see the following SAP Notes on SAP Service Marketplace at <http://service.sap.com/notes>:

- SAP Note [838002](#) (Non-IS add-ons that are integrated into SAP ECC 600)
- SAP Note [838003](#) (Industry add-ons integrated into SAP ECC 6.0)

Table 7: SAP Solutions and Industry Solutions with Upgrade Target SAP ECC SERVER

Solution/ Industry Solution	Industry-Specific Component	Product Version	Associ- ated SAP R/3 Release	Related SAP Note	
				Strategy	Additions
Automotive	SAP Discrete Industries	SAP DI 4.6C2	46C	874473	872197
		SAP DI 4.6C1	46C		
		SAP DI 4.6B	46B		

Solution/ Industry Solution	Industry-Specific Component	Product Version	Associ ated SAP R/3 Release	Related SAP Note	
				Strategy	Additions
Banking	SAP Banking	SAP BANKING 4.03	40B	838002 , 700778 , 339451	536744 , 033040
		SAP BANKING 4.61	46B		
		SAP BANKING 4.62	46C		
		SAP BANKING 4.63	46C		
		SAP CFM 2.0	46B		
Consumer Products	SAP Beverage	SAP IS-BEV 461	46C	700778	536744 , 033040
	SAP Catch Weight Management	SAP IS-CWM 2.0 ON SAP ERP 2004	500	884082	884083
Contract Accounting	SAP Financials Contract Accounts Receivable	SAP FI-CA 4.72	47x200	884566	874548
		SAP FI-CA 4.71	47x110		
		SAP FI-CA 4.64	46C		
Defense and Security	SAP MDE Forces & Public Security	SAP IS-AD 3.0B	45B	874473	872197
		SAP IS-AD 2.0B	40B		
Different SAP Industry Solutions	SAP Discrete Industries	SAP IS-SW 2.0	45B	874473	872197
		SAP IS-SW 2.1	46B	838002 , 480850	598216
		DI-WI	47x110		
Engineering, Construction & Operations	SAP Engineering & Construction	SAP IS-EC 3.0B	45B	874473	872197
Financial Service Providers	SAP Corporate Finance Management	SAP CFM 1.0	46C	838002 , 700778 , 339451	536744 , 033040
		SAP CFM 2.0	46C		
Healthcare	SAP Patient Management	SAP PATIENT MANAGEMENT 4.72	47x200	879311	874200
		SAP PATIENT MANAGEMENT 4.71	47x110		
		SAP PATIENT	46C		

Solution/ Industry Solution	Industry-Specific Component	Product Version	Associ ated SAP R/3 Release	Related SAP Note	
				Strategy	Additions
		MANAGEMENT 4.63B			
High Tech	SAP Discrete Industries	SAP ECC DIMP 5.0	ECC 500	874473	872197
	SAP High Tech	SAP IS-HT 4.61	46B		
	SAP Student Lifecycle Management	SAP IS-HER- CM 4.72	47x200	881284	874415
		SAP IS-HER- CM 4.71	47x110		
		SAP IS-HER- CM 4.64	46C		
Insurance	SAP Insurance FS CD	SAP INSURANCE FS-CD 4.72	47x200	877945	872705
		SAP INSURANCE FS-CD 4.71	47x110		
		SAP INSURANCE FS-CD 4.64	46C		
		SAP INSURANCE FS-CD 4.63	46C		
		SAP INSURANCE FS-CD 4.61	46B		
		SAP INSURANCE FS-CD 4.51	45B		
	SAP Insurance FS CM	SAP INSURANCE FS-CM 4.63	46C	877945	872705
		SAP INSURANCE FS-CM 4.64	46C		
		SAP INSURANCE FS-CM 4.71	47x110		
		SAP INSURANCE FS-CM 4.72	47x200		

Solution/ Industry Solution	Industry-Specific Component	Product Version	Associ ated SAP R/3 Release	Related SAP Note	
				Strategy	Additions
	SAP Insurance FS CS	SAP INSURANCE FS-CS 4.61	46B	877945	872705
		SAP INSURANCE FS-CS 4.63	46C		
		SAP INSURANCE FS-CS 4.64	46C		
		SAP INSURANCE FS-CS 4.71	47x110		
		SAP INSURANCE FS-CS 4.72	47x200		
Media	IS-M	SAP IS-M 472	47x200	880233	874412
		SAP IS-M 471	47x110		
		SAP IS-M 464	46C		
		SAP IS-M 463	46C		
		SAP IS-M 402	40B		
Mill Products	SAP Discrete Industries	SAP ECC DIMP 5.0	ECC 500	874473	872197
		SAP DIMP 4.71	47x110		
	SAP Mill Products	SAP IS-MP 1.0B	45B	874473	872197
		SAP IS-MP 2.0B	46B		
		SAP IS-MP 46C1	46C		
Mining	SAP Mining	SAP IS-MINE 4.6C	46C	883774	874543
		SAP IS-MINE 4.6B	46B		
Oil & Gas	SAP Oil & Gas - IS - Oil	SAP IS-OIL 4.72	47x200	883774	874543
		SAP IS-OIL 4.6C	46C		
		SAP IS-OIL 4.6B	46B		
		SAP IS-OIL 4.0B	40B		

Solution/ Industry Solution	Industry-Specific Component	Product Version	Associ ated SAP R/3 Release	Related SAP Note	
				Strategy	Additions
Public Sector	SAP Oil & Gas - JVA	SAP JVA 4.1B	40B	838002 , 700778 , 112809	481002
		SAP JVA 4.5B	45B		
		SAP JVA 4.6B	46B		
		SAP JVA 4.6C	46C		
	SAP Funds Management	SAP IS-PS-FM 4.02	40B	838002 , 700778 , 050068	536040 , 429222 , 437701 , 437599 , 458833
		SAP IS-PS-FM 4.61	46B		
		SAP IS-PS-FM 4.62	46C		
	SAP HR Public Sector	SAP HR-PS 4.52	45B	838002 , 700778 , 133954	879091
		SAP HR-PS 4.61	46B		
		SAP HR-PS 4.62	46C		
	SAP Pension Administration (specific to Germany)	SAP VADM 2.05	46C	838002 , 439777	
		SAP VADM 3.00	47x200		
	SAP Public Sector Collection & Disbursement	SAP PUBLIC SECTOR PSCD 4.72	47x200	881284	874415
		SAP PUBLIC SECTOR PSCD 4.71	47x110		
		SAP PUBLIC SECTOR PSCD 4.64	46C		
Telecommuni cation	SAP for Telecommunication s	SAP IS-T 472	47x200	881843	874478
		SAP IS-T 471	47x110		
		SAP IS-T 464	46C		
		SAP IS-T 463	46C		
		SAP IS-T 461	46B		
Utilities	SAP GIS Business Connector	GBC	46C	640334	
			47x110		

Solution/ Industry Solution	Industry-Specific Component	Product Version	Associ ated SAP R/3 Release	Related SAP Note	
				Strategy	Additions
	SAP IS-U-FERC	SAP IS-U/FERC 461	46B	700778	
		SAP IS-U/FERC 463	46C		
		SAP IS-U/FERC 471	47x110		
	SAP Waste and Recycling	SAP WASTE AND RECYCLING 4.72	47x200	881842	874418
		SAP IS-U/CCS 472	47x200		
		SAP IS-U/CCS 471	47x110		
		SAP IS-U/CCS 464	46C		
		SAP IS-U/CCS 463	46C		
		SAP IS-U/CCS 461	46B		
		SAP IS-U/CCS 471	46C	881842 , 526700	874418
SAP ERP	SAP Learning Solution	SAP LEARNING SOLUTION 1.00	46C	700778	748338
		SAP LEARNING SOLUTION 2.00	47x110		
SAP PLM	SAP Environment, Health & Safety	SAP EH&S 2.2B/4.6C	46C	838002 , 700778 , 122400	746211
		SAP EH&S 2.7A/4.6C	46C		
		SAP EH&S 2.7A/4.5B	45B		
		SAP EH&S 2.2B/4.5B	45B		
		SAP EH&S 2.7B/4.6C	46C		
		SAP EH&S 2.7B/4.6B	46B		

Solution/ Industry Solution	Industry-Specific Component	Product Version	Associ ated SAP R/3 Release	Related SAP Note	
				Strategy	Additions
		SAP EH&S 2.7B 4.5B	45B		
		SAP EH&S 2.2B/4.6B	46B		
		SAP EH&S 2.7A/4.6B	46B		
	SAP PLM Recipe Management	SAP PLM RECIPE MANAGEMENT 1.0	46C	425847	736448
		SAP PLM RECIPE MANAGEMENT 2.1	47x110		
	SAP PLM	SAP PH-ELR 4.6C	46C	391451	
	SAP PLM	SAP PLM ADDON 4.6C	46C		

SAP ERP 6.0 – General Upgrade

The following table summarizes the valid source releases of an upgrade to the different product instances of SAP ERP 6.0.

Table 8: SAP ERP 6.0 - Product Instance and Content Instances

Source		Target		See also
Product Instance	Software component/ Release	Product Instance	Software component/ Release	
SAP R/3	<ul style="list-style-type: none"> SAP R/3 3.1I SAP R/3 4.0B SAP R/3 4.5B SAP R/3 4.6B SAP R/3 4.6C SAP R/3 Enterprise 4.70 with Extension Set 1.10 	SAP ECC SERVER	SAP ECC 6.0	

Source		Target		See also
Product Instance	Software component/Release	Product Instance	Software component/Release	
	<ul style="list-style-type: none"> SAP R/3 Enterprise 4.70 with Extension Set 2.00 SAP ECC 5.0 			
Internet Pricing and Configurator (IPC)	IPC 4.0	SAP ECC SERVER	SAP AP 700 (part of SAP ECC 6.0)	SAP Notes 844817 and 844816 and section 4.3.5, Upgrade Product Instance SAP XECO.
SAP XSS (Self Services)	SAP ESS 100, SAP PCUI_GP 100, SAP MSS 100	SAP XSS (Self Services)	IS-HER-CSS 600, SAP PSS 600, SAP ASR 600, SAP ESS 600, SAP MSS 600, SAP PCUI_GP 600	
SAP Strategic Enterprise Management (SEM)	<ul style="list-style-type: none"> SAP SEM 3.1B SAP SEM 3.2 SAP SEM 3.5 SAP SEM 4.0 SAP ECC with SAP SEM BW 400 and FINBASIS 300 	SAP SEM	SAP SEM 6.0	SAP Notes 852448 and 855382
		SAP ECC SERVER	SAP ECC 6.0	
SAP Internet Sales (ERP Edition) Web Applications (ISA WAC)	Internet Sales Web Application Component (ISA-WAC based on J2EE 6.20, and J2EE 6.40)	SAP XECO (Extended E-Selling Components)	SAP SHARED JAVA APPLIC. 5.0, SAP SHARED JAVA COMPONENT	Section 4.3.5, Upgrading Product Instance SAP

Source		Target		See also
Product Instance	Software component/Release	Product Instance	Software component/Release	
	IPC Web Application Component (IPC WAC based on J2EE 6.20, and J2EE 6.40)		S 5.0, SAP SHARED WEB COMPONENT S 5.0,	XECO.
WFM Core	<ul style="list-style-type: none"> SAP WORKFORCE MANAG. CORE 1.0 SAP WORKFORCE MANAG. CORE 1.1 		APACHE JAKARTA STRUTS 1.1, SAP JAVA DATA DICTIONARY 5.0, TEALEAF 4.5 SAP CRM IPC MOBILE 5.0	
SAP FSCM - Biller Direct	FSCM-BILLER DIRECT 3.0	SAP FSCM - Biller Direct	SAP FSCM Biller Direct 6.0	Section 4.3.4, Upgrade of Product Instances of Financial Supply Chain Management
SAP FINBASIS (Financial Basis)	300 (based on SAP NetWeaver Application Server ABAP 6.40)	SAP FSCM - FSCM Server (ABAP)	SAP FSCM 6.0/FINBASIS 600	SAP Note 852448 Section 4.3.4, Upgrade of Product Instances of Financial Supply Chain Management
SAP Learning Solution	LSOOP – Offline Player <ul style="list-style-type: none"> LSOOP 100 LSOOP 200 LSOOP 300 	SAP Learning Sol-Client (Learn)	LSOOP 600	SAP Note 830594

Source		Target		See also
Product Instance	Software component/Release	Product Instance	Software component/Release	
	LSOAE – Authors Environment <ul style="list-style-type: none"> • LSOAE 100 • LSOAE 200 • LSOAE 300 	SAP Learning Sol-Client (Auth)	LSOAE 600	
	LSOCP - Content Player <ul style="list-style-type: none"> • LSOCP 100 • LSOCP 200 • LSOCP 300 	SAP Learning Solution - Front end CP	LSOCP 600	
	LSOFE – Front End <ul style="list-style-type: none"> • LSOFE 100 • LSOFE 200 • LSOFE 300 	SAP Learning Solution - Front end ABAP	LSOFE 600	
SAP EBP (Enterprise Buyer Professional)	<ul style="list-style-type: none"> • SAP Business-to-Business Procurement 2.0B (SAP EBP 1.0), 2.0C (SAP EBP 2.0) • SAP EBP 3.0 • SAP SRM 2.0 (WITH SAP EBP 3.5) • SAP SRM 3.0 (WITH SAP EBP 4.0) • SAP SRM 4.0 	SAP SRM - Server	SAP SRM Server 5.5 (SAP SRM 5.0)	Section 4.3.3, Upgrade of Product Instances of SAP SRM
SAP Catalog Content Management	<ul style="list-style-type: none"> • SAP CCM 1.0 • Requisite eMerge /BugsEye 	SAP SRM Catalog Content Mgmt	SAP CATALOG CONT.MGMT. 2.0_700	SAP Notes 485884 , 843867 , and 835170
cProjects	<ul style="list-style-type: none"> • 300 • 310_620 • 310_640 	SAP cProjects Suite	CPRXRPM 400	

Source		Target		See also
Product Instance	Software component/Release	Product Instance	Software component/Release	
SAP E-Recruiting	<ul style="list-style-type: none"> 200 (on SAP NetWeaver Application Server ABAP 6.20) 300 (on SAP NetWeaver Application Server ABAP 6.20) 	SAP E-Recruiting	SAP E-RECRUITING 6.0 (ERECRUIT 600)	<i>SAP Note</i> 830592
Portal Content (Business Packages)	Depending on Business Package	Portal Content	BP ERP05 <Business Content Descriptor>	Section 4.3.2, Upgrading Product Instances SAP XSS and Portal Content and section 5.1.1, End-User Service Delivery – role-based Work Centers .
XI Content	Depending on software component	XI Content	XI Content	

The following table summarizes the valid source releases for the SAP NetWeaver 7.0 usage types and software components along with the component release that you target with the upgrade to SAP ERP 6.0. You can find further information in the *Upgrade Master Guide SAP NetWeaver 7.0* from the SAP Service Marketplace at <http://service.sap.com/instguides>.

Table 9: Upgrade of SAP NetWeaver 7.0 Usage Types

Source		Target		See also
Product Instance	Software component/ Release	Product Instance	Software component/ Release	
SAP BW	<ul style="list-style-type: none">SAP BW 3.5 with BI_CONT 3.5.1, 3.5.2, 3.5.3SAP BW 3.1 with BI_CONT 3.10 – 3.30SAP BW 3.0B	SAP NW Business Intelligence	SAP NETWEAVER 7.0-BI with BI CONT 7.02	Section 4.2.1, Usage Type Business Intelligence
	SAP BW 2.0x	Currently, no direct upgrade supported. Upgrade to SAP BW 3.x required first.		
SAP NetWeaver Portal	SAP Enterprise Portal 6.0_640	SAP NW - Enterprise Portal	SAP NETWEAVER 7.0-EP	Section 4.2.4, Usage Type Enterprise Portal
	SAP Enterprise Portal 6.0 SP02, SAP Enterprise Portal 5.0 SP06	No direct upgrade to SAP NW Enterprise Portal supported. Migration to SAP EP 6.0_640 required first.		
SAP NW - Content Server	SAP Content Server < 6.40	SAP NW - Content Server	SAP NETWEAVER 7.0 Content Server (Content Server 6.40)	
SAP NetWeaver XI	3.0	SAP NW – Process Integration	SAP NETWEAVER 7.0-PI	Section 4.2.2, Usage Type Process Integration
	2.0	Migrate to SAP XI 3.0 first, then upgrade to usage type SAP NW PI		
SAP Mobile Engine Server	2.1 2.5	SAP NW - Mobile Infra. Client	SAP NETWEAVER 7.0 - MI	Section 4.2.3, Usage Type Mobile Integration
	1.0	New installation required		
SAP NW - Search and Classification (TREX)	6.0, 6.1	SAP NW - Search and Classification	TREX 7.0 TREX 7.1	Section 3.5.8, Other Migration Activities

Source		Target		See also
Product Instance	Software component/ Release	Product Instance	Software component/ Release	
SAP NetWeaver Application Server	SAP Web AS Java 6.40 SP09 or above	System with usage type AS Java		
	<ul style="list-style-type: none"> SAP Web AS ABAP 6.40, 6.20, 6.10 SAP Basis 4.6D 	System with usage type AS ABAP		

2.4 System Landscapes

This section provides details on the following types of system landscapes:

- Minimal System Landscape
- Extended System Landscape
- Extended System Landscape with Firewall
- Individual System Landscape



We recommend that you only use system landscapes or combinations of system landscapes described in the *Master Guide for SAP ERP 6.0*. For more information, see SAP Service Marketplace at <http://service.sap.com/erp-inst>.

There are several ways to distribute system components among various hosts. This distribution depends on many factors, such as sizing, security, and hardware. In principle, you can choose almost any distribution of components to host. On the one end a minimal system landscape is possible, and on the other end a maximum distributed or individual landscape (here every component runs on its own or even multiple hosts).



The Upgrade Master Guide for SAP ERP 6.0 describes the upgrade of individual components and product instances. It does not address the consolidation into one system of upgraded systems that were previously separated. For this information, refer to the component upgrade guides on SAP Service Marketplace at <http://service.sap.com/erp-inst>.



For recommendations about sizing see the following information sources:

- Master Guide SAP ERP 6.0 from the SAP Service Marketplace at <http://service.sap.com/erp-inst>.
- Sizing Tools from the SAP Service Marketplace at <http://service.sap.com/sizing>.

2.4.1 Minimal System Landscape

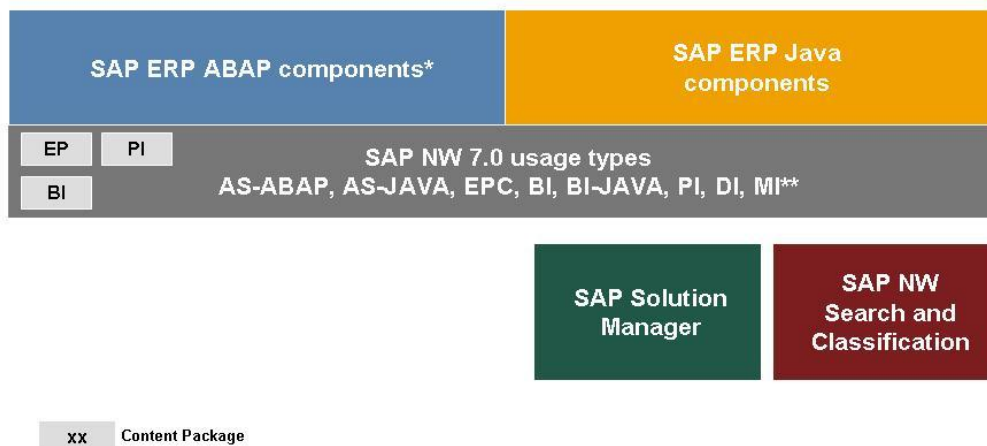
Purpose

SAP ERP consists of ABAP and non-ABAP components. With certain constraints, if certain prerequisites are fulfilled, you can install many of these components on a single host. This section describes how you can set up a minimal landscape in which all key functional areas can be deployed on a single host.

To implement a minimal landscape, you must know the business processes to be run and then install components needed for those business processes. Therefore, it might not be necessary to install all components described in this section.

Example – Minimal System Landscape

The following figure illustrates an example of a minimal system landscape for SAP ERP.



Notes

*) SAP ERP ABAP components: SAP ECC 6.0, SAP SRM Server 5.5, BI Content 7.0, WFM_CORE 2.0, SAP Catalog 2.0, cProject Suite 4.0

**) See SAP Service Marketplace at service.sap.com/notes → SAP Note 855534 (Embedded NetWeaver Components in ERP)

Figure 2: Minimal System Landscape for SAP ERP 6.0

In the above figure, all product instances (such as the related content packages for product instances SAP NW EP Core, SAP NW Process Infrastructure, and SAP NW Business Intelligence) are deployed on a single host. Additional systems are installed for SAP Solution Manager and for product instance SAP NW Search and Classification.

The setup is based on an all-in-one installation of the relevant usage types. Separate installations exist for SAP Solution Manager and for the product instances of the standalone SAP NW - Search and Classification (TREX) engine.



For more information about the minimal system landscape, including a complete description of the landscape and the software product instances, see the *SAP ERP 6.0 Master Guide* on SAP Service Marketplace at <http://service.sap.com/erp-inst>.

For an overview of the most important limitations, see *SAP Note 855534 (Embedded NetWeaver Components in ERP)*.

2.4.2 Extended System Landscape

Purpose

You can extend your system landscape and separate certain functions from the ERP back end when you:

- Distribute ABAP and Java Technologies across different systems
- Plan to deploy the usage type Business Intelligence for extended reporting

Example – Extended System Landscape

The following diagram illustrates how the SAP ERP ABAP components are based on the usage type Application Server ABAP.

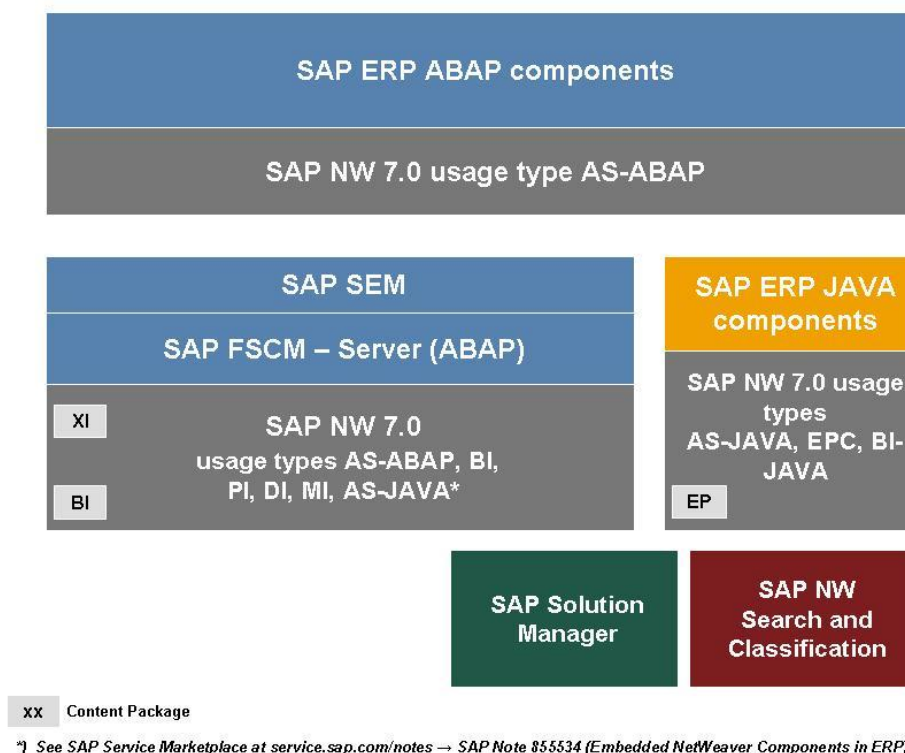


Figure 3: Extended System Landscape for SAP ERP 6.0

In the above figure, the core of the SAP ERP system is extended with separate installations of the following product instances of SAP ERP 6.0:

- Reporting Hosts:
 - SAP NW Business Intelligence
 - SAP SEM
 - SAP FSCM Server (ABAP)
- SAP ERP Java host with all Java components:
 - SAP XECO
 - SAP Biller Direct
 - SAP XSS (Self Services)
 - SAP Learning Solution
 - Usage Type Enterprise Portal or EP Core



For more information about the extended system landscape, including a complete description of the landscape and the software product instances, see the *SAP ERP 6.0 Master Guide* on SAP Service Marketplace at <http://service.sap.com/erp-inst>.

2.4.3 Extended System Landscape with Firewall

Purpose

In certain cases, you might want to implement business functions so that they are accessible externally. For example, the recruitment function of SAP ERP Human Capital Management allows applicants to access SAP ERP functions to enter their candidate profile. For security reasons, external systems must be separated from internal systems by means of a firewall.

Features

The extended system landscape with firewall is identical to the extended system landscape discussed in the previous section, with one exception: it includes one system instance with all components in the demilitarized zone (DMZ).

The DMZ is an area that exists between two networks to permit connections between them, without risking unauthorized access to the systems located within them. Thus, if you are planning to provide access from the Internet, you should use the *extended system landscape with firewall*.

You should choose the extended system landscape with firewall and separate certain functions from the SAP ECC SERVER back end when you:

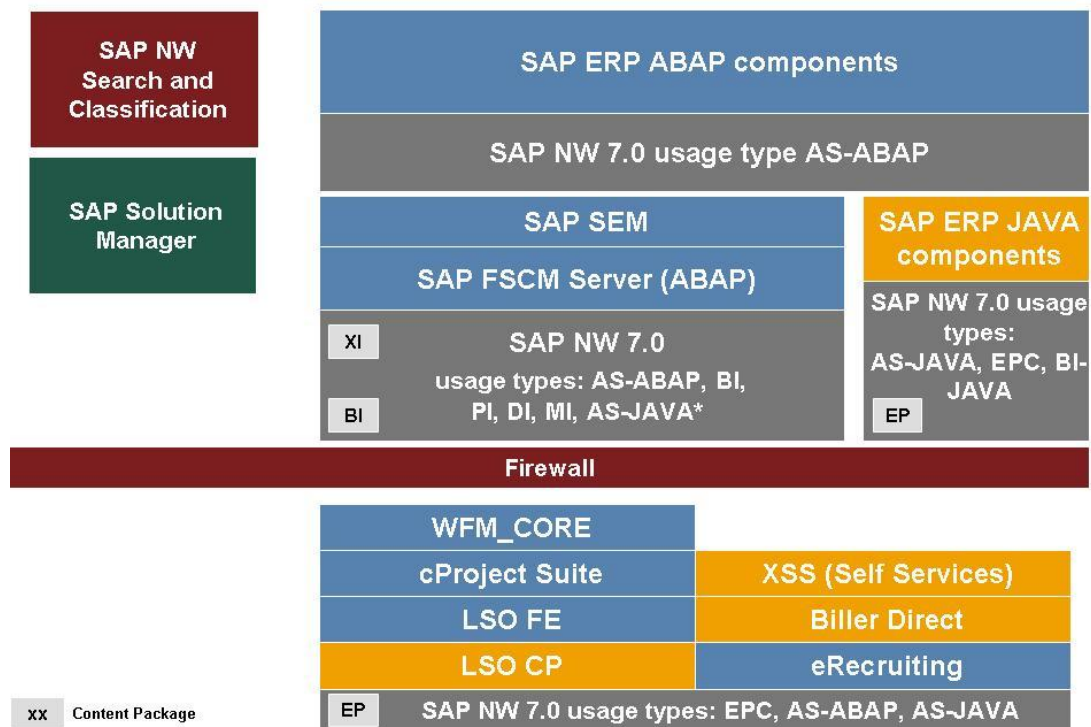
- Distribute ABAP and Java technologies across different systems
- Plan to use the product instances SAP NW – BI for extended reporting
- Plan to permit external Internet access



For more information, see the *SAP ERP 6.0 Master Guide* on SAP Service Marketplace at <http://service.sap.com/erp-inst>.

Example – Extended System Landscape with Firewall

The following figure illustrates an example of an *extended system landscape with firewall* for SAP ERP 6.0.



^{*)} See SAP Service Marketplace at service.sap.com/notes → SAP Note 855534 (Embedded NetWeaver Components in ERP)

Figure 4: Extended System Landscape with Firewall

Certain functions from the following software components can be accessed by external Web browsers:

- SAP Workforce Management
- SAP cProjects Suite
- SAP Learning Solution
- SAP FSCM – Biller Direct
- SAP E-Recruiting

Internally, the system is based on a system with product instance SAP ECC SERVER with separate system instances for the usage type Enterprise Portal, or EP Core and SAP Strategic Enterprise Management.



For more information about the extended system landscape with firewall, including a complete description of the landscape and the software product instances, review the *SAP ERP 6.0 Master Guide* on SAP Service Marketplace at <http://service.sap.com/erp-inst>.

2.4.4 Individual System Landscape

Purpose

To continue to use certain business processes at the customer site, you must install SAP ERP 6.0 in a distributed landscape, where each major business function is implemented on an individual server.

Example – Individual System Landscape

The following figure provides an example of an *individual system landscape* for SAP ERP.

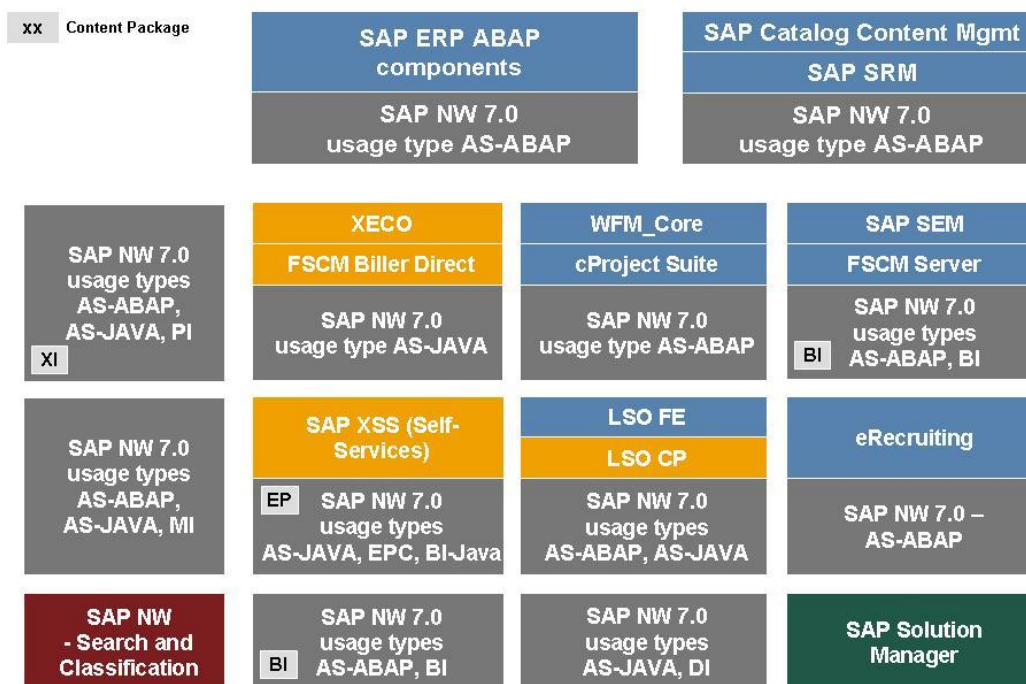


Figure 5: Individual System Landscape

In the figure above, each major product instance is installed on a separate system instance, along with the corresponding SAP NetWeaver 7.0 usage type.



For more information about individual system landscapes, including a complete description of the landscape and its software product instances, see the *SAP ERP 6.0 Master Guide* on SAP Service Marketplace at <http://service.sap.com/erp-inst>.

2.4.5 Individual System Landscape, Including Enhancement Package

Purpose

To install an enhancement package, you extend your existing system landscape by additional software components, or you update it with new versions of existing software components.

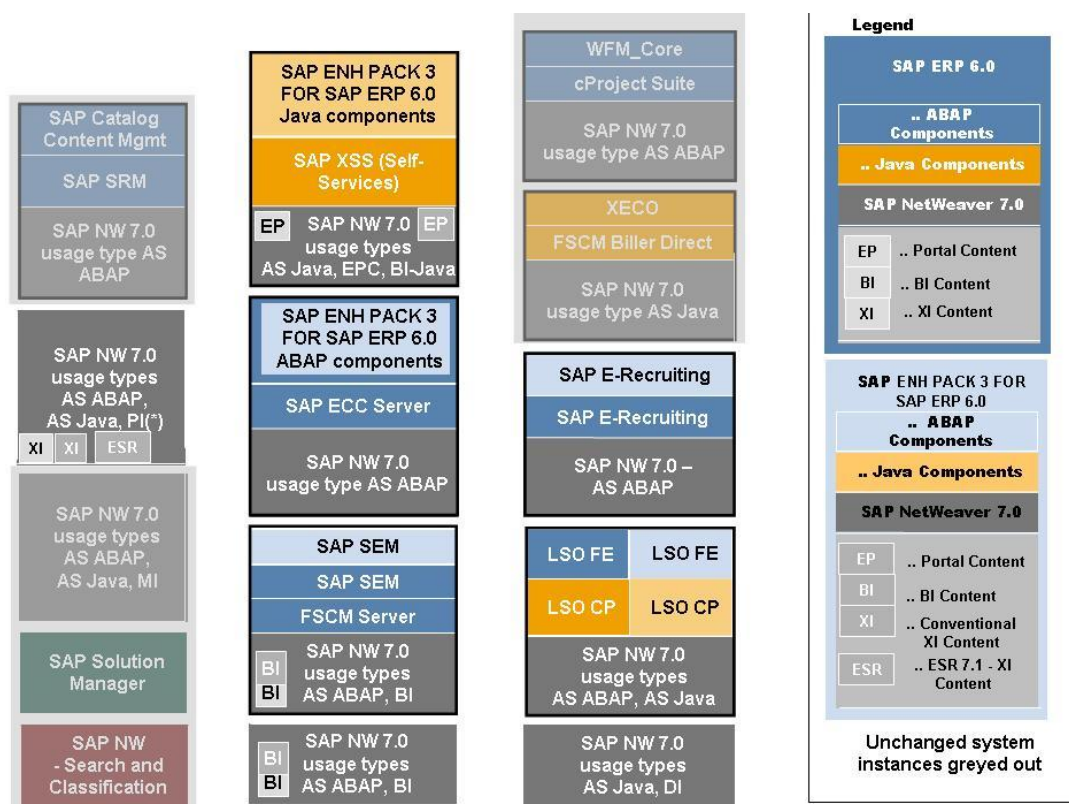
Example: Individual System Landscape with software components for an Enhancement Package

In the example below, you find the Individual System Landscape for SAP ERP 6.0. This system landscape must be extended to accommodate an enhancement package (The diagram uses enhancement package 3 for SAP ERP 6.0 **as an example**, although the same principles apply to subsequent enhancement packages.)

As shown below, the following conditions apply:

- You extend system instances on SAP ERP 6.0 with software components taken from an enhancement package.
- Only those systems in which developments have taken place are changed.

The Master Guide for SAP ERP 6.0 documents the complete system landscape. In this Master Guide, SAP enhancement package 3 for SAP ERP serves **as the standard example**. To learn more about the individual installation steps, consult the corresponding enhancement package Master Guide.



* Optional installation of ESR instead of Conventional XI Content requires PI on release SAP NW 7.1

Figure 6: Individual System Landscape with enhancement package 3 for SAP ERP 6.0

For more information about individual system landscapes, including a complete description of the landscape and its software product instances, see the *SAP ERP 6.0 Master Guide* on SAP Service Marketplace at <http://service.sap.com/erp-inst>.

For more information about enhancement packages, see the specific enhancement package Master Guides, on SAP Service Marketplace at <http://service.sap.com/erp-inst>.

2.4.6 SAP Business Suite System Landscape

Purpose

It is possible to install SAP ERP in a system landscape together with other SAP Business Suite applications. With enhancement package 4 or higher for SAP ERP 6.0, we make additions available which influence system landscapes.

For more information, see the latest enhancement package Master Guide from the SAP Service Marketplace <http://service.sap.com/erp-inst>.

Easy Adoption versus Continuous Innovation

As of enhancement package 4 for SAP ERP 6.0, enhancement packages for SAP NetWeaver 7.0 are available as well. You can choose from the following options:

- Easy Adoption installation path resulting in the Easy Adoption system landscape
- Continuous Innovation installation path resulting in the Continuous Innovation system landscape

In the system landscape for the Easy Adoption path, the system instances on usage type AS Java reside on SAP NetWeaver 7.0. Here the tools update the system instances on usage type AS ABAP to enhancement package 1 for SAP NetWeaver 7.0. In the Continuous-Innovation-system-landscape, the installation updates both usage types AS ABAP and AS Java to enhancement package 1 for SAP NetWeaver 7.0.

You distribute the applications of the SAP Business Suite to several central system instances of the following types:

- Separate business-oriented system instances for different SAP applications, such as SAP ERP, or SAP SRM (based on usage type AS ABAP)
- Central supporting SAP NetWeaver system instances, such as for usage types EP Core, or Process Integration (based on the usage types AS ABAP or AS Java)
- Central system instances of solution management for SAP Solution Manager
- Presentation clients

Within the typical SAP Business Suite system landscape, these different system instances can be based on different SAP NetWeaver versions. The following release levels are possible in the different reference system landscapes:

- Systems based on SAP NetWeaver 7.0
- SAP NetWeaver 7.0 systems with enhancement package 1 for SAP NetWeaver 7.0
- Systems based on SAP NetWeaver 7.10

2.4.7 Deployment of Product Instance SAP SRM

Purpose

The following diagram displays the various software components required for SAP SRM.

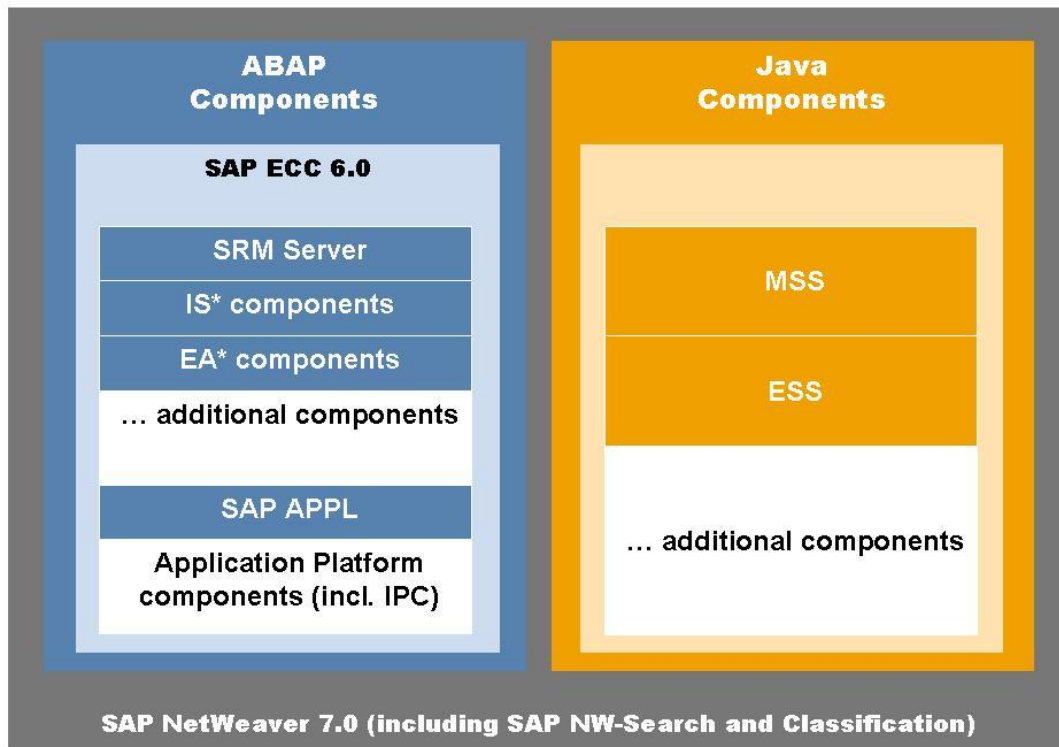


Figure 7: Software Components for SAP SRM

As shown in the above figure, the major software components include:

- ABAP components with the SRM Server and the relevant Industry Solutions
- Java components with the product instances for SAP Employee Self-Service, SAP Manager Self-Service, and other software components

Deployment Methods

In SAP ERP 6.0, SAP SRM can be deployed in any of the following ways:

- Installation of the SRM Server as an add-on to SAP ECC (product instance SAP ECC SERVER): This runs SAP SRM on one client of the SAP ERP system. This deployment option is new in SAP ERP 6.0.
- Installation of the SRM Server as a separate installation beside SAP ECC: This deployment option is the same as in mySAP ERP 2004.

Constraints

The following deployment and migration constraints apply:

- SAP SRM as Add-On to SAP ERP 6.0: No Support for Hub Deployment

Customers who have an SAP SRM system connected to several back-end systems and who now wish to upgrade one (or more) back-end systems to SAP ERP 6.0 can choose either of the following options:

- Each back-end system can be upgraded to SAP ERP 6.0 and SAP SRM can be run as an add-on on one client.

In this case, the SAP ERP system cannot be connected to the central SAP SRM system, which means that it cannot be integrated with hub deployment.

- Each back-end system can be upgraded to SAP ERP 6.0.

If you still want to connect the back-end systems to a central SAP SRM system (hub deployment), SAP SRM must not run as an add-on on any of those systems.

- SAP SRM as Add-On to SAP ERP 6.0: No Support for Multiple Back-End Procurement Functions

If you have several back-end systems, but have not yet implemented an SRM system, you can upgrade one of your back-end systems to SAP ERP 6.0 with SRM as an add-on. However, no further back-end systems can be connected to the SRM add-on either for centralized sourcing of requirements or for local processing in individual back-end systems of centrally-created shopping carts.



It is not possible to upgrade or migrate from an SAP SRM system to SAP ERP 6.0 with SRM as an add-on if the SAP SRM system is installed separately.

3. General Upgrade Information

Purpose

Customers upgrade, for example, to:

- Close functional gaps in the existing environment
- Benefit from the latest technology
- Reduce interfaces and costs
- Improve solution management

Upgrades also occur whenever the current productive system landscape is part of a release for which the standard maintenance period is coming to a close; in such situations, an upgrade to a supported version is required.



For more information about the SAP maintenance strategy, see SAP Service Marketplace at <http://service.sap.com/maintenance>.

Upgrade Preparations

Before you can begin an upgrade, the business processes need to be available in the source system landscape. Successful implementations ensure that the business processes work in an equivalent (if not improved) manner in the upgraded and new system landscape. If you want to implement new business processes when you plan to upgrade to SAP ERP 6.0, then you must:

1. Install new components or upgrade existing ones.

In many cases, you need to upgrade existing components and install new ones simultaneously.

2. Identify, before you begin the upgrade, the new processes you would like to implement.

Based on this decision, determine which components need to be considered and how your target system landscape should appear.

3. Keeping the target system landscape in mind, familiarize yourself with the software components required for the business processes you plan to implement.



You find the information required to implement SAP ERP 6.0 processes in the *SAP ERP 6.0 Master Guide* on SAP Service Marketplace at <http://service.sap.com/erp-inst>.

4. Plan your target system landscape accordingly.

You must also consider the planning activities described in the individual upgrade or installation guides. As you plan your target system landscape, do not forget to consider infrastructure requirements such as high availability, security, and performance. Such requirements determine the dimensions of the infrastructure to be implemented.



For more information about relevant landscape planning information in the Master Guide and related documentation for your SAP solution, see SAP Service Marketplace at <http://service.sap.com/instguides>.

For example, the Master Guide for SAP NetWeaver is available under <http://service.sap.com/instguides> → *SAP NetWeaver 7.0*.

Recommendations

We recommend that you plan your upgrade project sufficiently in advance. Depending on your system landscape, the technical upgrade might take one week. Additional time is required to plan and set up the required project or to align the upgrade activities with other activities.

The Upgrade Roadmap in SAP Solution Manager can be useful during the planning phase of your upgrade project. For more information, see section *SAP Solution Manager for SAP ERP 6.0*.

The technical infrastructure diagrams within each of the following sections describe how the various software components interact and which dependencies must be considered during the upgrade (or implementation) phase. They also demonstrate a typical distribution of components among hosts.

In the SAP Developer NetWork (SDN) at sdn.sap.com, you find additional Information and support about an SAP ERP upgrade. There you have, for example, access to an *Upgrade Wiki* with customer experiences.



To ensure secure data transfer between the Web application and the SAP ECC system, you should use *Secure Network Communications* (SNC). For more information about SNC, see SAP Service Marketplace at <http://service.sap.com/security>.

3.1 Selective System Landscape Upgrade

SAP Release Strategy

In accordance with the SAP Release Strategy, a new SAP application release can be seamlessly integrated with all releases of other applications that are still in mainstream maintenance or in extended maintenance.

After you have upgraded the application, all previously used scenarios and processes are still available. However, if you want to take full advantage of a new process or of the current version of an existing process, you might have to upgrade more than one SAP application within your landscape.



For more information about the SAP Release Strategy, see SAP Service Marketplace at <http://service.sap.com/releasestrategy>.

Prerequisites: System Landscape Upgrade

You must fulfill the following prerequisites before deciding to upgrade a given component and leave others untouched in your system landscape:

- Ensure that no dependency exists between new and old versions (or patch levels) of interacting components.

- Confirm that the business process you would like to run explicitly allows combinations of new and old releases.
- Before making a final decision, perform an analysis of possible dependencies and restrictions to clarify the feasibility of the desired combination.
- If you are in doubt, turn to SAP Support for assistance. This current guide assumes that you upgrade all required software components to the releases or versions defined for SAP ERP 6.0.



If you run several components on the same predecessor installations of the usage types AS ABAP and AS Java, then all of these components must be upgraded at the same time.

For more information about dependencies, refer to the *SAP ERP 6.0 Master Guide* on SAP Service Marketplace at <http://service.sap.com/erp-inst>.

3.2 Upgrade of SAP R/3 and SAP ECC Standalone Installations

Many business processes run entirely within an SAP ECC 6.0 system or on a system with earlier releases, such as SAP ECC 5.0, SAP R/3, or SAP R/3 Enterprise. In most cases, using any one of these systems is sufficient to satisfy the business needs of a company.

In such cases, you can carry out a simple upgrade of an existing SAP R/3 system (SAP R/3 Enterprise or SAP ECC 5.0) to SAP ECC 6.0 (product instance SAP ECC SERVER). A simple upgrade does not implement or upgrade additional software components. The simple upgrade is possible because the product instance SAP ECC SERVER contains all SAP R/3 functionality from earlier releases, along with additional new functions. In effect, your current functionality will remain available after the upgrade.

A simple upgrade of your SAP R/3 system to product instance SAP ECC SERVER (SAP ECC 6.0) is sufficient if you do not plan to implement new SAP ERP 6.0 processes or role-based Work Centers, which would require additional software components.



You require a separate SAP Solution Manager system and an SAP Solution Manager key to perform an upgrade of your SAP ERP system. For more information, see section *SAP Solution Manager for SAP ERP 6.0*

To determine the processes and role-based Work Centers that are associated with the software components and product instances of SAP ERP 6.0, see the *SAP ERP 6.0 Master Guide* at <http://service.sap.com/erp-inst>. There you not only find software component information at the process and role-based Work Center level, but also information about the globalization status and language availability on that level.

3.3 Upgrade Roadmap

As a central guide for the entire project team, the SAP Upgrade Roadmap provides the latest upgrade methodologies for the planning and execution of an SAP upgrade project. It includes best practices from SAP for project management and functional and technical considerations for upgrading an entire SAP system landscape.

Using the Upgrade Roadmap within SAP Solution Manager allows you to enjoy such additional benefits as tailored access to specific upgrade information and project tracking capabilities.

For more information, download the current Upgrade Roadmap content in Solution Manager format (as a transport request) from SAP Service Marketplace at

<http://service.sap.com/solutionmanager> → *Downloads* → *Other Content*.

3.4 SAP Solution Manager for SAP ERP 6.0

The SAP Solution Manager platform supports the implementation and operation of SAP ERP 6.0. SAP Solution Manager helps you to:

- Achieve your business goals by accelerating the implementation process
- Take advantage of SAP's full support and continuous improvement offerings



For information on availability of content specifically tailored to your solution, see SAP Service Marketplace at <http://service.sap.com/solutionmanager>.

Installation Considerations

Installation considerations for SAP Solution Manager are as follows:

- You must assign each SAP ERP (or SAP NetWeaver) system landscape to an installation of SAP Solution Manager.

SAP Solution Manager is required to efficiently support the implementation and operation of your SAP solution. In the event of a support-relevant incident within your SAP system landscape, SAP Support requires remote access to the SAP Solution Manager that hosts the affected system landscape.

- If you already have an SAP Solution Manager deployment in place, then you must update SAP Solution Manager to the latest version.
- Install multiple instances of the SAP Solution Manager, if each installation has to host separate business solutions.

If you want to reduce the risk of unavailability, do not install SAP Solution Manager as a central component. Instead, operate a two-system landscape with test and production environments of SAP Solution Manager, especially if you are using such time-critical functions as Support Desk. If you also develop your own content, we recommend a three-system landscape with development, test, and production environments.

Using SAP Solution Manager for Key Generation

- An SAP Solution Manager system is required to generate the SAP Solution Manager Key. Without the SAP Solution Manager Key, the installation or upgrade process cannot continue.
- As of SAP Solution Manager Release 3.1 SP20, the required key is generated within the tool. For more information, see SAP Service Marketplace at <http://service.sap.com/notes> → SAP Note [805390](#) (*SAP Solution Manager is required for all SAP Solutions*).
- SAP hosts a Solution Manager-system-instance for subscribers of the SAP Developer NetWork (SDN). To find out more about SDN Subscriptions, visit <http://www.sdn.sap.com/irj/sdn/subscriptions>.

SAP Solution Manager Activities

In your SAP ERP project, execute the following activities in SAP Solution Manager:

- Define your solution landscape
- Connect existing systems to enable SAP EarlyWatch alert
- Define the business processes that are affected by SAP ERP 6.0



We recommend that you take the following steps:

- Document, configure, and test the defined business processes
- Train end users of SAP Solution Manager

Solution Manager Content – SAP ERP 6.0

For SAP ERP 6.0, SAP Solution Manager contains standard implementation content for approximately 300 processes and more than 10 role-based Work Centers, covering all key functional areas of the SAP ERP Solution Map. This content enables you to quickly implement an entire solution in units of business processes.

If you plan to use the following content, you need to fulfill the defined criteria:

- Business Content Environment for the configuration of Portal Content and BI Content requires SAP Solution Manager 3.20 SP18. For more information, see the *SAP ERP 6.0 Master Guide*.



You must install SAP Solution Manager on an SAP NetWeaver 7.0 system with the usage type AS ABAP.

Until the general availability of SAP ERP 6.0, if you want to use Real-Time Collaboration (RTC) of SAP NetWeaver Portal, you should use a specific client for SAP Solution Manager.

- With BizContent, you need to assign users to the following role-based Work Centers of SAP NetWeaver:
 - SAP_BC_WEBSERVICE_ADMIN
 - SAP_BC_BUSINESS_CONTENT

Links between SAP Solution Manager and Implementation Guide (IMG) Projects

When you have technically upgraded the component systems, you upgrade your business scenarios with Solution Manager. In particular, within an upgrade project, you create views of Implementation Guide (IMG) projects in the upgraded component systems to specify the scope of the customizing activities required therein. The steps in SAP Solution Manager are as follows:

- Create an Upgrade Project in the Project Administration.
- Create a project structure in the Business Blueprint.
- Determine the upgrade-relevant IMG activities in your project structure.
- Determine the upgrade-relevant IMG activities in your project view **not** found in your upgrade project. These IMG activities may be relevant for your upgrade project.
- Configure upgrade-relevant IMG activities.
- Test your changes.
- In Project Administration, in the *Systems* sub-tab of the *System Landscape* tab, delete the previous logical component from your project.



- For more information about upgrade guidelines, see also in the Upgrade Roadmap the document *Accelerator Upgrade Projects with the SAP Solution Manager – Guidelines*.
- For further information on both the Upgrade Roadmap and the creation of IMG project views, review the Solution Manager documentation available on SAP Service Marketplace at <http://service.sap.com/Installnw70>.

Reference Sources

The following table summarizes the various reference sources available for SAP Solution Manager:

Table 10: Reference Sources for SAP Solution Manager

Topic	Location
System infrastructure, scenarios, installation, and configuration of SAP Solution Manager	<i>Master Guide – SAP Solution Manager</i> on SAP Service Marketplace at http://service.sap.com/instguides → <i>SAP Components</i> → <i>SAP Solution Manager Guides</i>
Benefits and usage scenarios	<i>SAP Solution Manager – Learning Maps</i> on SAP Service Marketplace at: <ul style="list-style-type: none"> • http://service.sap.com/rkt-solman • http://service.sap.com/solutionmanager
Additional information	SAP Service Marketplace at http://service.sap.com/solutionmanager
Central Notes for <i>SAP Solution Manager Key</i>	SAP Service Marketplace at http://service.sap.com/notes : <ul style="list-style-type: none"> • SAP Note 805390 • SAP Note 821788 • SAP Note 811923 • SAP Note: 1161294
SAP NetWeaver Master Guide	SAP Service Marketplace at http://service.sap.com/instguidesNw70 .

3.5 Data Migration

This section summarizes data migration activities and considerations for the following components:

- General Ledger
- SAP Treasury and Risk Management
- SAP Real Estate Management

- SEM-BCS Business Consolidation
- Liquidity Planner
- SAP Executive Information System
- SAP ERP HCM Succession Planning
- Other Migration Activities



Further migration requirements may exist which are not mentioned here.

3.5.1 General Ledger

The General Ledger function in SAP ERP 6.0 offers increased flexibility in comparison to prior releases. This new functionality is sometimes called *New GL*, compared to *Classic GL* in prior releases, which remains available in SAP ERP 6.0.

SAP also provides programs to migrate from the *Classic GL* to the *New GL*. These programs do not support a pushbutton solution; migration should instead proceed as a separate project.

For more information, see the following SAP Notes on SAP Service Marketplace at <http://service.sap.com/notes>:

- SAP Note [756146](#) (*SAP ERP new general ledger: General information*),
- SAP Note [812919](#) (*SAP ERP new general ledger: Migration*).
- If you plan to use the new general ledger in SAP ERP with active document splitting, see SAP Note [890237](#) (*New GL with document splitting: Legacy data transfer*)

The material for SAP ERP 6.0 Ramp-Up Knowledge Transfer includes information about functionality and limitations of the migration programs. You find it on SAP Service Marketplace at <http://service.sap.com/rkt> → *SAP ERP Learning Maps*.

3.5.2 SAP Treasury and Risk Management

Since the data model of the Transaction Manager has changed in SAP ERP 6.0, you must convert the following parts of the Transaction Manager before you upgrade to SAP Enterprise Extension Set 2.0:

- Customizing
- Master data
- Transaction data

For more information, see the following documentation:

- SAP Note [706952](#) (Data migration for CFM-TM or TR-TM) on SAP Service Marketplace at <http://service.sap.com/notes>. The SAP Note describes how you can convert data with transaction TPM_MIGRATION. It also points to other sources of information such as the Migration Guide.
- Migration Guide for SAP ERP 6.0 on SAP Service Marketplace at <http://service.sap.com/fscm> → *Media Library* → *Documentation* → *SAP Treasury & Risk Management*.

3.5.3 SAP Real Estate Management

Flexible Real Estate (RE-FX) of SAP Real Estate Management fulfills requirements of commercial, corporate, and residential real estate managers. Due to its limited functional scope, Flexible Real Estate in Enterprise Extension Set 1.10 of SAP R/3 Enterprise is no longer released for implementation.

As of SAP Enterprise Extension Set 2.00 for SAP R/3 Enterprise and subsequent releases, Flexible Real Estate Management in Financials includes a series of functional enhancements. Standard tools for the migration from Classical to Flexible Real Estate Management are available with SAP ERP 6.0. Nevertheless, using BAPIs, you can still carry out a migration in all releases.



- The release strategy of Flexible Real Estate is described in SAP Service Marketplace at <http://service.sap.com/notes> → SAP Note [443311](#) (*Enterprise extension SAP Real Estate: technical basics*)
- The features of Flexible Real Estate in the various releases are described in SAP Service Marketplace at <http://service.sap.com/notes> → SAP Note [517673](#) (*Flexible Real Estate Management: Release restrictions*).
- The availability by country (localization and translation) is described in SAP Service Marketplace at <http://service.sap.com/notes> → SAP Note [771098](#) (*Countries: Release restriction for RE-FX*).

3.5.4 SEM-BCS Business Consolidation

You can migrate the solutions *SAP R/3 FI-LC Legal Consolidation* and *SAP R/3 EC-CS Consolidation* into the new solution *SAP SEM-BCS Business Consolidation*. The migration is supported by migration tools that require customer-specific adaptations.

For more information, see the following SAP Notes on SAP Service Marketplace at <http://service.sap.com/notes>:

- SAP Note [212788](#) (Migration from FI-LC to EC-CS or SEM-BCS (R/3-based))
- SAP Note [399334](#) (SAP Consolidation: Strategy and Products)
- SAP Note [836726](#) (Release strategy for EC-CS and SEM-BCS R/3-based)

3.5.5 Liquidity Planner

The SAP Cash Budget Management of SAP ERP 6.0 – Financials can be migrated into the new solution *Liquidity Planner*. For more information, see SAP Note [731563](#) (*Migration: Cash budget management in liquidity calculation*) on SAP Service Marketplace at <http://service.sap.com/notes>.

3.5.6 SAP Executive Information System

The SAP R/3 Solution EC-EIS (Executive Information System) can be migrated into the new solution, which is based on SAP NetWeaver 7.0 usage type Business Intelligence. The migration is supported by tools that allow extraction of master and transaction data.

For more information, see SAP Note [213534](#) (*Enhancement of EIS/BP*) on SAP Service Marketplace at <http://service.sap.com/notes>.

3.5.7 SAP ERP HCM Succession Planning

For the key functional area *Human Capital Management*, SAP ERP 6.0 offers a succession planning function that is more flexible than in prior releases. The new web-based solution

relies on technology developed for SAP e-Recruiting and has no relation to the version available with prior releases of SAP ERP.

The new function is part of the *Managing Employee Development and Succession Planning* process of SAP ERP 6.0, while its predecessor is part of the process *Managing Succession Planning*. For more information, see the *SAP ERP 6.0 Master Guide* on SAP Service Marketplace at <http://service.sap.com/erp-inst>.

SAP does not plan to offer a migration procedure or upgrade support from one solution to another. You should set up the implementation as a separate project.



The new solution for Succession Planning is described in the material for SAP ERP 6.0 Ramp-Up Knowledge Transfer, on SAP Service Marketplace at <http://service.sap.com/rkt> → *SAP ERP Learning Maps*.

3.5.8 Other Migration Activities

Migration Guides exist for:

- The upgrade to product instance SAP NW Search and Classification (TREX). For more information about migration options between the different TREX versions, see section 4.2.6, [Standalone Engine Search and Classification \(TREX\)](#).
- The upgrade of software components, such as SAP NetWeaver Application Server, SAP NetWeaver XI, SAP NetWeaver Portal, and SAP Internet Sales (R/3 Edition) to the corresponding SAP NetWeaver 7.0 usage types or to SAP E-Commerce for SAP ERP.



For more information, see the following documentation:

- *How-to guides* in the SAP Service Marketplace at <http://service.sap.com/NetWeaver>
- *Installation/ upgrade guides* from <http://service.sap.com/instguidesNw70> (Installation information), and <http://service.sap.com/upgradeNw70> (Upgrade Guides).
- The upgrade of SAP NetWeaver Application Server to the usage types AS ABAP and AS Java. For more information, see the following upgrade guides:
 - Upgrade Guide – SAP NetWeaver 7.0 Application Server ABAP
 - Upgrade Guide – SAP NetWeaver 7.0 Application Server Java
- The upgrade or migration of usage type Enterprise Portal. For more information, see the following guides:
 - How-to Guide – Migrating from SAP EP 6.0 SP02 to SAP NetWeaver '04 SR1
 - How-to Guide – Migrating from SAP EP 5.0 to SAP NetWeaver '04 SR1
 - How-to Guide – Migrating from Workplace 2.11 to SAP EP 6.0



For more information about the upgrade of an SAP NetWeaver Portal to the usage type Enterprise Portal, see section 4.2.4, [SAP NetWeaver 7.0 usage type Enterprise Portal](#) and the *Upgrade Guide SAP NetWeaver 7.0 Java*.

An upgrade from SAP Enterprise Portal to SAP NW – EP Core is not possible, and it is not possible to migrate from SAP NW – Enterprise Portal to SAP NW – EP Core.

- Migration of SAP Internet Sales (R/3 Edition) to SAP E-Commerce. For more information, see SAP Service Marketplace at <http://service.sap.com/erp-inst> → *SAP ERP 6.0* → *Upgrade Guide – SAP Enterprise Resource Planning 6.0: Java*.
- *SAP Resource and Portfolio Management (SAP RPM)* is designed to manage the capacity and deployment of human capital assets across multiple projects. SAP RPM integrates information from existing project management, human resources, and financial systems to provide a complete overview of an organization's project portfolio, including easy drilldown to details for portfolio managers, project managers, and resource managers. Though SAP RPM is not part of SAP ERP 6.0, it is related to SAP ERP 6.0 processes, which run with *SAP cProjects Suite*. For more information about the migration of SAP RPM 2.0, and SAP RPM 4.0, see the *Upgrade Guide SAP Resource and Portfolio Management (RPM) 4.0* on SAP Service Marketplace at <http://service.sap.com/instguides> → *SAP Resource and Portfolio Management*.

3.6 Globalization

To succeed in the international marketplace, you need a detailed understanding of the culture, customs, and conditions in all your markets. You also need the flexibility and responsiveness to account for diverse legal frameworks, different languages and lifestyles, and a wide range of other local business requirements. Organizations must be able to comply with a range of country-specific financial reporting standards, tax calculations and laws. Examples are the Sarbanes-Oxley Act in the United States, the G10 Basel Capital Accord (Basel II) in the European Union, excise tax handling in India or *nota fiscal* handling in Brazil. Organizations must also be able to document their compliance accordingly.

SAP enterprise solutions enable you to reach these goals by providing country versions, language compatibility, and various solution types.

3.6.1 Country Versions

SAP ERP consists of the following individual solutions:

- SAP ERP Financials
- SAP ERP Human Capital Management
- SAP ERP Operations
- SAP ERP Corporate Services

Country versions are designed for these solutions. You can run all standard country versions simultaneously on the same system. Country versions are available for the following localized functions:

- Chart of accounts

- Depreciation methods
- Tax calculation
- Withholding taxes
- Local and legal reporting
- Materials valuation
- Sales processing
- Inflation accounting
- Payroll
- Corporate governance and regulatory compliance

SAP offers country-specific versions for SAP ERP for the following regions and nations:

- The Americas:
Argentina, Brazil, Canada, Chile, Colombia, Mexico, Peru, United States, Venezuela
- Europe, Middle East, and Africa:
Austria, Belgium, Croatia, Czech Republic, Denmark, Finland, France, Germany, Greece, Hungary, Ireland, Italy, Kazakhstan, Luxembourg, Netherlands, Norway, Poland, Portugal, Romania, Russia, Serbia, and Montenegro, Slovakia, Slovenia, South Africa, Spain, Sweden, Switzerland, Turkey, Ukraine, United Kingdom
- Asia-Pacific:
Australia, China, Hong Kong, India, Indonesia, Japan, Malaysia, New Zealand, Philippines, Singapore, South Korea, Taiwan, Thailand

3.6.2 Solution Types

SAP defines the following localized solutions:

- Standard Country Version
Country-specific functions are integrated directly into the software and do not constitute separate solutions. Since we deliver all country-specific functions as part of the standard SAP software, all the standard country versions are mutually compatible and can be used simultaneously.
- SAP Add-On Country Version
An SAP add-on country version contains country-specific functions that have been developed on top of the standard SAP software. We deliver these versions separately from the standard CD/DVD. Add-ons with modifications are compatible with standard country versions, but not necessarily with other add-ons. An add-on without modifications is compatible with standard country versions and other add-ons without modifications.
- Partner Add-On
Add-ons provided by partners contain country-specific functions. Depending on whether or not they contain modifications to standard development objects, they may or may not be compatible with standard country versions or other add-ons. For further details, check with the respective partner listed on the individual country pages in SAP Service Marketplace.
- Installation

An installation solution denotes that at least one customer has installed SAP software in a given country. No country-specific functions have been developed unless an add-on solution is available for a particular solution, for example, SAP HCM only. SAP may be represented in countries with installations by a subsidiary or partner, or not represented at all.



For more information about each country solution, see SAP Service Marketplace at <http://service.sap.com/localization>.

The SAP ERP 6.0 Master Guide provides information about processes or role-based Work Centers that SAP ERP 6.0 covers.

For more information, see *List of Processes and Role-Based Work Centers SAP ERP EHP <Number of enhancement package>*. You find it in the SAP Service Marketplace <http://service.sap.com/erp-ehp> -> *Media Library - SAP enhancement packages -> Category Enhancement Packages - General*.

For more information about the country and language availability, see SAP Service Marketplace at <http://service.sap.com/notes> -> *SAP Note 883072 (Globalization information on SAP ERP)*.

3.6.3 SAP Globalization Knowledge Base

SAP Globalization Knowledge Base is an easy-to-use Microsoft Excel tool that supports decision makers and consultants in global implementation projects. This tool provides important country-specific information in a consolidated way, saving you time and money.

This tool covers 50 country versions, allowing you to select countries and run it for those countries you are interested in. For more information, see SAP Service Marketplace at <http://service.sap.com/gkb>.



For more information about country versions and languages, see SAP Service Marketplace at <http://service.sap.com/globalization> and <http://service.sap.com/erp-hcm> -> *Country Information*.

3.6.4 Language Combinations

Purpose

The use of multiple languages for internal or external systems may lead to character recognition problems. If you employ global business processes, you need to support local language characters. While advances in Web page encoding enable the display of diverse national characters, they do not cover the substantial number of conflicting, language-specific, platform-dependent code pages. Unicode cuts a clear path through this maze by providing a widespread and accepted international standard that supports many of the world's scripts, thereby helping to avoid potential conflicts between individual platforms and languages.

SAP solutions support the Unicode standard to aid globalization and localization efforts.



We highly recommend that you install only Unicode-based systems. Non-Unicode systems can only run one code page, limiting the language usage to English and additional languages available for the given code page.



In previous releases of SAP ERP, techniques such as *Blended Codepages* and *Multiple Display Multiple Processing* (MDMP) were used to display language combinations.

With a blended code page, the SAP character set that uses the most important characters from several different ISO characters sets is implemented. With a configuration based on the SAP solution *Multiple Display, Multiple Processing*, you can use more than one code page on the application server. You can use different languages together in one system, although the characters used by those languages are not in the same code page.

As of SAP ERP 6.0, code page combinations, such as MDMP and Blended Codepages are not supported.

For more information about the advantages of Unicode and upgrade-relevant information, see SAP Service Marketplace at:

- <http://service.sap.com/unicode>
- <http://service.sap.com/unicode@sap>

Conversion Process

The conversion of existing systems to Unicode is a two-step process:

- Normal upgrade to SAP ERP 6.0
- Unicode conversion of the new systems:
 - Unload the database to be converted
 - Install the empty Unicode-based database
 - Install SAP ERP 6.0, which also is Unicode-based
 - Reload the database content

For more information, see

- **The Unicode Conversion Guide on SAP Service Marketplace at**
<http://service.sap.com/unicode@sap> → Unicode Library → Unicode Conversion Library
- SAP Note [928729](#) Combined Upgrade & Unicode Conversion FAQ on the SAP Service Marketplace

Special Considerations

- MDMP systems as well as some Blended Code page installations require detailed preliminary analysis before conversion.
- Customer developments in ABAP must be checked. If necessary, these ABAP developments must be enabled to run in a Unicode environment.

For more information, see *ABAP Programs in Unicode Systems: Requirements* on SAP Service Marketplace at <http://service.sap.com/unicode@sap> → Unicode Library → ABAP and Unicode.

4. Cross-Solution Topics

This section discusses, from an upgrade perspective, the most important SAP NetWeaver components. The following additional cross-solution topics are also discussed:

- Using SAP Industry Solutions
- Upgrading Mobile Components
- Upgrading SAP ERP 6.0 – Portal content (Business Packages)



The present guide discusses specific upgrade situations of SAP ERP and mainly relates to SAP ERP technical software components.

Separate guides, such as the *SAP NetWeaver Upgrade Master Guide* or individual component upgrade guides, address the upgrade of cross-solution components. For more information, see SAP Service Marketplace at <http://service.sap.com/upgradeNw70>.

4.1 SAP NetWeaver Components

We organize SAP NetWeaver 7.0 as follows:

- Systems with usage types
- Clients
- Standalone engines



For more information about the SAP NetWeaver product structure, see the *SAP ERP 6.0 Master Guide* on SAP Service Marketplace at <http://service.sap.com/erp-inst> → *SAP ERP 6.0*. Alternatively, consult the *SAP NetWeaver 7.0 – Master Guide* on SAP Service Marketplace at <http://service.sap.com/instguidesNw70>

SAP NetWeaver 7.0 software components must be upgraded in addition to software components of SAP ERP. For SAP ERP, the most important SAP NetWeaver usage types to consider in an installation or upgrade are listed below.

- Usage types:
 - Business Intelligence (BI)
 - Business Intelligence Java Components (BI Java)
 - Application Server - ABAP (AS ABAP)
 - Application Server - Java (AS Java)
 - Process Integration (PI)
 - Mobile (MI)
 - Enterprise Portal (EP)
 - EP Core (EPC)
- Standalone engines, such as Search and Classification (TREX), play a vital role in the installation or upgrade of SAP ERP 6.0.

SAP NetWeaver Terminology

The following table correlates the terminology used with SAP NetWeaver 7.0 with the terminology used in prior releases.

Table 11: Comparison of Selected SAP NetWeaver 7.0 Software components

Before SAP NetWeaver 7.0	SAP NetWeaver 7.0 usage type	Required SAP NetWeaver usage type
SAP Business Information Warehouse (SAP BW)	Business Intelligence (BI)	Application Server ABAP (AS ABAP)
SAP Business Information Warehouse (SAP BW) with SAP BI Java Components (BI UDI and BI MMR)	Business Intelligence Java Components (BI Java)	Application Server Java (AS Java)
SAP Web Application Server ABAP (SAP Web AS ABAP)	Application Server ABAP (AS ABAP)	Application Server ABAP (AS ABAP)
SAP Web Application Server Java (SAP Web AS Java)	Application Server Java (AS Java)	Application Server Java (AS Java)
SAP Web AS with additional Java components	Development Infrastructure (DI)	Application Server Java (AS Java)
SAP Exchange Infrastructure (SAP XI) with SAP Web AS	Process Integration (PI)	Application Server Java (AS Java) + Application Server ABAP (AS ABAP)
SAP Mobile Infrastructure (SAP MI)	Mobile Infrastructure (MI)	Application Server Java (AS Java) + Application Server ABAP (AS ABAP)
SAP Enterprise Portal (SAP EP)	Enterprise Portal (EP)	Application Server Java (AS Java) + EP Core (EPC)
	EP Core (EPC)	Application Server Java (AS Java)

4.2 Special Upgrade Considerations - SAP NetWeaver Components

4.2.1 Usage Type Business Intelligence

Product instance SAP NW Business Intelligence corresponds to SAP NetWeaver 7.0 usage type Business Intelligence (BI). It includes the SAP NetWeaver 7.0 Application Server ABAP and a related BI Content Add-On with corresponding business content. Many customers use a Business Warehouse system which is connected to a back-end system, such as a system with product instance SAP ECC SERVER.

In terms of individual content package versions, the following dependencies are possible between both software components mentioned above. For more information, see [SAP Note 153967](#) (SAP-BW Release Strategy) in SAP Service Marketplace at <http://service.sap.com/notes>:

- Technical Dependencies

Connectivity between product instances for SAP ECC SERVER and SAP NW Business Intelligence is supported by SAP R/3 Plug-ins. SAP R/3 Plug-ins are mutually compatible with each other, meaning that each SAP R/3 Plug-in release can communicate with Business Warehouse in a subsequent release. To illustrate, SAP R/3 Plug-in PI 2003.1 is compatible with software component SAP BW 3.5 and above.

Plug-in PI 2004.1 — the last Plug-in release delivered — is compatible with each Business Warehouse Release, including software component BI_CONT 7.02 (SAP NetWeaver2004s BI Content Add-On 2) and above.

We recommend that customers use the newest available Support Package of PI 2004.1.

- Functional Dependencies

Business Warehouse content is inherited by *Data Extractors* and *Data Sources*. Since these components are responsible for supplying content that is later evaluated in Business Warehouse, they are enhanced on a regular basis, like all other Business Warehouse and back-end system functions.

It is technically possible to employ an old SAP R/3 Plug-in from with a current Business Warehouse release; however, from a functional perspective, you often need to use the latest SAP Plug-in available for the back-end system.

Documentation

- For more information about vital integration aspects of the Business Warehouse, see in the SAP Service Marketplace <http://service.sap.com/bi> → *Integration with SAP Products*.
- For an overview of functional enhancements, review the Release Notes published on SAP Service Marketplace at <http://service.sap.com/releasenotes>.
- For SAP NetWeaver 7.0 release restrictions, see SAP Note [852008](#) (Release Restrictions for SAP NetWeaver 7.0) on SAP Service Marketplace at <http://service.sap.com/notes>.
- For more information about the upgrade to SAP NetWeaver 7.0 usage type Business Intelligence, see the SAP NetWeaver 7.0 Upgrade Guide on SAP Service Marketplace at <http://service.sap.com/upgradenw70>.
- For more information about the release strategy of SAP NetWeaver 7.0 usage type Business Intelligence (BI), see SAP Note [153967](#) (SAP-BW Release Strategy) on SAP Service Marketplace at <http://service.sap.com/notes>.



- If you plan to operate product instance SAP ECC Server together with one or all of the SAP NetWeaver 7.0 usage types BI, PI, EP, MI and/or DI in the same system instance, see SAP Service Marketplace at <http://service.sap.com/notes> → SAP Note [855534](#) (Embedded NetWeaver Components in ERP).
- If SAP ECC SERVER is installed on a shared system instance, a common client for product instance SAP ECC SERVER and the usage type Business Intelligence is not supported. The usage type Process Integration must also be set up in a dedicated client.

4.2.2 Usage Type Process Integration

Structural changes in the usage type Process Integration impose specific installation and upgrade requirements.

Structural Changes from Prior Releases

The product instance SAP ECC SERVER (SAP ECC 6.0 and subsequent releases) automatically contains all integration interfaces that are available so far in the SAP R/3 Plug-in. The structural changes delivered with SAP ERP 6.0 offer the following advantages.

- The SAP R/3 Plug-in is no longer necessary.

The SAP R/3 Plug-in is no longer displayed as a software component in the CVERS system table. For upgrades from earlier releases to SAP ECC 6.0 or above, the integration interfaces are included in the delivery of SAP ECC 6.0 and SAP NetWeaver 7.0.

- The SAP R/3 Upgrade Supplement is no longer required for upgrades to SAP ECC 6.0 or subsequent releases.
- The objects that were previously delivered with the SAP R/3 are assigned to the software components SAP_APPL or SAP_HR.

Consequently, customers who have not used SAP R/3 in the past will receive the new objects. This extension does not create disadvantages or additional efforts for these customers.

Installation and Upgrade Requirements

- The usage type Process Integration (PI) must be installed on a dedicated SAP NetWeaver system. However, except for certain restrictions, it can also share the same SAP NetWeaver system with other applications, for example, SAP ERP 6.0 – SAP ECC SERVER.



We **do not** recommend this shared operation mode for a production environment. You must simultaneously upgrade all components that share the same SAP NetWeaver Application Server to the corresponding usage type.

- We recommend that you identify a dedicated PI system. For PI, no other system in your system landscape may have a higher release than the PI system. For exceptions to this rule, see SAP Note [1043047](#). For example, SAP XI 3.0 is compatible with SAP NetWeaver 6.40 and 7.0 application systems, since the same XI protocol is used. If you want to upgrade or install an application in your system landscape, then you must first ensure that the PI system is on the same release level. If required, you first need to upgrade the PI system to the new or a higher release. With a dedicated PI system, you can accomplish this with a minimum of downtime. The PI system would not be affected by the downtime of other usage types running in the same system.



Although it is technically possible to run an application system in your system landscape with a higher release than your PI system, this is not supported by SAP, apart from the exceptions listed in SAP Note [1043047](#). Therefore, you can only run such a landscape at your own risk.

For information about release dependencies concerning the system landscape directory of SAP NetWeaver, review the document *Planning Guide - System Landscape Directory* and SAP Note [954820](#).

Upgrade Options

You can use either of the following options to perform an upgrade.

- **Option 1:** You can simultaneously upgrade both SAP NetWeaver XI and an application (for example, SAP ERP 6.0 – SAP ECC SERVER) that shares the same SAP NetWeaver Application Server with SAP NetWeaver XI.
- **Option 2:** Upgrade SAP NetWeaver XI to the usage type Process Integration. SAP NetWeaver XI must then be migrated to a separate deployment of the usage type AS ABAP and AS Java. Otherwise, you cannot upgrade SAP NetWeaver XI separately to the usage type Process Integration.

Prerequisites

- If the usage type Process Integration is installed on a shared system, SAP NetWeaver 7.0 must always be set up on a dedicated client.
- The usage type Process Integration is only supported for Unicode.
- A J2EE add-in is required for the Java components in the usage type Process Integration.



- If you plan to operate product instance SAP ECC Server together with one or all of the SAP NetWeaver 7.0 usage types BI, PI, EP, MI and/or DI in the same system instance, see SAP Service Marketplace at <http://service.sap.com/notes> → SAP Note [855534](#) (Embedded NetWeaver Components in ERP).
- If installed on a shared system instance, a common client for product instance SAP ECC SERVER and usage type Business Intelligence is not supported. The usage type Process Integration must also be set up on a dedicated client.

XI Content

After you have upgraded your system to product instance SAP NW – Process Integration, you need to install the relevant XI Content packages from product instance XI Content:

- If you have modified your existing XI content, then you can reuse it for the usage type Process Integration.
- If you have made no modifications, then we recommend that you import the new XI Content for the usage type Process Integration.



Refer to Master Guide SAP ERP 6.0 for more information about the individual content packages delivered with product instance XI Content.

4.2.3 Usage Type Mobile Integration

When using application components from the SAP Business Suite Application *SAP Solutions for Mobile Business*, SAP ERP 6.0 can run processes for mobile business. The following SAP ERP 6.0 processes can be implemented, or enhanced with mobile features:

- Mobile Asset Management with ERP Backend

- Mobile Self Service for Travel Expenses
- Sales Order with ERP for mobile devices
- Recording Time and Labor Data.

From a technical perspective, a mobile application consists of a mobile infrastructure server, which connects on the one hand to a back-end system, and on the other hand to mobile clients.



SAP Applications for Mobile Business are not part of SAP ERP 6.0, and need to be downloaded separately. See SAP Note [951096](http://service.sap.com/notes) (*Mobile applications availability w/ERP05*) on SAP Service Marketplace at <http://service.sap.com/notes>, and the *Master Guide SAP ERP 6.0* from <http://service.sap.com/erp-inst>.

Depending on your requirements, you can perform either of the following options:

- Install a separate system based on the usage type Mobile Integration to function as middleware. This consists of the usage type Application Server ABAP and Application Server Java.
- Implement the usage types AS ABAP and AS Java of your system with product instance SAP ECC SERVER.

Keeping future upgrade scenarios in mind, we recommend the first option. If SAP releases a new version of the usage type Mobile Integration Infrastructure, you can immediately upgrade the standalone usage type AS ABAP and AS Java to the new release. You would not be able to do this if you use the usage type AS ABAP and AS Java of your system with product instance SAP ECC SERVER. Instead, you would have to upgrade the SAP ECC SERVER system as well.



- If you plan to operate product instance SAP ECC Server together with one or all of the SAP NetWeaver 7.0 usage types BI, PI, EP, MI and/or DI in the same system instance, see SAP Service Marketplace at <http://service.sap.com/notes> → SAP Note [855534](http://service.sap.com/notes) (*Embedded NetWeaver Components in ERP*).
- If you install on a shared system instance, a common client for product instance SAP ECC SERVER and the usage type Business Intelligence is not supported. The usage type Process Integration must be also set up on a dedicated client.

4.2.4 Usage Type Enterprise Portal

Depending on your source release, you can use the following upgrade methods to upgrade your existing SAP NetWeaver Portal to the usage type Enterprise Portal:

- SAP EP 6.0_640 (Portal Platform plus Knowledge Management and Collaboration)
You can upgrade directly to the SAP NetWeaver 7.0 usage type Enterprise Portal. This action includes the necessary upgrade of Knowledge Management and Collaboration (KMC).
- SAP EP 6.0 SP02, SAP EP 5.0 SP06, and SAP Workplace 2.11

There is no direct upgrade to the SAP NetWeaver 7.0 usage type Enterprise Portal. You must first migrate to SAP EP 6.0_640, based on SAP NetWeaver 2004, before you can upgrade to SAP NetWeaver 7.0.



- For information about the migration procedure for the Enterprise Portal, see the corresponding *How-to-Guides* on SAP Service Marketplace at <http://service.sap.com/NetWeaver>.
- For information about release restrictions of SAP NetWeaver 7.0, see SAP Note [852008](#) (Release Restrictions for SAP NetWeaver 7.0) on SAP Service Marketplace at <http://service.sap.com/notes>.



- If you plan to operate product instance SAP ECC Server together with one or all of the SAP NetWeaver 7.0 usage types BI, PI, EP, MI and/or DI in the same system instance, see SAP Service Marketplace at <http://service.sap.com/notes> → SAP Note [855534](#) (Embedded NetWeaver Components in ERP).
- If installed on a shared system instance, a common client for product instance SAP ECC SERVER and the usage type Business Intelligence is not supported. The usage type Process Integration must also be set up on a dedicated client.

4.2.5 Usage Type EP Core

As of SAP NetWeaver 7.0 SR2, usage type Enterprise Portal (EP) has been separated into two closely-related usage types: EP Core (EPC) and Enterprise Portal (EP). Usage type EPC provides the core portal capabilities available in the former usage type EP. Usage type EP now includes all the portal add-on capabilities it provided before, but without core portal functionality.

With Support Package 08, SAP ERP 6.0 includes the new SAP NetWeaver 7.0 usage type EP Core, as part of the new and additional product instance NW – EP Core. SAP NW – EP Core requires usage type AS JAVA in the same system.

The SAP NW – Enterprise Portal product instance requires SAP NW – EP Core and usage type AS JAVA in the same system. It includes several additional functions.

- New implementations: Without functional difference, all role-based Work Centers of SAP ERP can run using either the new lean SAP NW - EP Core product instance or they can run within SAP NW – Enterprise Portal.
- Upgrade Scenarios: If you are currently working with an earlier release of an SAP NetWeaver Portal, such as SAP EP 6.0_640, SAP EP 6.0 SP02, SAP EP 5.0 SP06, or SAP Workplace 2.11, you need to upgrade the SAP NetWeaver Portal to SAP ERP 6.0. It is possible to upgrade an older release of SAP NetWeaver Portal only to Product Instance SAP NW – Enterprise Portal.
- With Support Release 3 of SAP NetWeaver 7.0, the upgrade to usage type EP Core depends on the source system installed:
 - If all software components in the source system can be mapped to usage type EP Core, the source system is automatically upgraded to usage type EP Core.
 - If software components are detected that are part of usage type Enterprise Portal, then the target system includes both usage types – EP Core and EP –

after the upgrade. (The upgrade to SAP NW – Enterprise Portal includes the installation of SAP NW – EP Core.)

- Manual steps may be required to migrate a system on SAP NW – EP Core to a system on SAP NW – Enterprise Portal. For more information, see SAP Note [883948](#) (Nw70/BS2005: Inst.add. usage types/software units).
- Downsizing from SAP NW – Enterprise Portal to SAP NW – EP Core is not possible.

Documentation

- For more information about the upgrade, see section 4.2.4, Usage Type Enterprise Portal.
- For more information about SAP NW – EP Core and the installation of this new product instance, see
 - SAP Note [982502](#) (Release note for EPC usage type).
 - Master Guide SAP NetWeaver 7.0 from the SAP Service Marketplace at <http://service.sap.com/instguidesnw70>.
 - Master Guide SAP ERP 6.0 from the SAP Service Marketplace at <http://service.sap.com/erp-inst>.



- If you plan to operate product instance SAP ECC Server together with one or all of the SAP NetWeaver 7.0 usage types BI, PI, EP, EPC, MI and/or DI in the same system instance, see SAP Service Marketplace at <http://service.sap.com/notes> → SAP Note [855534](#) (Embedded NetWeaver Components in ERP).
- If installed on a shared system instance, a common client for product instance SAP ECC SERVER and the usage type Business Intelligence is not supported. The usage type Process Integration must also be set up on a dedicated client.

4.2.6 Standalone Engine SAP NW – Search and Classification

SAP ERP 6.0 – SAP NW – Search and Classification (formerly TREX) is a standalone engine delivered with SAP NetWeaver 7.0, and corresponds to SAP NetWeaver 7.0 Search and Classification. SAP NW – Search and Classification offers an integrated set of services, such as search and retrieval in large document collections, text mining, automatic document classification, and search and aggregation over structured data in SAP applications. Upon installing TREX, you must configure the systems that communicate with it.

SAP NW – Search and Classification is based on software component version TREX 7.0. If the operating system of your system landscape permits, you can use TREX 7.1 as well.

Document References

For more information about installation or upgrade, see the Installation & Implementation Documentation Center, SAP NetWeaver Search and Classification (TREX) on SAP Service Marketplace at <http://service.sap.com/installnw70>.

Post-Installation

- You must set up an RFC connection for the ABAP applications, which access TREX functions using the TREX ABAP client and the RFC protocol.

- You must set up an HTTP connection for the Java applications, which access TREX functions using the TREX Java client and the HTTP/HTTPS protocol.



Some applications use both the ABAP and the Java client.



For information about limitations to migration support availability and platform availability of TREX, see SAP Service Marketplace at <http://service.sap.com/installnw70> → *Installation – Standalone Engines* → *SAP NetWeaver Search and Classification TREX*.

4.3 SAP ERP Software Components — Specific Upgrade Requirements

SAP ERP 6.0 consists of several product instances, where each product instance includes various software components. Each product instance can be implemented and upgraded independently of its own version (release), the version of other product instances, or the version of the related software component.



For more information about the product instances and software components, see the *SAP ERP 6.0 Master Guide* on SAP Service Marketplace at <http://service.sap.com/erp-inst> → *SAP ERP 6.0*.

Specific upgrade considerations are described for the following target product instances of SAP ERP 6.0:

- SAP ERP 6.0 – SAP XSS (Self Services) and Portal Content (Business Packages)
- SAP SRM – Server ECC Add-On, SAP SRM – Server, and SAP SRM Catalog Content Mgmt
- Financial Supply Chain Management, consisting of the product instances SAP FSCM – Biller Direct and SAP FSCM-FSCM Server (ABAP)
- SAP XECO, consisting of SAP E-Commerce for SAP ERP, IPC Web Applications, and SAP Workforce Management
- Changes to the former external ITS (Internet Transaction Server)



If you implement processes that rely on other Java components, then there are developments for these components that are specific to your upgrade project. For more information about the upgrade of Java components of SAP ERP, see the *Upgrade Guide – SAP Enterprise Resource Planning 6.0: Java* on SAP Service Marketplace at <http://service.sap.com/erp-inst> → *SAP ERP 6.0*.

The current guide is relevant for upgrading all of the following applications on SAP Web AS 6.40, Support Package 09:

- Extended E-Selling Components (ISA R/3 4.0 + IPC WAC 4.0)

- SAP ESS 100, SAP PCUI_GP 100, SAP MSS 100
- Biller Direct 3.0
- Learning Solution (Content Player) 3.0



Depending on the processes implemented, there may be upgrade requirements that exist which are not mentioned in this document.

4.3.1 Processes with Specific Upgrade Requirements

Specific upgrade requirements are relevant to your upgrade project only if you are productively supporting processes using a prior version of SAP ERP or SAP R/3 that relies on product instances or software components that have specific upgrade requirements.

Not all processes of SAP ERP 6.0 rely on product instances or software components that have such requirements. The following table describes the processes affected by specific upgrade requirements:



For a complete view of product instances/software components and key functional areas of SAP ERP 6.0, review the *SAP ERP 6.0 Master Guide* on SAP Service Marketplace at <http://service.sap.com/erp-inst> → *SAP ERP 6.0*.

For more information about the generic business processes or the Role-Based Work Centers of SAP ERP, see *List of Processes and Role-Based Work Centers SAP ERP EHP <Number of enhancement package>*. You find it in the following SAP Service Marketplace <http://service.sap.com/erp-ehp> → *Media Library - SAP enhancement packages -> Category Enhancement Packages - General*.

Table 12: Processes with Specific Upgrade Requirements

SAP ERP 6.0 Process	Product Instance of SAP ERP 6.0			
	SAP XECO	SAP SRM	SAP FSCM	SAP XSS
Administering Employee HR Data				●
Analyzing and Benchmarking HCM Processes and Strategies				●
Auction Payment and Delivery Processing in ERP E-Commerce	●			
Browsing for and Selecting Products in ERP	●			
Business Unit Analyst				●
Buyer		●		●
Development Collaboration				●
Employee Self-Service		●		●
Entering Services in SRM		●		●

SAP ERP 6.0 Process	Product Instance of SAP ERP 6.0			
	SAP XECO	SAP SRM	SAP FSCM	SAP XSS
Evaluating Vendors and Monitoring in SRM		●		●
Express Planning				●
FI-AR: Collections Management			●	
FI-AR: Credit Management			●	
FI-AR: Dispute Resolution			●	
FI-AR: Electronic Bill Presentment & Payment			●	
FI-CA Electronic Bill Presentment & Payment (EBPP)			●	
FI-CA: Credit Management			●	
FI-CA: Managing Disputes (Dispute Management)			●	
HR Administrator				●
Inquiry Processing for Internal Users in ERP E-Commerce	●			
Internal Sales Representative				●
Invoicing Clerk		●		●
Maintenance Technician				●
Manager Self-Service		●		●
Managing Auctions for Selling via eBay in ERP E-Commerce	●			
Managing Employee Benefits Plans				●
Managing Employee Compensation				●
Managing External Recruiting				●
Managing Internal Recruitment and Employee Career Planning				●
Online Self-Service for Travel Expenses				●
Plant Manager				●
Processing Evaluated Receipt Settlement (ERS) in SRM		●		●
Processing Invoices in SRM		●		●
Processing Invoices in SRM using IMS		●		●
Processing Purchase Orders in SRM		●		●
Processing Sales Orders		●		●
Processing Shipping Notifications		●		
Processing Shopping Carts		●		

SAP ERP 6.0 Process	Product Instance of SAP ERP 6.0			
	SAP XECO	SAP SRM	SAP FSCM	SAP XSS
Product Design Cost Estimate			●	
Production Supervisor				●
Project Accounting with cProjects				●
Project Execution with cProjects				●
Project Planning with cProjects				●
Project Self-Service				●
Quality Inspector				●
Requesting External Staff		●		●
Resource and Time Management with cProjects				●
Sales Order Processing B2B for Occasional Users in ERP E-Commerce	●			
Sales Order Processing B2B in ERP E-Commerce	●			
Sales Order Processing for Internal Users in ERP E-Commerce	●			
Sales Order Processing One-Step Business in ERP E-Commerce	●			
Supplier		●		●
Travel Planning/Online Booking				●
Travel Request and Pre-Trip approval				●
Web Analysis in ERP	●			
Web Site Monitoring in ERP	●			

4.3.2 Upgrade of Product Instances SAP XSS and Portal Content

Compared to earlier releases of SAP ERP 6.0, you must now install the following product instances on the same system instance:

- SAP NW EP Core (SAP NetWeaver 7.0 usage type EP Core). If you upgrade from an earlier version of SAP NetWeaver Portal, you have an SAP ERP 6.0 – SAP NW - Enterprise Portal (SAP NetWeaver 7.0 usage type Enterprise Portal) installed, which includes SAP NW EP Core.
- Business Package from SAP ERP 6.0 – Portal Content
- SAP XSS (Self Services)

Depending on the individual Business Packages and the processes implemented therein, exceptions to this rule are possible. This design change imposes specific requirements to the

upgrade of *Distributed Frontend Server Systems* on mySAP ERP 2004. In a Distributed Frontend Server System, the software components SAP ESS 100, SAP PCUI_GP 100, SAP MSS 100 are installed, as is the SAP NW EP Core product instance.



Until such time as the *Distributed Frontend Server System* option is made available, SAP ERP 6.0 only fully supports the *Single Frontend Server System*.

Distributed Frontend Server Systems consist of two separate EP Core systems, which means that the use of the *Federated Portal Concept* is required. For more information about this concept, consult the *SAP NetWeaver 7.0 Master Guide* on SAP Service Marketplace at <http://service.sap.com/installNw70>.



If you want to install a Usage Type or Software Unit to an existing SAP NetWeaver 7.0 system, see *SAP Note 883948 (Nw70/BS2005: Inst.add. usage types/software units)* on SAP Service Marketplace at <http://service.sap.com/notes>.

4.3.2.1 Upgrade to a Single Frontend Server System

In mySAP ERP 2004 the *Single Frontend Server System* consists of an SAP ECC 5.0 system on the SAP NetWeaver Application Server 6.40. This system is connected to one front-end server system, which comprises the following software components:

- SAP Enterprise Portal 6.0
- SAP ESS 100, SAP PCUI_GP 100, SAP MSS 100
- Relevant Portal Content/Business Packages (mySAP ERP 2004 and Business Packages unrelated to mySAP ERP 2004)

Upgrade Process (mySAP ERP 2004)

mySAP ERP 2004, SAP ESS 100, SAP PCUI_GP 100, SAP MSS 100 are based on a system landscape consisting of SAP R/3 and SAP NetWeaver Portal. Any upgrade from releases below mySAP ERP 2004 results in a *Single Frontend Server System*. In this case, the upgrade process includes the following steps:

- Upgrade of SAP R/3 to product instance SAP ECC Server (software component SAP ECC 6.0).
- Existing SAP Enterprise Portal systems are upgraded to product instance SAP NW Enterprise Portal (usage type Enterprise Portal). An upgrade from SAP NetWeaver Portal to SAP NW – EP Core (usage type EP Core) is not possible.
- Installation of product instance SAP XSS (Self Services) on the SAP NW Enterprise Portal System.
- Installation of product instance Portal Content on the Enterprise Portal.
- Implementation and configuration of SAP XSS (Self Services) and Portal Content.

Upgrade Process (to SAP ERP 6.0)

The *Single Frontend Server System* is supported if you upgrade from mySAP ERP 2004 to SAP ERP 6.0. In such cases, the upgrade process includes:

- Upgrade of both system instances in parallel with the new product instances.

- Manual installation of the product instance Portal Content (Business Packages) after the upgrade.



- For information about the upgrade of Distributed Frontend Server Systems, see SAP Note [879335](http://service.sap.com/notes/879335) (Self Services Upgrade additional Information) on SAP Service Marketplace at <http://service.sap.com/notes>.
- For information about installing Business Packages, see the SAP ERP 6.0 Master Guide on SAP Service Marketplace at <http://service.sap.com/erp-inst>.

Installation and Upgrade Considerations

You must consider the following installation and upgrade requirements:

- When you install the product instance of SAP XSS (Self Services) together with SAP NW – Enterprise Portal on the same J2EE instance, you should use the installation and configuration wizard [SAP NetWeaver Rapid Installer](#) (section 4.4).

The product instance SAP XSS (SELF SERVICES) is implemented on the basis of SAP NetWeaver Application Server JAVA 7.00 technology, using the Web Dynpro programming model. This programming model replaces:

- The SAP ESS model based on ITS technology (product instance SAP NW – ITS)
- The SAP MSS model based on HTMLB (Portal Java Components)

The product instance is based on the usage types AS Java and SAP NW – EP Core and connects to the back-end functions in the system with product instance SAP ECC SERVER. For more information, see the *SAP ERP 6.0 Master Guide*.

- You must address performance issues using cluster installations. For more information, see the *Java Cluster Architecture* in the *Architecture Manual* on SAP Help Portal at help.sap.com → *Documentation* → *SAP NetWeaver*.
- If you want to use the Employee Documents iView (available with MSS BP 60.1, Java Portal Components), see SAP Note [640634](http://service.sap.com/notes/640634) (*KM compatibility package*) on SAP Service Marketplace at <http://service.sap.com/notes>.
- When you upgrade your SAP XSS (SELF SERVICES) system, a system with the usage type EP Core is automatically installed. You must, however, install the product instance Portal Content in the same instance afterwards. Instead of installing the complete product instance, you can also install only those Business Packages that are required by the processes you implement.



We recommend that you install the most recent SAP ERP and SAP NetWeaver Support Package stacks required for all components. For more information on the availability of both the patches and the Support Package stacks of SAP ERP and SAP NetWeaver, visit SAP Service Marketplace at <http://service.sap.com/sp-stacks>, and see the following SAP Notes: [774615](http://service.sap.com/notes/774615), and [1088904](http://service.sap.com/notes/1088904).

4.3.2.2 Partial Upgrade to a Distributed Frontend Server System

In mySAP ERP 2004, the *Distributed Frontend Server System* consists of an SAP ECC 5.0 system connected to a front-end server system comprising SAP ESS 100, SAP PCUI_GP 100, SAP MSS 100. A separate corporate portal hosts the software components SAP NetWeaver Portal 6.0 and the Business Packages (Business Packages related to mySAP ERP 2004 and Business Packages unrelated to mySAP ERP 2004). All systems are based on the SAP NetWeaver Application Server 6.40 and are connected to one another.

Until the following options are possible, you need to use a special approach:

- Upgrade the entire *Distributed Frontend Server System* completely to SAP ERP 6.0.
- Operate a *Distributed Frontend Server System* landscape under different release levels, following the federated portal concept.

Certain customers, now on release level SAP ERP 2004, intend to begin with a partial upgrade to SAP ERP 6.0. This upgrade already takes the future federated portal concept into consideration. One reason in favor of such a partial upgrade decision could be that the SAP NetWeaver Portal supports systems other than SAP ECC, or SAP XSS (Self Services), which reside on a lower release level as well.

The alternatives for a partial upgrade of a distributed system landscape depend on the specific requirement:

- SAP NW Enterprise Portal driven upgrade
- SAP ERP driven upgrade

Depending on the upgrade alternative, the following alternatives are possible while other system instances remain on the lower release level:

- You upgrade the product instances SAP ECC, and SAP XSS (Self Services).
- You upgrade the product instance SAP NW Enterprise Portal.

For more information, see the following figure.



The SAP ERP-driven upgrade scenario will, due to the upgrade of the system instance to SAP XSS (Self Services), install a new system instance with SAP NW – Enterprise Portal. We have enhanced SAP NW – Enterprise Portal with SAP ERP 6.0. Due to this dependency, it is possible that certain portal functions work differently than in the pure mySAP ERP 2004 scenario.

After the partial upgrade has been run, either an SAP ERP 2004 - SAP NW Enterprise Portal with Business Packages for SAP ERP 2004 or product instance SAP NW Enterprise Portal with Business Packages for SAP ERP 2004 is installed. In the latter case, not all scenarios new with SAP ERP 6.0 nor unsupported mySAP ERP 2004 will work.

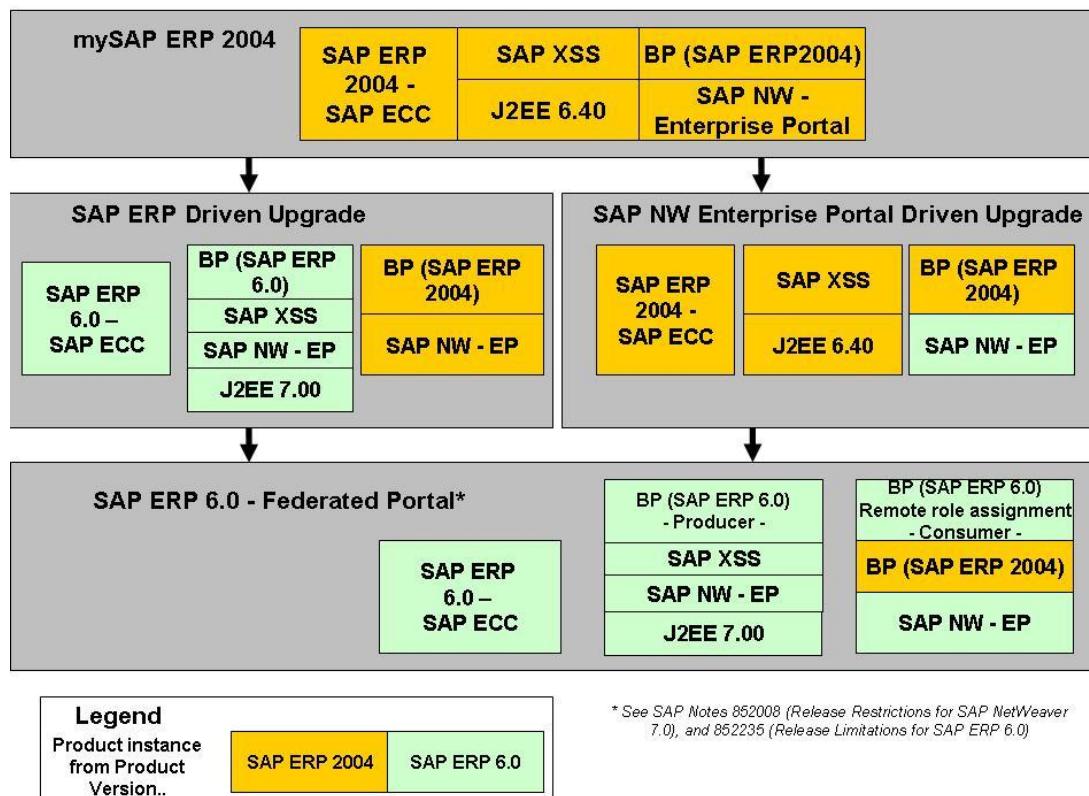


Figure 8: Partial Upgrades – Upgrade Strategies

4.3.2.3 Upgrade of SAP ERP 6.0 - Portal Content

The product instance Portal Content includes all Business Packages delivered with SAP ERP 6.0. These Business Packages represent the business functionality of the complete key functional area *End-User Service Delivery*.

Portal Content

The upgrade of product instance Portal Content includes the following types of content:

- New languages
- New iViews or iViews with changed functions
- New or changed pages
- New or changed worksets
- New or changed role-based Work Centers
- New or changed dependencies to the back-end system, for example:
 - New Plug-in version (where plug-in-based Business Packages exist)
 - New Support Package for the back-end system
 - New back end release

Dependencies exist between the product instances Portal Content and SAP ECC SERVER (the back-end system). It is thus important that you take the dependencies into account, and read the section *Technical Description* in the documentation of the relevant Business Package.

The upgrade of a Business Package is often related to a back-end system upgrade to ensure that all functions can be used to the maximum extent. You must evaluate your upgrade strategy during the planning phase of your upgrade project.



We recommend that you always archive the downloaded Business Packages locally to ensure that you have access to those releases at a later date.

Business Packages

The following table summarizes the Business Packages available and included in the shipment of SAP ERP 6.0.



The following Business Packages for the new role-based Work Centers with SAP ERP 6.0 can be installed with the SAPinst tool. To use these Business Packages, you must deploy the product instance SAP XSS (SELF SERVICES) in addition to product instance SAP NW EP Core.

Table 13: Business Packages in SAP ERP 6.0

Component Name and Version	Business Package Name
BP ERP05 BUS UN ANALYST 20 1.0*	Business Package for Business Unit Analyst 2.0
BP ERP05 BUYER 1.0*	Business Package for Buyer
BP_ERP05_DEV_COLLABORATION 1.0*	Business Package for Development Collaboration
BP ERP05 ESS 1.0*	Business Package for Employee Self-Service
BP ERP05 HR ADMINISTRATOR 1.0*	Business Package for HR Administrator
BP ERP05 INT SALES REP 1.0*	Business Package for Internal Sales Representative
BP ERP05 INVOICING CLERK 1.0*	Business Package for Invoicing Clerk
BP ERP05 MAINTENANCE TECH 1.0*	Business Package for Maintenance Technician
BP ERP05 MSS 1.0*	Business Package for Manager Self-Service
BP ERP05 PLANT MGR 20 1.0*	Business Package for Plant Manager 2.0
BP ERP05 PROD SUPERVISOR 1.0*	Business Package for Production Supervisor
BP ERP05 PROJ SELF-SERV 1.0*	Business Package for Project Self-Service
BP ERP05 QUALITY INSPECTOR 1.0*	Business Package for Quality Inspector
BP ERP05 SUPPLIER 1.0*	Business Package for Supplier
BP ERP05 COMMON PARTS 1.0*	Business Package for Common Parts
BP ERP05 SELF-SERV ADMIN 1.0*	Business Package for Self-Service Administrator
BP ERP05 LEARNING 1.0**	Business Package for SAP Learning Solution
BP HIGHER EDUCATION & RES 1.0**	Business Package for Campus Management

* Role-based Work Centers, new with SAP ERP 6.0

** New versions of Business Packages for mySAP ERP 2004

Additional Business Packages

Business Packages that have not changed since the release of mySAP ERP 2004 (*Additional Business Packages*) are not included in the standard delivery of SAP ERP 6.0. To deploy *Additional Business Packages*, you need a system with the usage type EP Core, without requiring the implementation of the product instance SAP XSS (SELF SERVICES).

Document References

- The listed Business Packages are delivered with SAP ERP. You can download additional Business Packages, which are not listed, from:
 - SAP Service Marketplace at <http://service.sap.com/swdc> → Download → Installations and Upgrades → Entry by Application Group → SAP Application Components → SAP ERP → SAP ERP 6.0 → SAP Business Packages.
You can install each Business Package separately.
 - Software Developers Network (SDN) – Portal Content Portfolio at sdn.sap.com → SAP NetWeaver Platform → NW Business Content → Portal Content Portfolio. You can also find further information here on planned and available Business Packages, guidelines, and other information.
- For information about importing Business Packages into your system, see **SAP Note 731386** (*Import of business packages with SAP NetWeaver*) on SAP Service Marketplace at <http://service.sap.com/notes>.

The following table lists additional Business Packages that are used in SAP ERP 6.0 processes.

Table 14: Additional Business Packages

Component Name and Version	Business Package Name
BP COMPENSATION SPECIAL 60.2	Business Package for Compensation Specialists
BP SALES ANALYSIS 60.1	Business Package for Sales Analysis
BP ENV. HEALTH & SAFETY 50.1	Business Package for Environment, Health & Safety
BP RETAIL 1.0	Business Package for SAP ECC Industry Extension Retail
BP DMS CONNECTOR KM 1.0	Business Package for Instance SAP Easy Document Management
BP CREDIT MANAGEMENT 60.1	Business Package for SAP FSCM – FSCM Server (ABAP)
BP PAYER DIRECT 60.2	Business Package for payment processes
BP PROJ., PORT. & DCOL. 4.0	Business Package for SAP ERP – cProjects

**Business Package BP PRODUCTS 50.3 must be installed before BP ENV. HEALTH & SAFETY 50.1 can be installed.*



- For more information about Business Packages, see section 4.1, *End-User Service Delivery* of the *SAP ERP 6.0 Master Guide* on SAP Service Marketplace at <http://service.sap.com/erp-inst> → *SAP ERP 6.0*.
- For more information about the installation of Business Packages, see the *SAP ERP Installation Guide* on SAP Service Marketplace at <http://service.sap.com/erp-inst> → *SAP ERP 6.0*.

Special Considerations for Upgrades from mySAP ERP 2004 to SAP ERP 6.0

mySAP ERP 2004 systems, and installations of the SAP ERP 2004 – SAP NW – Enterprise Portal use Business Packages from the Portal Content of product version SAP ERP 2004. When you upgrade the back-end system to SAP ERP 6.0, you must upgrade the portal system to SAP ERP 6.0. When you upgrade the portal system, you must upgrade the back-end system.

After you technically upgrade the SAP ERP 2004 Enterprise Portal systems to SAP ERP 6.0, the new Business Packages are available. Afterwards, you can use only selected Business Packages from SAP ERP 2004 – Portal Content in the new environment in addition to or in place of the Business Packages from SAP ERP 6.0 – Portal Content. For more information, see the following table.

Table 15: SAP ERP 2004 Business Packages in Enterprise Portal Systems based on SAP ERP 6.0

Product Version SAP ERP 2004	SAP ERP 6.0
BP EXTERNAL PROCUREMENT 60.2	BP ERP 05 BUYER 1.0
BP SALES 60.1	BP ERP05 INT SALES REP 1.0
BP MANUFACTURING 60.1	BP ERP05 PLANT MGR 20 1.0

Upgrade Groups for SAP ERP 6.0 Business Packages

Individual Business Packages support individual processes and role-based Work Centers. Instead of installing the complete product instance Portal Content, you can implement only those packages that are relevant for the processes or role-based Work Centers you use. For more information, see section 2.2.1, [Use of SAP ERP Product Instances](#).

However, interrelations among various Business Packages may exist; therefore, you must sometimes install a defined set of target Business Packages. The following table describes the upgrade groups for SAP ERP 6.0 Business Packages:

Table 16: Upgrade Groups for SAP ERP 6.0 Business Packages

mySAP ERP 2004			SAP ERP 6.0	
Group	Business Packages Installed Together	Software Component	Business Packages Installed Together	Software Component

mySAP ERP 2004			SAP ERP 6.0	
Group	Business Packages Installed Together	Software Component	Business Packages Installed Together	Software Component
1	BPERP4BUA0_0.sca (Business Unit Analyst) com.sap.pct.fin.bua.epa	BP_ERP4BUA	Business Unit Analyst 2.0	BP_ERP5BUA
	BPERP4ESS0_0.sca (Employee Self-Service) com.sap.pct.employee.epa	BP_ERP4ESS	Employee Self-Service	BP_ERP5ESS
	BPERP4MSS01_0.sca (Manager Self-Service) com.sap.pct.mss.epa	BP_ERP4MSS	Manager Self-Service	BP_ERP5MSS
			BPERP05HRA00_0.sca HR Administrator com.sap.pct.erp.hradmin.all_pars.ear com.sap.pct.erp.hradmin.epa	BP_ERP5HRA
			Self-Service Administrator	BP_ERP5SSA
			Project Self-Service	BP_ERP5PSS
2	BPERP4MAN01_0.sca Manufacturing com.sap.pct.erp.man.epa com.sap.pct.erp.man.parsda.ear	BP_ERP4MAN	BPERP5PLA00_0.sca Plant Manager 2.0 com.sap.pct.erp.plntmgr.ear com.sap.pct.erp.plntmgr.package.epa	BP_ERP5PLA
	BP_ERP4SLS0_0.sca Sales com.sap.pct.erp.sls.epa	BP_ERP4SLS	BPERP5SAL00_0.sca Internal Sales Representative com.sap.pct.erp.salesrep.package.epa	BP_ERP5SAL
	BPERP4CMG0_0.sca Credit Management com.sap.pct.fin.crm.epa	BP_ERP4CMG	no successor	

mySAP ERP 2004			SAP ERP 6.0	
Group	Business Packages Installed Together	Software Component	Business Packages Installed Together	Software Component
	BPERP4CSP00_0.sca Compensation Specialist com.sap.pct.compspecialist.epa	BP_ERP4CSP	no successor	
	BP for HR Executive	BP_ERP4HRE	no successor	
	BPERP4EXP0_0.sca External Procurement com.sap.pct.purch.all_pars.ear com.sap.pct.purch.epa	BP_ERP4EXP	BPERP05BUY00_0.sca Buyer com.sap.pct.erp.buyer.all_pars.ear com.sap.pct.erp.buyer.epa	BP_ERP5BUY
3	No Predecessor		BPERP5COM00_0.sca Common Parts com.sap.pct.erp.common.package.epa	BP_ERP5COM
			BPERP5DCO00_0.sca BP for Development Collaboration com.sap.pct.erp.devcoll.ear com.sap.pct.erp.devcoll.package.epa	BP_ERP5DCO
			BPERP5MTC00_0.sca Maintenance Technician com.sap.pct.erp.maintenance.package.epa	BP_ERP5MTC
			BPERP5PRS00_0.sca Production Supervisor com.sap.pct.erp.prodsvr.package.epa	BP_ERP5PRS
			BPERP5QIN00_0.sca Quality Inspector com.sap.pct.erp.qityinsp.package.epa	BP_ERP5QIN

mySAP ERP 2004			SAP ERP 6.0	
Group	Business Packages Installed Together	Software Component	Business Packages Installed Together	Software Component
			BPERP05INV00_0.sca Invoicing Clerk SAP ERP com.sap.pct.erp.invclerk.epa Supplier	BP_ERP5INV BP_ERP5SUP

SAP ERP 6.0 – SAP ECC SERVER: Backup of UI Conversion Classes in ESS

With SAP ERP 6.0, the UI conversion classes have been redesigned. The following upgrade procedure applies only if your source release is SAP ECC 5.0 and you are running the SAP Employee Self-Service Personal Information scenario. If you have modified existing or created new UI conversion classes, you will lose your changes during the upgrade.



If you have modified existing UI conversion classes, we recommend that you perform the following upgrade procedure:

Upgrade Procedure

The upgrade procedure consists of the following steps:

- Make a backup copy of the modified UI conversion classes before starting the upgrade.
- Perform the upgrade.
- After the upgrade, use Business Add-Ins (BADIs) to enhance the new UI conversion classes in your target release system.
- Migrate any UI conversion classes you have created in SAP ECC 5.0.



For more information, see SAP Note [835625](http://service.sap.com/notes/835625) (XSS backend UI conversion classes – Upgrade to SAP ERP 6.0) on SAP Service Marketplace at <http://service.sap.com/notes>.

SAP composite applications Analytics

SAP delivers meta-models of SAP composite applications Analytics as they are, as an example. Both the meta model and the generated coding can be adversely affected by changes in the role-based Work Center, or in the underlying product instances. In such cases, you need to remove the composite application from the portal role and reimplement it. In certain cases it is required to adapt the example meta-model delivered by SAP.



For more information, see the Master Guide SAP ERP 6.0 in the SAP Service Marketplace <http://service.sap.com/erp-inst>.

4.3.3 Upgrade of Product Instances of SAP SRM

In SAP ERP 6.0, SAP Supplier Relationship Management (SAP SRM) consists of the following product instances:

- SAP SRM – Server ECC Add-On

The product instance SAP SRM Server ECC Add-On consists of the software components SRM Server 5.5 and SAP ECC 6.0. This product instance allows you to install SRM Server as an add-on to product instance SAP ECC SERVER.

Within SAP ERP, the SRM Server with ECC Add-On is only required for certain processes.

- SAP SRM – Server

The product instance SAP SRM Server consists of the following software components:

- SRM Server 5.5
- SAP SRM Plus 5.5
- SAP AP 700

This product instance requires the usage type Application Server ABAP. The product instance SAP SRM Server enables you to install SRM Server separately from the product instance SAP ECC SERVER. Within SAP ERP, the SRM Server is only required for certain processes.

- For more information about operating system platforms, see SAP Service Marketplace at <http://service.sap.com/platforms> → *Product Availability Matrix*.
- For more information about installation, see SAP Service Marketplace at <http://service.sap.com/instguides> → *SAP Business Suite Solutions* → *SAP SRM* → *Using SAP SRM Server 5.5* → *Installation Guide – SAP Supplier Relationship Management Server 5.5 ABAP on <platform>:<database>>*.

- SAP SRM – Catalog Content Management

The product instance SAP SRM – Catalog Content Management or SAP CCM is based on the usage type Application Server – ABAP, and includes the software component Catalog Content Management 2.0_700.

This product instance can be installed as an add-on to the SAP ECC SERVER system, the SAP SRM system, or on any SAP NetWeaver 7.0 system with usage type AS ABAP. The catalog application consists of the following tools:

- *SAP Catalog Authoring Tool*. Using this tool, you can:
 - Filter and map products to catalog schema
 - Enrich product data
 - Approve product data
 - Define views
 - Publish catalog

- *SAP Catalog Search Engine*. Using this tool, you can:
 - Display the catalog
 - Search within the catalog
 - Select products for the shopping cart



You do not necessarily require product instance SAP SRM Server to use product instance SAP SRM – Catalog Content Management.

SAP SRM – Catalog Content Management can be installed on any system based the usage type AS ABAP. Although product instance SAP SRM – Catalog Content Management is primarily used in SRM-related processes (such as *Create Shopping Carts*), you can also use it within SAP ERP. For example, you can call product instance SAP SRM – Catalog Content Management from a *Create Order* screen within the SAP ECC SERVER system.



For more information about installation or upgrade, see the following SAP Notes on SAP Service Marketplace at <http://service.sap.com/notes>:

- SAP Note [835170](#) (*Installation of/Delta Upgrade to CCM 200*)
- SAP Note [835169](#) (*Additions to the upgrade of Basis 700 with CCM 2.00*)
- SAP Note [843867](#) (*Upgrade of CCM 1.0 to a higher version*)
- SAP Note [814446](#) (*CCM 2.0 SP00 on NetWeaver 04 SP Stack 12*)

- **SAP SRM – CCM SRM-MDM Catalog**

The product instance SAP SRM – CCM SRM – MDM Catalog requires Catalog Content Management with SRM – MDM Catalog of product version SAP SRM 5.0. The latter product instance includes the software component version SRM – MDM CATALOG 2.0, and requires software component version SAP WEB AS 7.00 – SAP WEB AS Java (SAP NetWeaver 7.0 – usage type AS JAVA) to function. The product instance is used as alternative to product instance SAP SRM – Catalog Content Management.



For more information, see

- Master Guides for SAP SRM from the SAP Service Marketplace at <http://service.sap.com/instguides>
- Product Information SAP SRM from the SAP Service Marketplace at <http://service.sap.com/srm>
- SAP Library help.sap.com -> *SAP Business Suite* -> *SAP Supplier Relationship Management* -> *SAP SRM 5.0* -> *Catalog Content Management*
- SAP Note [967088](#) (*SRM-MDM Catalog 1.0 Installation & Configuration*)
- Configuration Guide for product instance SAP SRM – CCM SRM – MDM Catalog in the SAP Service Marketplace at <http://service.sap.com/ibc-srm> → *SRM-MDM Catalog*

4.3.4 Upgrade of Product Instances of Financial Supply Chain Management

The Financial Supply Chain Management (FSCM) functions of SAP ERP 6.0 are part of the following product instances of SAP ERP 6.0:

- SAP FSCM – Biller Direct
- SAP FSCM – FSCM Server (ABAP)

4.3.4.1 SAP FSCM – Biller Direct

Purpose

Vendors can now electronically send bills to their customers and share account information with them. Customers can then pay their invoices on a vendor's web site. The bills are paid electronically by credit card or direct debit.

Financial Supply Chain Management (FSCM) Biller Direct not only reduces media fragmentation, it also allows vendors to interact with their customers, for example, when processing insufficient payments or providing customer service.

The Biller Direct solution of SAP ERP (product instance SAP FSCM – Biller Direct) provides customers all these benefits and takes the strategy a step further. While most Biller Direct solutions only present bill data to customers, the FSCM Biller Direct solution allows bill recipients to check their account balance and view their overall status with the vendor.

Technical Considerations

- The Biller Direct (BD) component version FSCM – BILLER DIRECT 6.0 is a J2EE Web application. It is based on the usage type AS Java (consisting of SAP WEB AS 7.00 – SAP WEB AS Java) and is deployed with the ERP Java Components package.
- FSCM – Biller Direct itself does not have its own persistence. The database of the SAP ECC SERVER back-end system is used for storing data (FI-AR or FI-CA).

Customers can store data of users for Biller Direct in the local J2EE database, in LDAP, or in the SAP ECC SERVER back-end system.



For more information, see the *SAP ERP 6.0 Master Guide* on SAP Service Marketplace at <http://service.sap.com/erp-inst> → *SAP ERP 6.0*.

Upgrade Options

If you currently employ a single system landscape based on mySAP ERP 2004 with the software components SAP ECC 5.0 and SAP Biller Direct 3.0, you can upgrade using either of the following alternatives:

- Option 1: Upgrade your complete system to SAP ERP 6.0, based on the software components SAP ECC 6.0 and SAP Biller Direct 6.0 (product instances SAP ECC SERVER and SAP FSCM – Biller Direct).
- Option 2: If you do not upgrade your back-end system, but leave it on release SAP R/3 4.6C, SAP R/3 Enterprise, or SAP ECC 5.0 with PI 2004.1, then you must at least upgrade to Support Package 10.



Ensure that you use the SAP JAVA Data Dictionary 5.0 (software component archive SAPCRMDIC00_0.sca) for product instance SAP FSCM – Biller Direct (software component SAP Biller Direct 6.0).



For more information, see the following SAP Notes on SAP Service Marketplace at <http://service.sap.com/notes>:

- SAP Note [858563](#) (SAP Biller Direct 6.0 Note on source code)
- SAP Note [849515](#) {SAP Biller Direct 6.0: Installation (FI-AR component)}
- SAP Note [849513](#) {SAP Biller Direct 6.0: Installation (FI-CA component)}
- SAP Note [849512](#) {SAP Biller Direct 6.0 installation note (Java component)}
- SAP Note [849511](#) (FSCM-Biller Direct 6.0: Additional info about security)

4.3.4.2 SAP FSCM - FSCM Server (ABAP)

The product instance SAP FSCM – FSCM Server (ABAP) consists of the following component versions:

- FINBASIS 600
- FSCM-Dispute Management 6.0
- FSCM-Credit Management 6.0

FINBASIS 600

FINBASIS 600 is an add-on that can be installed on the same system that is equipped with an installation of product instance SAP ERP 6.0 – SAP ECC SERVER. Alternatively, you can install it on any other system that is based on the usage type Application Server ABAP.

FSCM – Dispute Management and Credit Management 6.0

You can use any of the following deployment options to run SAP ERP processes of SAP Dispute and SAP Credit Management:

- Product instance SAP FSCM – FSCM Server (ABAP) consists of the software component FINBASIS 600 and is a subcomponent of product instance SAP ECC SERVER (SAP ECC 6.0).

You can run SAP Dispute Management and SAP Credit Management processes together with your accounting system on the same system instance.

- Use a two-system scenario in which you deploy the processes for the SAP Dispute and SAP Credit Management on one system instance (with FINBASIS 600 and SAP NetWeaver 7.0 usage type AS – ABAP) and install the accounting system (SAP ECC 6.0 or prior releases down to SAP R/3 4.6C) on the other system instance.

You can implement SAP Collections Management in the same way. However, in a two-system scenario, the product instance SAP ECC SERVER (software component SAP ECC 6.0 including FINBASIS 600) must be installed on one system instance.



For more information, see the *SAP ERP 6.0 Master Guide* on SAP Service Marketplace at <http://service.sap.com/erp-inst>.

Upgrade Options

The following alternatives are possible for an upgrade from prior releases:

- You can upgrade your single system landscape on mySAP ERP 2004 (with the software components SAP ECC 5.0 and FINBASIS 300) to SAP ERP 6.0 (with the software component SAP ECC 6.0, which includes FINBASIS 600).
- If you currently employ a two-system landscape in which on the first system instance SAP R/3 4.6C, SAP R/3 Enterprise or mySAP ERP 2004 (SAP ECC 5.0) is installed, and on the second system instance FINBASIS 300 is installed (based on SAP NetWeaver Application Server 6.40), then you can use either of the following methods:

- Upgrade component versions of SAP Dispute and Credit Management.

You can either keep the back-end system on its current release or you upgrade it to product instance SAP ECC SERVER (SAP ECC 6.0). In both cases, you can migrate the second instance to SAP FSCM – Server (ABAP) with software component SAP FINBASIS 600 (based on the usage type AS ABAP).

- Upgrade all component versions of SAP Collections Management.

For more information, read carefully *SAP Note [859997](#) (Upgrade to SAP Collections Management 6.0 for FI AR)*.



For more information, see the following SAP Notes on SAP Service Marketplace at <http://service.sap.com/notes>:

- SAP Note [859999](#) (Upgrade to SAP Credit Management 6.0)
- SAP Note [859998](#) (Installing SAP Credit Management 6.0)
- SAP Note [859997](#) (Upgrade to SAP Collections Management 6.0 for FI AR)
- SAP Note [859996](#) (Installation of SAP Collections Management 6.0 for FI AR)
- SAP Note [859995](#) (Upgrade to SAP Dispute Management 6.0 for FI AR)
- SAP Note [859994](#) (Installation SAP Dispute Management 6.0 for FI AR)

4.3.5 Upgrade of Product Instance SAP XECO

The product instance SAP ERP 6.0 – SAP XECO (Extended E-Selling Components) consists of the following software components:

- SAP E-Commerce for SAP ERP
- IPC Web Applications
- Workforce Management

SAP ERP 6.0 relies on these software components, which are originally part of SAP CRM 5.0. Compared to the earlier releases, the following structural changes made with SAP CRM 5.0 are relevant for SAP ERP 6.0:

- The product name is changed from SAP Internet Sales (R/3 Edition) to SAP E-Commerce for SAP ERP.
For more information about this component in the SAP CRM Installation and Upgrade guides, see SAP Service Marketplace at <http://service.sap.com/instguides> → *SAP CRM 5.0*.
- Product instance SAP XECO includes the software components Internet Sales Web Application Component (ISA WAC) and IPC Web Application Component (IPC WAC).
- The IPC Server is now part of product instance SAP ECC SERVER. It is no longer possible to employ IPC as an external standalone engine.

4.3.5.1 Product Instance SAP E-Commerce for SAP ERP

Purpose

SAP E-Commerce for SAP ERP enables you to sell your products and services via the Internet, creating a new, strategic sales channel (E-Selling). You can provide your customers with personalized, interactive, and easy-to-use sales and self-services in a web shopping environment, optimizing your sales operations. You can support your consumers in carrying out their business transactions within a business-to-business or business-to-consumer selling scenario.

Features

SAP E-Commerce for SAP ERP allows you to:

- Run your complete sales process on the Internet, without the need for CRM deployment.
- Develop and manage an effective online sales catalog to provide customers with online product configuration, easy-to-use shopping basket features, product availability checks, secure transactions, order status, and tracking and after-sales service.
- Lower the cost of sales by reducing transaction costs in order processing and by reducing human intervention in order-taking and status-checking. Since the solution is quick and easy to implement, you reduce project risk and achieve rapid return on investment. Since it leverages your existing IT infrastructure, you avoid capital expenditures and enjoy lower total cost of ownership.

Technical Considerations

The software component SAP E-Commerce for SAP ERP is part of product instance SAP XECO. It contains J2EE Web applications, which are deployed with the package *SAP XECO*, and which are included in the following software component versions:

- SAP SHARED JAVA APPLIC. 5.0
- SAP SHARED JAVA COMPONENTS 5.0
- SAP SHARED WEB COMPONENTS 5.0

- APACHE JAKARTA STRUTS 1.1
- SAP JAVA DATA DICTIONARY 5.0
- TEALEAF 4.5
- CRM IPC MOBILE 5.0

Due to the persistence layer of SAP E-Commerce, you need to migrate under the following conditions:

- You have already installed Internet Sales (R/3 Edition) on SAP J2EE 6.20 or usage type Application Server Java 6.40, and you would like to upgrade to SAP ERP 6.0.
- You can create or maintain the product catalog in the same manner as for the SAP Online Store, that is, directly in the SAP R/3 or SAP ERP 6.0 – SAP ECC SERVER system.



For more information, see the *SAP ERP Upgrade Master Guide* on SAP Service Marketplace at <http://service.sap.com/erp-upgrade>.

4.3.5.2 Product Instance IPC Web Applications

Purpose

IPC Web Applications (product instance SAP Application Platform – IPC) enable pricing and interactive product configuration for certain scenarios. They leverage the pricing and configuration rules defined in SAP ERP 6.0 and allow you to execute them, for example, in SAP E-Commerce for SAP ERP or SAP CRM.

Features

- Interactive Product Configuration (IPC) provides a comprehensive product configuration solution that ensures the accuracy of quotes and orders across all selling channels. The solution guides sales professionals or customers through the product configuration process. Companies can enforce business rules, ensuring accurate product combinations that meet the business needs of end-customers.
- Pricing enables companies to execute pricing strategies tailored to each sales channel or customer, based on product, type of customer or customer-specific pricing, contracts, or specific quotes. Companies establish pricing rules, processes, and data centrally, and then deploy them across all selling channels. Selling channels include direct sales, indirect sales, and web-based selling. Sales professionals and customers can access up-to-date and personalized pricing information at all times.

Technical Considerations

The product instance SAP Application Platform – IPC consists of the following software components:

- SAP SHARED JAVA APPLIC. 5.0
- SAP SHARED JAVA COMPONENTS 5.0
- SAP SHARED WEB COMPONENTS 5.0
- APACHE JAKARTA STRUTS 1.1
- SAP JAVA DATA DICTIONARY 5.0
- TEALEAF 4.5

- CRM IPC MOBILE 5.0



Certain processes of SAP ERP 6.0 require the implementation of the product instance SAP Application Platform – IPC. The Java Just in Time Compiler has temporary restrictions terms of availability: the SAP Application Platform – IPC is temporarily not released for each SAP standard platform. As long as this situation persists, the performance of the Java Transaction Server Technology can be restricted.

As a workaround, it is possible to install the product instance SAP Application Platform – IPC on a separate application server. This workaround is necessary when you implement SAP E-Commerce for SAP ERP 6.0, including IPC, with a back-end from a prior release (mySAP ERP 2004, R/3 Enterprise or SAP R/3 4.6C).



- For more information about the performance restrictions of Java Transaction Server Technology, see *SAP Note [853050](http://service.sap.com/notes) (Restricted platform availability for the JIT Compiler)* on SAP Service Marketplace at <http://service.sap.com/notes>.
- For more information about possible workarounds, see *SAP Note [855455](http://service.sap.com/notes) (Setting up IPC if there is no platform support)* on SAP Service Marketplace at <http://service.sap.com/notes>.
- For more information about IPC, see *SAP Note [844817](http://service.sap.com/notes) (Technical information for the VMC based AP 7.00 engines)* on SAP Service Marketplace at <http://service.sap.com/notes>.

4.3.5.3 Product Instance SAP Workforce Management

The product instance SAP Workforce Management consists of the component version SAP Workforce Deployment 1.0 – Workforce Deployment.

SAP Workforce Deployment – Functional Components

SAP Workforce Deployment consists of the following functional areas:

- *Workforce Deployment Application Service*

This service provides a graphical user interface for employee scheduling and schedule optimization. User inputs entered via this Web GUI are used by the Workforce Deployment Calculation Service located on the SAP Workforce Deployment Server.

- *Workforce Deployment Calculation Service*

This service provides employee scheduling and schedule optimization service for the SAP Workforce Deployment Server.

SAP Workforce Management – Software components

SAP Workforce Deployment consists of the following software components:

- Java components:
 - SAP SHARED JAVA APPLIC. 5.0
 - SAP SHARED JAVA COMPONENTS 5.0
 - SAP SHARED WEB COMPONENTS 5.0

- APACHE JAKARTA STRUTS 1.1
- SAP JAVA DATA DICTIONARY 5.0
- TEALEAF 4.5
- CRM IPC MOBILE 5.0
- Software component versions *CPRXRPM 400* and *WFM Core 200*. Both software component versions are add-ons to systems based on SAP NetWeaver 7.0 – usage type AS ABAP, such as, for example, product instance SAP ECC Server, CRM ABAP Server, or stand-alone SAP NetWeaver 7.0 systems.

You have to install each one separately on the system with Usage Type AS ABAP using the SAP Add-On Installation Tool (SAINT). See SAP Service Marketplace at <http://service.sap.com/notes> → *SAP Note 830595*.

- SAP liveCache (LCAPPS_2005_700), which is an add-on to systems based on SAP NetWeaver 7.0 – Usage Type AS ABAP.

This Add-On allows the system to access to a special database engine for managing complex objects in scenarios where large volumes of data must be permanently available and modifiable. The database engine (software component version *SAP LC/LCAPPS 5.0*) is based on MySQL on MaxDB and installed using SAPinst.



Software component *SAP LC/LCAPPS 5.0* can be downloaded from SAP Service Marketplace at <http://service.sap.com/swdc>.

For more information, see the *SAP CRM Master Guide* and the *Installation Guide – SAP Enterprise Resource Planning 6.0* on SAP Service Marketplace at <http://service.sap.com/instguides>.

4.3.5.4 Components Moved into SAP ERP 6.0 – XECO

The following components are now part of the product instance SAP XECO:

- Internet Sales Web Application Component (ISA WAC).
- IPC Web Application Component (IPC WAC).

The upgrade guide *Java Components for SAP Customer Relationship Management 5.0*:

- Covers the data migration for these software components;
- Describes the necessary steps to upgrade your Java Components to SAP Customer Relationship Management 5.0;
- Depicts the upgrade for Java Components deployed on an SAP J2EE Engine 6.20, as well as those, which are deployed on an SAP NetWeaver Application Server Java 6.40;
- Deals with the following upgrade scenarios:
 - Upgrade from mySAP CRM 3.1 based on SAP J2EE Engine 6.20
 - Upgrade from mySAP CRM 4.0 based on SAP J2EE Engine 6.20
 - Upgrade from mySAP CRM 4.0 based on SAP NetWeaver Application Server 6.40



- For more information, review either of the following Upgrade Guides:

- *Java Components for SAP Customer Relationship Management 5.0*, available on SAP Service Marketplace at <http://service.sap.com/instguides> → *SAP CRM*.
- *SAP Enterprise Resource Planning 6.0: Java*, available on SAP Service Marketplace at <http://service.sap.com/instguides> → *SAP ERP*.

Both Upgrade Guides provide information about necessary post-upgrade activities.

4.3.5.5 Change of External IPC Server

With SAP ERP 6.0, the IPC Server and the Dispatcher are replaced with the usage type Application Server – Java; the Configuration Engine replaces the configurator in IPC.

Technically, it is now part of the software component SAP ERP 6.0 – SAP – AP. The most significant change is made by switching the technology to the SAP Java Transaction Server, which is part of the usage type Application Server Java. Within the usage type Application Server Java, the Configuration Engine uses the Java Transaction Server. This is not to be confused with the J2EE Server, which is also a part of the usage type Application Server Java.

Since the function is based on Java Transaction Server (JTS) technology, Java runs embedded within ABAP. However, it is no longer possible to use the former IPC Server as an external standalone engine. This change leads to specific installation and upgrade requirements for SAP ERP 6.0. For more information about these requirements, read the related Installation and Upgrade Guides.

4.3.6. Migration of Processes with External Internet Transaction Server

In releases before SAP ERP 6.0, certain functions require an external and separate Internet Transaction Server (ITS). As of SAP ERP 6.0, the external Internet Transaction Server is integrated into the SAP NetWeaver 7.0 – usage type Application Server ABAP (internal ITS). If you implement a system on the usage type Application Server ABAP (for example SAP ERP 6.0 – SAP ECC Server), and if you use ITS-based applications (for example SAP Employee Self Service, or SAP Manager Self Service), you must use the internal ITS.

Migration Procedure

Customers who had installed an external ITS and who want to upgrade to SAP ERP 6.0 must migrate the existing ITS services, including the Internet Application Components (IAC). Perform the following steps to allow the IAC to be run in the internal ITS. As a result of this procedure, ITS services will run directly with the integrated ITS:

1. Copy existing templates.
2. Set up the ICF service for the ITS service (IAC).
 - a. Create the ICF service name.
 - b. Create ICF/ITS handlers.
 - c. Activate the ICF service.
3. Maintain ITS service parameters.
4. Change HTML templates.
 - a. Adapt the URL generation in the HTML templates.

- b. Set up the ICF alias concept.
 - c. Set up the ICF session ID handling.
5. Publish the ITS service `sapurl_link_0001_0005_0006`.



For more information about the following areas, see the corresponding links:

- Migration procedure: See IAC Migration Guide on SAP Help Portal at <http://help.sap.com> → *SAP NetWeaver* → *Application Platform* (SAP Web Application Server) → *ABAP Technology* → *UI Technology* → *Web UI Technology* → *ITS/SAP@Web Studio (BC-FES-ITS)*.
- Internal ITS, Frequently Asked Questions, and additional media: See SAP Service Marketplace at <http://service.sap.com/sap-its>.
- Documentation, presentations, and videos on the internal ITS: See SAP Developer Network at <http://sdn.sap.com>.



We recommend that you familiarize yourself with transaction SICF, which creates Internet Communication Framework services in the SAP system. For more information, see SAP Help Portal at help.sap.com.

SAP Notes

The SAP Notes listed in the following table can help you tackle ITS-related questions. Download them from SAP Service Marketplace at <http://service.sap.com/notes> → SAP Notes.

Table 17: Important SAP Notes for the internal ITS

SAP Note	Description
698329	<i>Integrated ITS, WEBGUI/IAC logon fails</i>
709038	<i>SAP Integrated ITS</i>
742048	<i>Integrated ITS, memory requirement in R/3 application server</i>
678904	<i>ITS – New storage structures as of Web SAP AS 6.40</i>
721993	<i>ITS updates in Release 6.40 (SAP Integrated ITS)</i>
676835	<i>ITS plug-in 640: Known errors</i>

4.3.7 Upgrade of Mobile Components

The upgrade of mobile components entails the following dependencies:

- SAP R/3 back-end system (including R/3 Plug-in) must be upgraded to product instance SAP ECC SERVER.
- Mobile Engine Server, which is part of the usage types AS ABAP and AS Java, must be upgraded. An upgrade of the Web Console on the J2EE client may also be necessary.
- Middleware, also part of the usage types AS ABAP and AS Java, must be upgraded.
- Mobile Engine Client for mobile applications (also known as *disconnected applications*) must be upgraded.

- Mobile Application Component (war.file on the mobile device) must be upgraded.



SAP Applications for Mobile Business are not part of SAP ERP 6.0, and need to be downloaded separately (see section 4.2.3, [Usage Type Mobile Integration](#), for more information).

Prerequisites

- To ensure that your upgrade is successful, evaluate the components listed above before you start the actual upgrade process.

Dependencies may exist between component versions, for example, between the Mobile Engine Client and the SAP R/3 Plug-in version.

- Familiarize yourself with the supported platforms.



An existing SAP NetWeaver Mobile (or ME) client should never exchange data or be synchronized with a new SAP NetWeaver Mobile Server component (product instance SAP NW – Mobile Infrastructure).

Terminology Changes

The following table lists terminology changes.

Table 18: Nomenclature Changes with SAP NetWeaver 7.0

Previous Name	New Name
Mobile Engine Client or Server (with SAP NetWeaver Application Server 6.20)	Usage type Mobile Integration*
Mobile Infrastructure Client or Server (with SAP NetWeaver Application Server 6.40*, being part of SAP NetWeaver 7.0?)	

* The usage types AS ABAP and AS Java are required.

Upgrade Process

Upon upgrading the middleware (included in the usage type Mobile Integration of product instance SAP NW Mobile Infra.Client):

- Generate the business objects for synchronization again.
- Reset the Replication Database.
- When you upgrade the SAP NetWeaver Application Server to the usage types AS ABAP and AS Java, always update the front-end components.



For more information about installations and upgrades, see SAP Service Marketplace at <http://service.sap.com/instguides> → *SAP Components*



- If you plan to operate product instance SAP ECC Server together with one or all of the SAP NetWeaver 7.0 usage types BI, PI, EP, MI and/or DI in the same system instance, see SAP Service Marketplace at <http://service.sap.com/notes> → SAP Note [855534](#) (Embedded NetWeaver Components in ERP).
- If installed on a shared system instance, a common client for the product instance SAP ECC SERVER and the usage type Business Intelligence is not supported. The usage type Process Integration must also be set up on a dedicated client.

4.3.8 Upgrade of SAP Learning Solution

The upgrade of processes for the SAP Learning Solution involves upgrading the following components together with SAP ERP 6.0:

- SAP ERP 6.0-SAP Learning Sol-Client (Auth)
- SAP ERP 6.0-SAP Learning Sol-Client (Lern)
- SAP ERP 6.0-SAP Learning Sol-Frontend ABAP
- SAP ERP 6.0-SAP Learning Sol-Frontend CP



From SAP ECC 5.0 onward, the SAP Learning Solution TM Add-on (back end portion) constitutes an integral part of the system. You must apply SAP Note [748338](#) before upgrading. To define the minimum Support Package level to be implemented, see SAP Note [852235](#) for possible limitations.

4.4 SAP NetWeaver Rapid Installer 7.0

Purpose

Either you need to implement new functionality by either adding new systems to the existing system landscape, or you need to build a new system landscape.

SAP NetWeaver Rapid Installer is an installation and configuration tool that supports a rapid and initial setup of an SAP NetWeaver system landscape. SAP NetWeaver Rapid Installer for SAP NetWeaver 7.0 SPS and higher performs the following activities:

- Installs an SAP NetWeaver system with usage types Application Server Java (AS Java) and Enterprise Portal Core (EPC).



As of SAP NetWeaver 7.0 SR2 (based on SPS 09), usage type Enterprise Portal (EP) has been separated into two closely-related usage types: EP Core (EPC) and Enterprise Portal (EP). Usage type EPC provides the core portal capabilities available in the former usage type EP. Usage type EP now includes all portal add-on capabilities it provided before (for example, knowledge management and collaboration), but without core portal functionality. For more information, see SAP Note [982502](#) (Release note for EPC usage type).

- Installs and configures SAP ERP 6.0 Business Packages including Business Package for Employee Self-Service (ESS) and Business Package for Manager Self-Service (MSS) along with other software components

After you have performed the installation and configuration process, you have the following systems

- A standard SAP NetWeaver EP Core system (SAP ERP 6.0 – SAP NW – EP Core)
- Role-based Work Centers for SAP Manager Self Service and SAP Employee Self-Service role on SAP ERP 6.0.

Prerequisites

Before installing SAP NetWeaver Rapid Installer, read the *Installation Guide – SAP NetWeaver Rapid Installer*. This guide describes the installation procedure, hardware and software requirements, and pre-installation activities.

You can find this document and additional information in the *Documentation* folder on the SAP NetWeaver Rapid Installer DVD.

Product Details

The following main software units and product instances are installed:

- SAP XSS (Self-Services).
- Business Packages (product instance portal content) including Business Package for Employee Self-Service and Business Package for Manager Self-Service.
- An SAP NetWeaver 7.0 system with usage types Application Server Java (AS Java) and Enterprise Portal Core (EPC).
- SAP NW – Search and Classification.
- System Landscape Directory – SLD, including AS Java (you can also use an existing SLD).

After installation, you can start the configuration. The configuration is a separate step and you can perform it either directly after the installation or at a later point in time.

For example, the following configuration steps are performed:

- Scenario-oriented configuration for SAP ERP of Self-Service Scenarios for SAP ERP 6.0 and scenarios for SAP Best Practices.
- Back-end connection to your systems with product instances SAP ECC Server (SAP ECC 6.0) and SAP NW Business Intelligence.
- Alias configuration of Automatic Roles and assignment of pre-defined Automatic Roles. For more information, see SAP Note [1000291](http://service.sap.com/nw-ri) (Automatic Roles).



For more information about the product, see SAP Service Marketplace at <http://service.sap.com/nw-ri>.

Technical Restrictions

SAP NetWeaver Rapid Installer has the following system boundaries:

- It is available for a limited set of platforms. You can use any of the following operating system and database combinations for installation:
 - Microsoft Windows Server 2003 on IA32 32-bit operating system with
 - Version 9 of IBM DB2 for Linux, UNIX, and Windows

- Microsoft SQL Server 2000/2005
 - MySQL MaxDB 7.6
 - Oracle 10.2 32-bit
- Linux SUSE SLES9 and Linux RedHat EL4 on IA32 32-bit with
 - Version 9 of IBM DB2 for Linux, UNIX, and Windows
 - MySQL MaxDB 7.6
- Sun Solaris on SPARC 9 or 10 and 64-bit operating system with Oracle 10.2 64-bit.
- It supports a single-node installation on one host.

SAP NetWeaver Rapid Installer supports a single-node installation on one server. You can set up additional Java dialog instances with the standard installation tool *SAPinst*.

4.5 Using SAP Industry Add-Ons

In earlier releases of SAP ERP, you had to install the industry solutions as individual add-ons. With SAP ERP 6.0, all SAP Industry Solutions (IS), except SAP Apparel and Footwear solution, are part of the product instance SAP ECC SERVER.

In previous versions of SAP ERP and SAP R/3 Enterprise, upgrades for Industry Solutions were delivered with time delays, and not all releases were supported or available for industry solutions. Now, every time we deliver upgrades for SAP ERP, we upgrade the SAP Industry Solutions as well.

The new *switch and enhancement framework* technology within SAP ERP 6.0 allows you to reuse functions of various industry solutions across any number of SAP ERP systems. Furthermore, we ensure that we develop the core product and the industry solution in the same system landscape. This means that we no longer duplicate development objects in an industry solution. This method also includes changes and non-modifying changes (changes that do not modify core development objects of an industry solution). An additional customer advantage is that no separate Support Package is required to maintain consistency.



- The current guide does not cover industry-specific functionality. However, whenever possible, this guide does discuss industry-specific aspects of an upgrade.
- For industry-specific information, review the Industry Solution Master Guides on SAP Service Marketplace at <http://service.sap.com/instguides> → *Industry Solutions* → *Industry Solution Master Guides*.

In releases before SAP ERP 6.0, the following types of industry solutions were available:

- Industry Solutions deployed In-Core.
- Industry Solutions deployed as Extension Sets.
- Industry Solutions deployed as Add-Ons.

With SAP ERP 6.0, the following types of industry solutions are available:

- Industry Solutions deployed In-Core.
- Industry Solutions deployed as Enterprise Extension Sets.
- Industry Solutions deployed as Industry Extension Sets.
- Industry Solutions deployed as Add-Ons.



If you use IS Add-ons, you should review the industry-specific upgrade guides. You find them in the SAP Service Marketplace at <http://service.sap.com/instguides>.

Furthermore, you should read SAP Note [838002](#) {Add-ons (non-IS) that are integrated into SAP ECC 600} and SAP Note [838003](#) (Industry add-ons integrated into SAP ECC 6.0).

The following sections summarize the availability of industry-specific add-ons and extensions. For more information, see the *SAP ERP 6.0 Master Guide* on SAP Service Marketplace at <http://service.sap.com/erp-inst> → SAP ERP 6.0.

4.5.1 Industry Solutions Deployed In-Core

You use *Solutions Deployed In-Core* after installing the product instance SAP ECC SERVER. The following core industry solutions are available with SAP ERP 6.0:

- SAP for Chemicals
- SAP for Consumer Products (except the solutions listed as extensions)
- SAP for Industrial Machinery & Components
- SAP for Life Sciences
- SAP for Travel & Logistics Services
- SAP for Life Sciences
- SAP for Postal Services
- SAP for Professional Services
- SAP for Public Sector (SAP ERP Human Capital Management for the Public Sector including *Betriebliche Altersversorgung (BAV)* (Pension Scheme Germany)).
- SAP for Railway Services
- SAP for Retail
- SAP for Wholesale Distribution

4.5.2 Industry and Enterprise Extensions

You can activate the industry and enterprise extensions as described in the *SAP ERP 6.0 Master Guide*.

The following table summarizes the availability of industry solutions and displays the realization variants for various SAP releases, from SAP R/3 Release 3.1I to SAP ERP 6.0:

Definitions:

- **SAP ECC Industry Extension and SAP ECC Enterprise Extensions:** Additional Industry and Enterprise extensions that can be activated by utilizing the switch framework.
- **Industry Extension:** An industry-specific component integrated into and shipped as part of SAP R/3 Enterprise or SAP ECC 5.0.
- **Add-On:** An industry-specific component shipped as an add-on to SAP R/3, SAP R/3 Enterprise, or SAP ERP 6.0 – SAP ECC SERVER.

- **Not supported:** Add-on or industry extensions that are not available on top of the corresponding SAP R/3 or SAP ERP 6.0 – SAP ECC SERVER release.



- Industry-specific add-on releases may not be available for all SAP R/3, SAP R/3 Enterprise, or SAP ERP 6.0 – SAP ECC SERVER releases.
- Releases in customer-specific maintenance before the end of December 2003 are also not listed in the following table.

Table 19: Industry and Enterprise Extensions

Industry Solution	Industry-specific Component	Availability of SAP R/3, SAP R/3 Enterprise, and SAP ECC SERVER Add-Ons					
		SAP R/3 3.1I-4.6B	SAP R/3 4.6C	SAP R/3 Enterprise 47x110	SAP R/3 Enterprise 47x200	mySAP ERP 2004	SAP ERP 6.0
						SAP ECC 5.0	SAP ECC 6.0
Automotive	SAP Discrete Industries	Not supported	Add-On	Add-On	Not supported	Add-On	SAP ECC Industry Extension Discrete Industries & Mill Products 6.0
Banking	SAP Banking	Add-On (4.0B, 4.6B)	Add-On	Industry Extension	Industry Extension	Industry Extension	SAP ECC Enterprise Extension Financial Services 6.0/EA-FS 600
Consumer Products	SAP Beverage	Not supported	Add-On	Not supported	Industry Extension (limited)	Industry Extension (limited)	SAP ECC Enterprise Extension Consumer Products 6.0/EA-CP 600, SAP ECC Enterprise Extension SCM 6.0/EA-SCM 600, SAP ECC Enterprise Extension Industry-specific Sales Enhancements 6.0/EA-ISE 600
Consumer Products	SAP Catch Weight Management	Not supported	Not supported	Not supported	Add-On	Not supported	SAP ECC Industry Extension Catch Weight Management 6.0

Industry Solution	Industry-specific Component	Availability of SAP R/3, SAP R/3 Enterprise, and SAP ECC SERVER Add-Ons					
		SAP R/3 3.1I-4.6B	SAP R/3 4.6C	SAP R/3 Enterprise 47x110	SAP R/3 Enterprise 47x200	mySAP ERP 2004	SAP ERP 6.0
						SAP ECC 5.0	SAP ECC 6.0
Contract Accounting	SAP Contract Accounting FI-CAX	Not supported	Add-On	Add-On	Add-On	Not supported	SAP ECC Industry Extension Contract Accounting 6.0
Defense and Security	SAP MDE Forces & Public Security				Add-On	Enterprise Extension	SAP ECC Industry Extension Discrete Industries & Mill Products 6.0, SAP ECC Enterprise Extension Defense Forces & Public Security 6.0/EA-DFP 600
Engineering, Construction & Operations	SAP Engineering & Construction	Add-On (4.5B)	Integrated into SAP Discrete Industries				
Engineering, Construction & Operations	SAP Engineering & Construction	Add-On (4.5B)	Add-On	Add-On		Add-On	SAP ECC Industry Extension Discrete Industries & Mill Products 6.0
Financial Service Providers	SAP Corp. Finance Management	Not supported	Add-On	Add-On	Industry Extension	Industry Extension	SAP ECC Enterprise Extension Financials 6.0/EA-FIN 600
Healthcare	SAP Patient Management	Add-On (4.0B)	Add-On	Add-On	Add-On	Not supported	SAP ECC Industry Extension Healthcare 6.0
High Tech	SAP High Tech	Add-On (4.5B, 4.6B)	integrated into SAP Discrete Industries				
High Tech	SAP Discrete Industries	Not supported	Add-On	Add-On	Not supported	Add-On	SAP ECC Industry Extension Discrete

Industry Solution	Industry-specific Component	Availability of SAP R/3, SAP R/3 Enterprise, and SAP ECC SERVER Add-Ons					
		SAP R/3 3.1I-4.6B	SAP R/3 4.6C	SAP R/3 Enterprise 47x110	SAP R/3 Enterprise 47x200	mySAP ERP 2004	SAP ERP 6.0
						SAP ECC 5.0	SAP ECC 6.0
							Industries & Mill Products 6.0
Higher Education & Research	SAP Student Lifecycle Management	Not supported	Add-On	Add-On	Add-On	Not supported	SAP ECC Industry Extension Public Services 6.0
Insurance	SAP Insurance FS-CD	Add-On (4.5B, 4.6B)	Add-On	Add-On	Add-On	Not supported	SAP ECC Industry Extension Insurance 6.0
Insurance	SAP Insurance FS-CM	Not supported	Add-On	Add-On	Add-On	Not supported	SAP ECC Industry Extension Insurance 6.0
Insurance	SAP Insurance FS-CS	Not supported	Add-On	Add-On	Add-On	Not supported	SAP ECC Enterprise Extension Incentive & Commission Management 6.0/EA-ICM 600
Media	SAP IS-M	Add-On (4.0B)	Add-On	Add-On	Add-On	Not supported	SAP ECC Industry Extension Media 6.0
Mill Products	SAP Cable Solution	Add-On (3.1I, 4.5B)	Add-On	integrated into SAP Discrete Industries	Not supported		
Mill Products	SAP Mill Products	Add-On (4.5B, 4.6B)	Add-On	integrated into SAP Discrete Industries	Not supported		
Mill Products	SAP Discrete Industries	Not supported	Not supported	Add-On	Not supported	Add-On	SAP ECC Industry Extension Discrete Industries & Mill Products 6.0
Mining	SAP Mining	Add-On (4.6B)	Add-On	Not supported	Add-On	Not supported	SAP ECC Industry Extension Mining 6.0

Industry Solution	Industry-specific Component	Availability of SAP R/3, SAP R/3 Enterprise, and SAP ECC SERVER Add-Ons					
		SAP R/3 3.1I-4.6B	SAP R/3 4.6C	SAP R/3 Enterprise 47x110	SAP R/3 Enterprise 47x200	mySAP ERP 2004	SAP ERP 6.0
						SAP ECC 5.0	SAP ECC 6.0
SAP PLM	SAP Environment, Health & Safety	Add-On (4.5B, 4.6B)	Add-On	Enterprise Extension	Enterprise Extension	Enterprise Extension	SAP ECC Enterprise Extension PLM 6.0 (EA-PLM 600)
Oil & Gas	SAP Oil & Gas – IS-Oil	Add-On (4.0B, 4.6B)	Add-On	Not supported	Add-On	Not supported	SAP ECC Industry Extension Oil & Gas 6.0
Oil & Gas	SAP Oil & Gas – JVA	Add-On (4.0B, 4.5B, 4.6B)	Add-On	Industry Extension	Industry Extension	Industry Extension	SAP ECC Industry Extension Oil & Gas 6.0
Public Sector	SAP Funds Management	Add-On (4.0B, 4.6B)	Add-On	Industry Extension	Industry Extension	Industry Extension	SAP ECC Enterprise Extension Public Sector Management 6.0/EA-PS 600
Public Sector	SAP HR Public Sector	Add-On (4.0B, 4.5B, 4.6B)	Add-On	Industry Extension	Industry Extension	Industry Extension	SAP ECC Enterprise Extension Human Capital Management 6.0/EA-HR 600
Public Sector	SAP Public Sector Collection & Disbursement	Not supported	Add-On	Add-On	Add-On	Not supported	SAP ECC Industry Extension Public Services 6.0
Telecommunication	SAP RM-CA	Add-On (4.6B)	Add-On	Add-On	Add-On	Not supported	SAP ECC Industry Extension Telecommunications 6.0
Utilities	SAP IS-U/CCS	Add-On (4.6B)	Add-On	Add-On	Add-On	Not supported	SAP ECC Industry Extension Utilities, Waste & Recycling 6.0
Utilities	SAP IS-U/FERC	Add-On (4.6B)	Add-On	Add-On	Industry Extension	Industry Extension	SAP ECC Enterprise Extension FERC: Regulatory Reporting 6.0/EA-FRC 600

Industry Solution	Industry-specific Component	Availability of SAP R/3, SAP R/3 Enterprise, and SAP ECC SERVER Add-Ons					
		SAP R/3 3.1I-4.6B	SAP R/3 4.6C	SAP R/3 Enterprise 47x110	SAP R/3 Enterprise 47x200	mySAP ERP 2004	SAP ERP 6.0
						SAP ECC 5.0	SAP ECC 6.0
Utilities	SAP Waste and Recycling	Not supported	Add-On	Add-On	Add-On	Not supported	SAP ECC Industry Extension Utilities, Waste & Recycling 6.0

4.5.3 Further Add-Ons

The following table lists industry solutions that are available as add-ons to SAP NetWeaver 7.0 or SAP ERP 6.0:

Table 20: Add-On Industry Solutions

Industry Solution	Industry-Specific Component	Availability of Other Add-Ons				
		SAP Basis 4.6C	SAP NetWeaver Application Server 6.10	SAP NetWeaver Application Server 6.20	SAP NetWeaver 2004	SAP NetWeaver 7.0
SAP for Banking	SAP CYT Management	–	–	Add-On	–	Add-On
SAP for Banking	SAP Deposits Management	Add-On	–	Add-On	–	Add-On
SAP for Media	SAP Classified Advertising Management	–	–	–	Add-On	Add-On
SAP for Retail	SAP Forecasting & Replenishment	–	–	–	Add-On (SAP SCM 4.1)	Add-On (SAP SCM 5.0)
SAP for Utilities	SAP IS-U/UCES	–	–	–	Add-On	Add-On
Apparel & Footwear	SAP Apparel & Footwear	Add-On (3.1I, 4.5B)	Add-On	Add-On	Add-On	Not available
SAP for Insurance	SAP Product & Policy Management	–	–	–	Add-On	Add-On

Industry Solution	Industry-Specific Component	Availability of Other Add-Ons				
		SAP Basis 4.6C	SAP NetWeaver Application Server 6.10	SAP NetWeaver Application Server 6.20	SAP NetWeaver 2004	SAP NetWeaver 7.0
SAP for Insurance	SAP Insurance FS-RI	Add-On	Add-On	Add-On	–	Add-On
SAP for Oil & Gas	SAP Oil & Gas Secondary Distribution	–	–	–	–	Add-On (Partner)
SAP for Public Sector	SAP Extended Functions for US Federal Agencies (IS-PS-XT)	–	–	–	–	Add-On



For information about release restrictions for the Industry Solution SAP for Oil and Gas, consult the following SAP Notes on SAP Service Marketplace at <http://service.sap.com/notes>:

- SAP Note [885892](#) (Availability of OGSD in SAP ECC IS-Oil 6.0)
- SAP Note [868403](#) (Release restrictions: SAP ECC Industry Extension Oil&Gas 6.0)

For information about release restrictions for the Industry Solution SAP Beverage, see SAP Note [736674](#) (Additional info on upgrading IS Beverage 461 to ECC 5.0) on SAP Service Marketplace at <http://service.sap.com/notes>.

For inquiries about Partner Add-Ons, contact the relevant partner directly.



If you have an Add-On installed that is classified as a further add-on, an upgrade to SAP ERP 6.0 – SAP ECC SERVER (SAP ECC 6.0) is possible only if the corresponding Add-On upgrade CD has been made available.

4.5.4 Upgrade of Industry Solutions

The new industry solution types with SAP ERP 6.0 (see section 4.5, [Using SAP Industry Add-Ons](#)) follow a number of upgrade paths (see section 2.3, [Valid Source Releases](#)). *Industry Solutions deployed In-Core* has always been part of SAP ECC 6.0 (product instance SAP ECC SERVER). They are automatically upgraded during the upgrade from the prior release to SAP ECC 6.0.

With SAP ERP 6.0, most industry solutions that were formerly available as add-on solutions are now included in software component version SAP ECC 6.0 (product instance SAP ECC SERVER). There they are either considered as *Industry Solutions deployed as Enterprise Extension Sets* or they are considered as *Industry Solutions deployed as Industry Extension Sets*.

Upgrade Process

You can activate these industry solutions using the Switch Framework, which also supports the direct upgrade of industry solutions to SAP ECC SERVER.



The direct upgrade of these industry solutions using the Switch Framework is supported for all SAP-owned industry solutions under maintenance.



For more information about the activation of industry solutions, see the following SAP Notes on SAP Service Marketplace at <http://service.sap.com/notes>:

- SAP Note [838003](#) (Industry add-ons integrated into SAP ECC 6.0)
- SAP Note [838002](#) {Add-ons (non-IS) that are integrated into SAP ECC 600}
- SAP Note [877008](#) (Composite SAP note about Switch BC Sets)

During the upgrade of the earlier industry solutions to SAP ERP 6.0 – SAP ECC SERVER, the relevant Business Function Set is activated automatically. This ensures a smooth transition to industry-specific functions which are now deployed with the switch framework.



SAP ECC Industry Extension Public Services 6.0 includes the Industry Solution, Higher Education & Research and the Industry Solution Public Sector. Both Industry Solutions are assigned to different business function sets, although they technically belong to the same software component. The business function set to be activated during installation must be defined during the upgrade process.

For more information, see SAP Note [850111](#) (*Business Function Sets for upgrading from IS-PS-CA 4.64 - 47*).



Within the Switch Framework (see Master Guide SAP ERP 6.0), it is possible to activate one Industry Business Function Set only, while several Generic Business Functions can be activated in parallel.

We did not change the need to upgrade activities for *Industry Solutions deployed as Add-Ons* (see section 4.5.3, [Further Add-Ons](#)) when we retrofit industry solutions into the standard product. You still need to upgrade these industry solutions using a supplemental DVD.



Customers who have implemented IS Add-ons in their source systems must review the following documents:

- Industry-specific Upgrade Guides on SAP Service Marketplace at <http://service.sap.com/instguides>
- SAP Note [86985](#) (*R/3 releases for SAP R/3 add-ons as of 4.0A*) on SAP Service Marketplace at <http://service.sap.com/notes>.

For an overview of the various industry solutions, see sections 4.5.1 – 4.5.3.

You can find more details in the *SAP ERP 6.0 Master Guide* on SAP Service Marketplace at <http://service.sap.com/erp-inst> → *SAP ERP 6.0*. This document also explains the *Switch Framework* and the activation of industry function sets.

Checking Upgrade Results

Once industry solutions have been upgraded and activated, it is sometimes necessary to check the activation and upgrade result. The following table lists the SAP Notes that can help you with such tests.

Table 21: Checking Upgrade Results

SAP Note	Title
884081	<i>Additional info on installing/activating IS-CWM on ECC 6.0</i>
874546	<i>Installing/activating FI-CAX on ECC 6.0 - additions</i>
874477	<i>Additions to Inst./Activation of IS-T ECC 6.0</i>
874416	<i>Additions to Inst/Activtn of Utilities on ECC 6.0</i>
874414	<i>Additions to Inst/Activtn of IS-PS-CA on ECC 6.0</i>
874411	<i>Additional info about installing/activating IS-M on ECC 6.0</i>
874199	<i>Additional info IS H Inst/Activatn on ECC 6.0</i>
873734	<i>Additional Inst./Activation INSURANCE to ECC 6.0</i>
874414	<i>Additions to Inst/Activtn of IS-PS-CA on ECC 6.0</i>
874471	<i>Additions to Inst/Activatn of ECC-DIMP on ECC 6.0</i>
874541	<i>Add info on installing/activating IS-OIL/IS-MINE on ECC 6.0</i>

5. SAP ERP 6.0: Upgrade

Overview

SAP ERP 6.0 consists of many key functional areas, and these key functional areas in turn consist of various processes and role-based Work Centers that implement individual functions.

You can implement SAP ERP 6.0 in a number of landscapes. The following section describes the upgrade of the SAP ERP 6.0 key functional areas for recommended system landscapes. (See also section 4.3.2.3, [Upgrade of SAP ERP 6.0 - Portal Content](#).)

The system landscapes mentioned in the following sections are based on the general system landscapes described above, and were created with the intention to document a variety of possible landscape designs. Customers must adapt the recommended landscapes to their specific situation, especially with respect to customer-specific operating requirements or sizing needs.

Documentation References

The *SAP ERP 6.0 Master Guide* informs you about system landscapes. This guide contains information about individual processes or role-based Work Centers of SAP ERP 6.0, the language and country availability of each process, and the key functional areas of SAP ERP. For more information, see SAP Service Marketplace at <http://service.sap.com/erp-inst> → *SAP ERP 6.0*.

If you do not plan to use or wish to upgrade each process of all key functional areas, then you need information about the technical software product instances required to implement a certain processes or role-based Work Centers. The software component matrix for SAP ERP includes such information for SAP ERP 6.0. Software component information at the process level is described as follows:

- The (present) *SAP ERP 6.0 Upgrade Master Guide* describes component information on the level of Key Functional Areas of SAP ERP 6.0.
- The *SAP ERP 6.0 Master Guide* describes software component information on both levels – that is of Key Functional Areas and individual processes.

Both guides are available on SAP Service Marketplace at <http://service.sap.com/erp-inst>.

When planning an upgrade, or when building an upgrade, or in the post upgrade phase, you might require additional tools and services not described here. The SAP Upgrade Info Center (on SAP Service Marketplace at <http://service.sap.com/upgrade>) serves as an entry point for upgrade-related solution information, tools, and offerings. The Upgrade Tools & Technology sub-area is particularly interesting for information about SAP upgrade tools and technology.

5.1 End-User Service Delivery

The key functional area *End-User Service Delivery* consists of functions that are used in company-wide business processes and that consequently include processes from almost all other key capabilities of SAP ERP.

We document the generic business processes or the Role-Based Work Centers of SAP ERP in *List of Processes and Role-Based Work Centers SAP ERP EHP <Number of enhancement package>*. You find it in the following path in SAP Service Marketplace:

<http://service.sap.com/erp-ehp> - > Media Library - SAP enhancement packages -> Category Enhancement Packages - General.

5.1.1 End-User Service Delivery: Role-Based Work Centers

Specific business needs addressed by the following role-based work centers of SAP ERP are described below:

- **Business Unit Analyst**
Enables financial analysts and controllers to monitor situations within their business unit, react to critical situations, organize the planning process, and collaborate effectively with line managers and project managers within their unit.
- **Buyer**
Supports buyers in their day-to-day purchases (operational procurement) for both materials and services procurement.
- **Development Collaboration**
Provides a single point of entry for all activities related to collaboration in product development and design. It supports employees who are responsible for communicating with external partners and suppliers in the area of product development. This includes data export/import to the cFolders application and browsing the product structure. It also includes the integration of cFolders notifications into the Universal Worklist (UWL) of the system with the usage type EP Core.
- **Employee Self-Service (ESS)**
Allows employees to maintain their personal information and control many administrative transactions and other processes otherwise handled by Human Resources staff. The goal of ESS is to streamline approval processes and tasks, such as viewing vacation time or choosing benefits. SAP ESS not only grants better access to personal data, it also informs employees of changes in their life and work events by integrating applications with support information.
- **HR Administrator**
Provides real-time integration for collaboration within the entire organization, that is, from the individual employee to executive management. The responsible HR Administrator deals with HR data of the employees, and receives work items which are triggered from other role-based Work Centers and processes already defined within the organization.



As of SAP ERP Enhancement Package 2005.1, we changed the user interface technology for the role-based Work Center HR Administrator from the Web Dynpro Java technology to the Web Dynpro for ABAP technology. Development activities for these technologies are made in different product instances of SAP ERP 6.0 or SAP ENHANCE PACKAGE 2005.1 — that is, Java Web Dynpro is part of SAP XSS (Self Services), and ABAP Dynpro is part of SAP ECC. This change influences the system landscape, and the implementation or upgrade of systems, where the role-based Work Center HR Administrator is used.

For more information, see SAP Service Marketplace at <http://service.sap.com/notes> → SAP Note [1024326](#) (New Applications for role HR Administrator).

- Internal Sales Representative

Delivers all the functions to fulfill the requirements of an Internal Sales Representative. This includes tasks, such as answering phone calls from customers and prospective customers, processing incoming inquiries and sales orders, and preparing quotations and sales contracts.

- Invoicing Clerk

Enables working with the Invoice Management System. The target group of this role-based Work Center is the invoicing clerk who is responsible for the incoming invoices in the logistics department.

The Invoice Management System (IMS) allows the processing of incoming electronic invoices (with and without purchase order references) on an exception basis.

- Maintenance Technician

Provides a simple user interface for maintenance execution, request processing, and confirmations and reporting. It also displays the asset structure.

- Manager Self-Service (MSS)

Provides line managers, team leaders, project leaders, and department heads in the enterprise with tools to help them accomplish their goals quickly and easily. Central departments, such as Controlling or Human Resources, can present personalized information in the user's portal, enabling managers to find their information in their own portal, in the right place at the right time.

- Plant Manager and Production Supervisor

Uses manufacturing intelligence dashboards to provide configurable entry pages that deliver alerts, KPIs, manufacturing content, work lists, and production confirmations. Role-based Work Centers provide decision support needed by production personnel to respond to exceptions and unforeseen changes in demand or supply and to deliver superior production performance through increased transparency. Dashboards are also available for new role-based Work Centers, maintenance technicians, and quality inspectors to leverage transparency and promote collaboration on the shop floor.

- Project Self-Service (PSS)

Provides an intuitive user interface which supports project leads and project team members in the main areas of their daily work. PSS relies on cProjects and is part of portal content for SAP ERP 6.0.

- Quality Inspector

Addresses quality inspection tasks in different industries and processes. Quality inspectors are responsible for tasks such as:

- Inspection lot processing.
- Sample drawing.
- Results and defects recording (values of inspection characteristics, nonconformity data).
- Execution of quality control charts.

These tasks comprise highly repetitive steps that require rapid data entry. Personalized work lists are available for inspection lots and notifications or tasks for exceptions.

- Supplier

Provides suppliers with a single-point of access to data and transactions in SAP Supplier Self-Services, thus integrating self-service capabilities as part of the end-to-end procurement process.

The following Business Packages include common or additional content:

- **Common Parts**
Contains common areas used in several role-based Work Centers within SAP ERP 6.0. It must be deployed on the same server as the other Business Packages mentioned above.
- **Self-Service Administrator**
Allows an administrator to configure Self-Service applications, such as SAP Employee Self-Service and SAP Manager Self-Service. With this package you can, for example, add entries to the helper area on a screen, or skip the *Review* screen completely in a certain scenario. Your role-based Work Center-specific configuration is stored in the Portal Content Directory of the usage type EP Core.

5.1.2 End-User Service Delivery: Processes

In addition to role-based Work Centers, the key functional area End-User Service Delivery includes processes. The *Operating an Employee Interaction Center* (SAP Employee Interaction Center – EIC) process allows customers to reach the following goals:

- Decrease cost of certain HR services, such as the service **Answer Benefits Enrollment Questions of Your Workforce**.
- Improve services through rapid resolution of employee requests, such as solution database, interactive scripting, and contact history and multiple communication channels, such as telephone, e-mail, letter, fax, or chat.
- Provide increased efficiency and cost transparency through standardized HR processes and services (service level agreements).

To fully utilize this process, you must evaluate SAP CRM, SAP ERP, and SAP ERP Human Capital Management.

5.1.3 System Landscape

Based on the *Minimal System Landscape* model (see *SAP ERP 6.0 Master Guide* and section 2.4.1, [Minimal System Landscape](#)), the following figure illustrates an example of a full-fledged system landscape for the key functional area End-User Service Delivery.

It consists of the product instances and software components discussed in more detail in the *SAP ERP 6.0 Master Guide*.

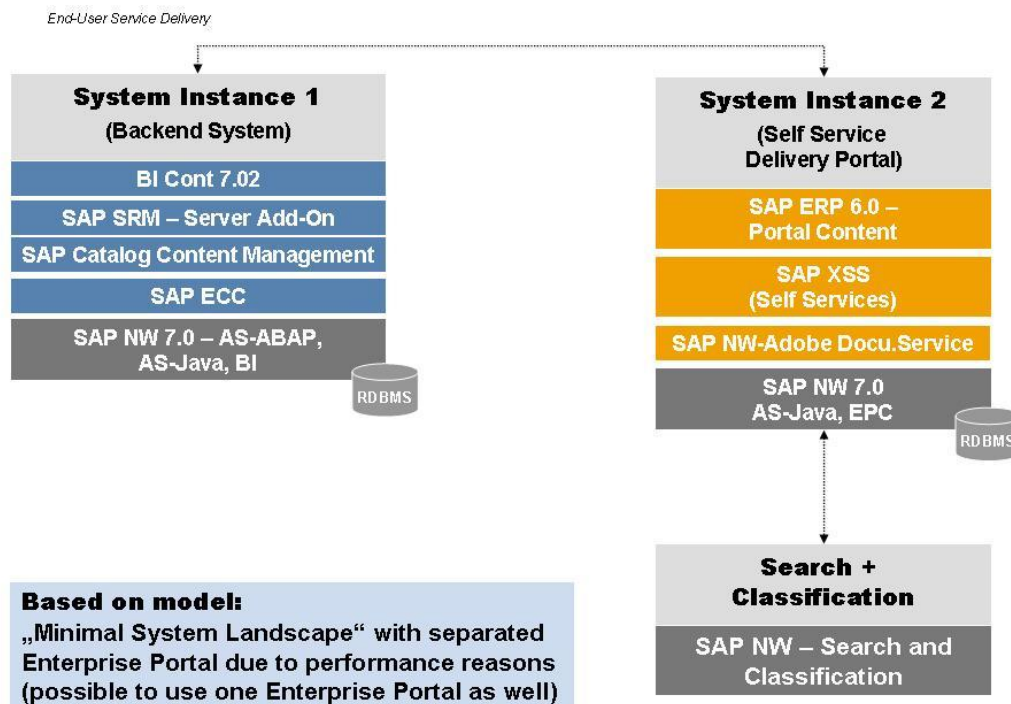


Figure 9: System Landscape for the *End-User Service Delivery* Key Functional Area

Within the Self-Services function of the End-User Service Delivery key functional area, you can perform the following actions:

- Operate a system landscape that has all components installed on one system instance (all-in-one-deployment).
To do so, install the Business Packages (product instance Business Content) on the same instance as the XSS components (product instance SAP XSS (SELF SERVICES)). For more information, see section 4.3.2, [Upgrade of Product Instances SAP XSS and Portal Content](#).
- Install an additional system instance of product instance SAP NW EP Core on a separate system instance, following the *federated portal concept* installation method. You could do this to address load balancing problems.
- For more information about the federated portal concept, see the Master Guide SAP NetWeaver 7.0 on SAP Service Marketplace at <http://service.sap.com/instguidesNw70>.



You need a dedicated system for SAP Solution Manager and you must install the related front-end components.



For more information about system landscapes, or for more details about the implementation sequence, or product instances/software components, see the *SAP ERP 6.0 Master Guide* on SAP Service Marketplace at <http://service.sap.com/erp-inst> → *SAP ERP 6.0*

5.1.4 Upgrade Sequence

The following table describes the suggested sequence of upgrade or installation steps to perform to have a full-fledged system landscape.



For information about the required component versions and patch levels, see the following sources of information:


- The *Software Component Matrix* and the current Support Package Stacks on SAP Service Marketplace at <http://service.sap.com/sp-stacks>.
- The Release Notes issued for SAP ERP; see *SAP Note 849887* (*SAP ERP 6.0: Support Package Stacks Release and Info Note*), and the following SAP Notes: [774615](#), and [1088904](#), on SAP Service Marketplace at <http://service.sap.com/notes>.





We recommend that you adhere to the component versions and patch levels documented in the latest Release Information Note for SAP ERP.



All product instances of SAP ERP 6.0 are technically independent of each other with regard to the installation sequence. This means that these components can be installed or upgraded in any order if not mentioned as prerequisites. For example, when you install an ABAP Add-On component, it does not matter whether any other ABAP Add-On of SAP ERP is installed on the same system instance.



Table 22: Upgrade of the *End-User Service Delivery* Key Functional Area


Step	Action [Corresponding documentation from http://service.sap.com/instguides]	Remarks and Subsequent Steps [Additional documentation from http://service.sap.com/instguides]
SYSTEM INSTANCE 1 (Back-end System)		
1	<p>Upgrade your SAP R/3 system or your SAP ECC 5.0 system to SAP ECC 6.0 (Product instance SAP ECC SERVER).</p> <p>Documentation Reference</p> <ul style="list-style-type: none"> • Upgrade Guide – SAP ERP Central Component 6.0 • SAP Note 826092 (Add. info. on upgrading to SAP ERP Central 	<p>This upgrade covers all software components contained in product instance SAP ECC SERVER. All additional add-on components are upgraded using a supplemental CD.</p>  <p>For information about the software components of SAP ECC SERVER, see the <i>SAP ERP 6.0 Master Guide</i></p>

Step	Action [Corresponding documentation from http://service.sap.com/instguides]	Remarks and Subsequent Steps [Additional documentation from http://service.sap.com/instguides]
	<p>Component 6.0), or successor notes (for SAP ERP 6.0 SR3 for example SAP Note 1088904 (Add. info. on upgrading to SAP ECC 6.0 SR3 ABAP))</p>	<p>on SAP Service Marketplace at http://service.sap.com/erp-inst.</p> <ul style="list-style-type: none"> • During the upgrade (BIND_PATCH phase), you must bind all ABAP Support Packages that are available for SAP ECC 6.0. • Contrary to prior releases, the following ABAP Add-On product instances are upgraded automatically: <ul style="list-style-type: none"> ○ SAP E-Recruiting (ERECRUIT 600) ○ SAP LSO Frontend (ABAP)/LSOF 600 ○ SAP FSCM Server (ABAP) ○ SAP SEM • An alternative to a new installation of these product instances (not shown in the above figure) applies if you already have a server with one of these product instances in operation before the upgrade. In this case, it is possible to upgrade this server and to operate a separate server in your landscape. • The decision to install ERECRUIT on a separate server depends on your requirements. For more information, see SAP Note 830591 (<i>Installing ERECRUIT 600</i>) <div data-bbox="884 1653 951 1720">  </div> <p>For more information, see section 5.4, Human Capital Management, and refer to System Landscape <i>Distributed System with Firewall</i> of the <i>SAP ERP 6.0 Master Guide</i> on SAP Service Marketplace at http://service.sap.com/erp-inst.</p>

Step	Action [Corresponding documentation from http://service.sap.com/instguides]	Remarks and Subsequent Steps [Additional documentation from http://service.sap.com/instguides]
2	<p>Install product instance SAP SRM Server (software component SAP SRM SERVER 5.5) as an add-on to system instance 1 (back-end system).</p> <p>OR</p> <p>Install this as separate system instance.</p> <p>Documentation Reference</p> <ul style="list-style-type: none"> • Upgrade Guide – SAP Supplier Relationship Management Server 5.5 • SAP ERP 6.0 Master Guide 	<p>Depending on the deployment option, either of the following product instances of SAP ERP 6.0 are used:</p> <ul style="list-style-type: none"> • Add-On: SRM Server Add-On • Separate: SRM Server <p>An alternative to a new installation of the SRM Server 5.5 software component (not shown in the above figure) applies if you already have an SRM Server in operation before the upgrade. In this case, it is possible to upgrade the SRM Server and to operate a separate SRM Server in your landscape.</p>
3	<p>Install SAP Content Catalog Management (software component SAP CCM 2.0/ product instance SAP SRM Catalog Content Mgmt)</p> <p>OR</p> <p>Upgrade from SAP Content Catalog Management (CCM) 1.0</p> <p>ALTERNATIVELY:</p> <p>Install product instance SAP SRM - CCM SRM-MDM Catalog</p> <p>Documentation Reference</p> <p>See SAP Notes 835170, 835169, 843867, 814446 and 967088 on SAP Service Marketplace at http://service.sap.com/notes.</p>	<p>The product instance SAP Catalog Content Management (SAP CCM 2.0) can be installed on any system based on the usage type AS ABAP.</p>
4	<p>Install the BI Content Add-On which corresponds to SAP ERP 6.0 (software component BI_CONT Release 7.02, or compatible).</p>	 <p>For more information, see SAP Note 847019 (<i>BI_CONT 7.02: Installation and Upgrade Information</i>) on SAP Service Marketplace at http://service.sap.com/notes.</p> <p>Upgrade from earlier releases is automatically performed during upgrade of the usage type Business Intelligence in step 1 – Upgrade of SAP R/3 System.</p>

Step	Action [Corresponding documentation from http://service.sap.com/instguides]	Remarks and Subsequent Steps [Additional documentation from http://service.sap.com/instguides]
		 For more information, see section 4.2.1, Usage Type Business Intelligence .
5	Add-In installation of usage type AS Java If you start your upgrade from an ABAP-based SAP R/3 system, install a system with the usage type AS Java. Documentation Reference <i>Installation Guide – SAP NetWeaver 7.0 on <Operating System>: <Database></i>	<ul style="list-style-type: none"> • If you start your upgrade from an SAP ECC 5.0 system with a separate SAP NetWeaver Application Server Java 6.40, the system is upgraded to the usage type AS Java directly. • The usage type AS Java includes product instance SAP NW – Adobe Docu.Service.  For more information, see the following: <ul style="list-style-type: none"> • <i>Upgrade Guide SAP NetWeaver 7.0 Java</i> on SAP Service Marketplace at http://service.sap.com/instguidesNw70 • SAP Note 834573 (Interactive Forms based on Adobe Acrobat/Reader version) on SAP Service Marketplace at http://service.sap.com/notes.
SYSTEM INSTANCE 2 (Self-Service Delivery Portal)		
6	Install a system based on the usage type EP Core, or upgrade your existing SAP NetWeaver Portal to a system based on usage type Enterprise Portal. Documentation Reference <ul style="list-style-type: none"> • Upgrade Guide SAP NetWeaver 7.0 Java • Installation Guide – SAP NetWeaver 7.0 on <Operating 	Depending on your source release, the following upgrade paths exist: <ul style="list-style-type: none"> • SAP EP 6.0_640: You can upgrade directly to the usage type Enterprise Portal. (An upgrade to usage type EP Core is not possible). • SAP EP 6.0 SP02, SAP EP 5.0 SP06 and SAP Workplace 2.11: No direct upgrade to the usage type

Step	Action [Corresponding documentation from http://service.sap.com/instguides]	Remarks and Subsequent Steps [Additional documentation from http://service.sap.com/instguides]
	<p>System>: <Database></p> <ul style="list-style-type: none"> Content Management & Collaboration (CMC) is included in the Enterprise Portal installation, only. For possible limitations on migrating a system based on usage type EP Core to a system based on usage type Enterprise Portal, check SAP Note 852235 (Release Limitations for SAP ERP 6.0). 	<p>Enterprise Portal is possible. You must first migrate to SAP EP 6.0_640 (SAP NetWeaver '04) before you can upgrade to SAP NetWeaver 7.0.</p> <ul style="list-style-type: none"> The usage type AS Java includes the product instance SAP NW – Adobe Docu.Service.  <p>For more information, see section 4.2.4, Usage Type Enterprise Portal.</p>
7	<p>Install product instance SAP XSS (Self Services), if not upgraded in step 6 (Upgrade of SAP NW - Enterprise Portal).</p> <p>Documentation Reference</p> <ul style="list-style-type: none"> Installation Guide – Upgrade Guide – SAP Enterprise Resource Planning 6.0: Java SAP ERP 6.0 Master Guide 	<p>The product instance SAP XSS (Self Services) consists of the following software components:</p> <ul style="list-style-type: none"> MSS 600 ESS 600 IS HER-CSS 600 ASR 600 PSS 600 PCUI_GP 600 <p>You can install the complete SAP XSS (Self Services) package using the ERP Java installer, which is the default mode. You will find patches for each of these subcomponents on SAP Service Marketplace.</p>  <p>Any system landscape either comprising a back-end system with a separate SAP NW - Enterprise Portal, or a SAP NW – EP Core system with a separate SAP XSS (Self Services) system is no longer supported in SAP ERP 6.0.</p> <p>In the future, SAP XSS (Self Services) must be installed on the same system instance of the usage type <i>EP Core</i> and <i>Portal Content</i>. When upgrading your SAP XSS (Self Services) system, the system with usage type EP Core is installed</p>

Step	Action [Corresponding documentation from http://service.sap.com/instguides]	Remarks and Subsequent Steps [Additional documentation from http://service.sap.com/instguides]
		<p>automatically. For more information, see section 4.3.2, Upgrade of Product Instances SAP XSS and Portal Content.</p>  <p>We recommend that you check the capacity of the server, because during the upgrade of SAP XSS (Self Services), the usage type EP Core is also installed.</p> <p>Depending on the processes you would like to implement, you should consider using SAP NetWeaver Rapid Installer. For more information about the installation and configuration wizard, see section 4.4, SAP NetWeaver Rapid Installer.</p>
8	<p>Install the relevant Business Packages (product instance Portal Content). Depending on the processes implemented, download and install any additional Business Packages.</p> <p>Documentation Reference</p> <ul style="list-style-type: none"> • SAP ERP 6.0 Master Guide • Upgrade Guide – SAP Enterprise Resource Planning 6.0: Java 	<p>For more information about portal content, visit SAP Service Marketplace at http://service.sap.com/ep-content.</p> <p>For more information, see section 4.3.2, Upgrade of Product Instances SAP XSS and Portal Content.</p>
Product Instance SAP NW – Search and Classification		
9	<p>Install SAP NW - Search and Classification (TREX). After installing SAP NW – Search and Classification, you must configure the systems that communicate with it.</p> <ul style="list-style-type: none"> • If the ABAP applications access TREX functions using the TREX ABAP client and the RFC protocol, then you must perform the post-installation steps to set up an RFC connection. • If the Java applications access TREX functions using the TREX Java client and the HTTP/HTTPS protocol, then 	<p>You must perform a migration if you already have TREX 6.1 (SP01) running in your system landscape. The migration procedure does not change the existing system. However, you must install the new TREX system parallel to the existing system and then carry out a migration of the existing indexes, queues, and configuration files for the new system.</p> <p>For more information, see section 4.2.6, Standalone Engine Search and Classification (TREX).</p>

Step	Action	Remarks and Subsequent Steps
	<p>[Corresponding documentation from http://service.sap.com/instguides]</p> <p>you must perform the post-installation steps to set up an HTTP connection.</p> <p>Note that some applications use both the ABAP and the Java client.</p> <p>Documentation Reference</p> <p><i>Installation Guide – Search and Classification (TREX)</i></p> <p><i>Component Migration Guide – Search and Classification (TREX)</i></p>	<p>[Additional documentation from http://service.sap.com/instguides]</p>



Many of the upgrade or installation steps listed above can be carried out in parallel, for example, the upgrade or installation of SAP NetWeaver Business Intelligence and SAP NetWeaver Portal, Search & Classification, and SAP NetWeaver Application Server Java for J2EE applications.

5.2 Analytics

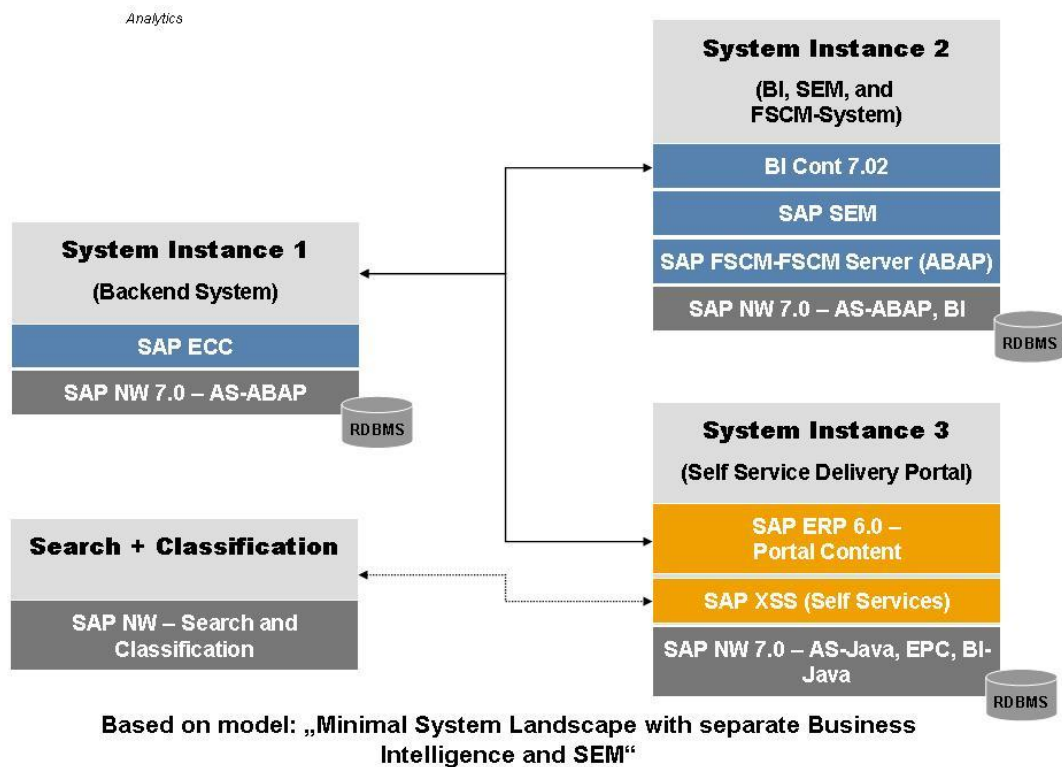
Analytics provides functionality for strategic enterprise management, financial analytics, operations analytics, and workforce analytics. It assists you in adapting your business operations to the results from business analytics, thus improving the decision-making process. At the same time, Analytics helps you optimize business processes across functions to improve overall business performance.



For more information about individual processes of SAP ERP 6.0, or the language and country availability on the process level, see the *SAP ERP 6.0 Master Guide* on SAP Service Marketplace at <http://service.sap.com/erp-inst> → *SAP ERP 6.0*.

5.2.1 System Landscape

The following figure illustrates an example of a full-fledged system landscape for the key functional area Analytics of SAP ERP 6.0. It is based on the *Minimal System Landscape* model. For more information about a minimal system landscape, see the *SAP ERP 6.0 Master Guide*.

Figure 10: System Landscape for the *Analytics* Key Functional Area

We recommend that you do not install all components on one host, but rather distribute the components among several hosts.

There are several possibilities for distributing the components. The above figure provides just one example. Distribution of components depends on many factors, such as sizing, security, available hardware, and so on. In practice, any distribution of components among hosts is possible, ranging from a minimal system landscape to the maximum distributed landscape. All landscape alternatives are described in the *SAP ERP 6.0 Master Guide*.

Business Intelligence is an integral part of the usage type Business Intelligence and does not need to be installed explicitly. To deploy an SAP NetWeaver system as a Business Information Warehouse system, you must install and activate the BI Content add-on. This component is installed using the SAINT tool.



You additionally need a dedicated system for SAP Solution Manager and you must install the related front-end components.

For more information about the Stack Strategy of SAP, see SAP Service Marketplace at <http://service.sap.com/sp-stacks> → *SAP ERP 6.0*.

5.2.2 Upgrade Sequence

The following table describes the recommended sequence of upgrade or installation steps that you should perform to obtain a full-fledged system landscape.



For information about the required component versions and patch levels, see the Software Component Matrix, the current Support Package Stacks on SAP Service Marketplace at <http://service.sap.com/sp-stacks>, and the following SAP Notes: [774615](#), and [1088904](#).

The Release Notes also document the required component versions and patch levels for every Support Package Stack. For more information, see *SAP Note [849887](#) (SAP ERP 6.0: Support Package Stacks Release and Info Note)* on SAP Service Marketplace at <http://service.sap.com/notes>.








We recommend that you adhere to the component versions and patch levels documented in the latest ERP Release and Information Note (for SAP ERP 6.0 SR3, for example, this would be SAP Note [1093628](#)).



All product instances of SAP ERP 6.0 are technically independent of each other with regard to the installation sequence. This means that these components can be installed or upgraded in any order if not mentioned as prerequisites. For example, when you install an ABAP Add-On component, it does not matter whether any other ABAP Add-On of SAP ERP is installed on the same system instance.




Table 23: Upgrade of the Analytics Key Functional area

Step	Action	Remarks and Subsequent Steps
	[Corresponding Documentation from http://service.sap.com/instguides]	[Additional Documentation from http://service.sap.com/instguides]
SYSTEM INSTANCE 1 (Back-end System)		
1	<p>Upgrade your SAP R/3 system or your SAP ECC 5.0 system to SAP ECC 6.0 (Product instance SAP ECC SERVER).</p> <p>Documentation Reference</p> <ul style="list-style-type: none"> Upgrade Guide – SAP ERP Central Component 6.0 SAP Note 826092 (Add. info. on upgrading to SAP ERP Central Component 6.0), or successor notes (for SAP ERP 6.0 SR3 for example SAP Note 1088904 (Add. info. on upgrading to SAP ECC 6.0 SR3 ABAP)) 	<p>This step is mandatory if EC-CS is used. If SEM-BCS with SAP R/3 is used, refer to <i>SAP Note 836726 (Release strategy for EC-CS and SEM-BCS R/3-based)</i> for further details.</p> <p>This upgrade includes all software components that are part of the product instance SAP ECC SERVER. All additional add-on components are upgraded using a supplemental CD</p> <p>During the upgrade (BIND_PATCH phase), bind all ABAP Support Packages that are available for SAP</p>

Step	Action [Corresponding Documentation from http://service.sap.com/instguides]	Remarks and Subsequent Steps [Additional Documentation from http://service.sap.com/instguides]
		<p>ECC 6.0.</p>  <p>For more information about the software components of SAP ERP 6.0 – SAP ECC SERVER, see the <i>SAP ERP 6.0 Master Guide</i> on SAP Service Marketplace at http://service.sap.com/erp-inst.</p>
SYSTEM INSTANCE 2 (BI, SEM, and FSCM Systems)		
2	<p>If you are using SAP NetWeaver Business Intelligence, then you must perform the following steps:</p> <ul style="list-style-type: none"> • Upgrade to a system based on the usage type Business Intelligence with BI_CONT Add-on 7.02 • Install the add-on product instances SAP FSCM Server (ABAP)/FINBASIS and SAP SEM. • To use the complete functional scope of SAP SEM, you need to configure a separate system with SAP NW – EP Core, AS Java, and BI – Java <p>Documentation Reference <i>Installation Guide SAP NetWeaver 7.0 on <Operating System>: <Database></i></p>	<ul style="list-style-type: none"> • While upgrading the SAP NW Business Intelligence server, you must also update the BI_CONT Add-on. The upgrade process prompts you for the required data medium at the appropriate point in time. This prompt also appears if the add-on is not installed in your system, which is the case if your BW source release is 3.0B or lower.  <p>For more information about the upgrade to BI_CONT 7.02, see <i>SAP Note 847019 (BI_CONT 7.02: Installation and Upgrade Information)</i> on SAP Service Marketplace at http://service.sap.com/notes.</p> <ul style="list-style-type: none"> • SAP FSCM Server (ABAP)/FINBASIS is a technical requirement for SAP SEM.  <p>For more information about the upgrade process of SAP SEM, see SAP Notes 855382 and 852447.</p> <ul style="list-style-type: none"> • The product instances SAP FSCM Server (ABAP)/FINBASIS and SAP

Step	Action [Corresponding Documentation from http://service.sap.com/instguides]	Remarks and Subsequent Steps [Additional Documentation from http://service.sap.com/instguides]
		<p>SEM are upgraded automatically if earlier versions are already installed.</p>  <p>For more information, visit the SAP Service Marketplace at:</p> <ul style="list-style-type: none"> • http://service.sap.com/instguidesNw70 • http://service.sap.com/bw
3	<p>Install the BI Content Add-On which corresponds to SAP ERP 6.0 (software component BI_CONT Release 7.02, or compatible).</p>	<p>For more information about installing and upgrading to BI_CONT 7.02, see SAP Note 847019 (BI_CONT 7.02: Installation and Upgrade Information) on SAP Service Marketplace at http://service.sap.com/notes.</p> <p>Upgrade from earlier releases is automatically performed during the upgrade of the usage type Business Intelligence (step 2).</p>  <p>For more information, see section 4.2.1, Usage Type Business Intelligence.</p>
SYSTEM INSTANCE 3 (Self-Service Delivery Portal)		
4	<p>Install a system based on the usage type EP Core, or upgrade your existing SAP Enterprise Portal to a system based on usage type Enterprise Portal.</p> <ul style="list-style-type: none"> • The installation of SAP NW – BI Java, which requires EP Core and AS Java in the same system, enables you to use the complete functional scope of SAP SEM. • Content Management & Collaboration (CMC) is included in the Enterprise Portal installation. <p>Documentation Reference</p>	<p>Depending on your source release, the following upgrade paths exist:</p> <ul style="list-style-type: none"> • <i>SAP EP 6.0_640</i>: You can upgrade directly to the usage type Enterprise Portal (an upgrade to usage type EP Core is not possible). • <i>SAP EP 6.0 SP02, SAP EP 5.0 SP06, and SAP Workplace 2.11</i>: There is no direct upgrade to the usage type Enterprise Portal. You must first migrate to SAP NetWeaver Portal 6.0_640

Step	Action [Corresponding Documentation from http://service.sap.com/instguides]	Remarks and Subsequent Steps [Additional Documentation from http://service.sap.com/instguides]
	<ul style="list-style-type: none"> • Upgrade Guide SAP NetWeaver 7.0 Java • Installation Guide – SAP NetWeaver 7.0 on <Operating System>: <Database> • Content Management & Collaboration (CMC) is included in the Enterprise Portal installation, only. For possible limitations on migrating a system based on usage type EP Core to a system based on usage type Enterprise Portal, check SAP Note 852235 (Release Limitations for SAP ERP 6.0). 	<p>(SAP NetWeaver 7.04) before you can upgrade to SAP NetWeaver 7.0.</p>  <p>For more information, see section 4.2.4, Usage Type Enterprise Portal.</p>
5	<p>Install product instance SAP XSS (Self Services), if not also upgraded in step 4 (upgrade of SAP NetWeaver Portal).</p> <p>Documentation Reference</p> <ul style="list-style-type: none"> • Installation Guide – Upgrade Guide – SAP Enterprise Resource Planning 6.0: Java • SAP ERP 6.0 Master Guide 	<p>The product instance SAP XSS (Self Services) consists of the following software components:</p> <ul style="list-style-type: none"> • MSS 600 • ESS 600 • IS HER-CSS 600 • ASR 600 • PSS 600 • PCUI_GP 600 <p>You may install SAP XSS (Self Services) completely using the ERP Java installer, which is the default mode.</p> <p>Depending on the installation, you must install Support Packages for SAP ERP and SAP ERP HCM.</p>  <p>For more information about patches available for each of these components, visit SAP Service Marketplace.</p> <p>A system landscape comprising a back-end system with a separate SAP NW – Enterprise Portal, or SAP NW – EP Core and SAP XSS (Self Services) system, is no longer supported with SAP ERP 6.0.</p>

Step	Action [Corresponding Documentation from http://service.sap.com/instguides]	Remarks and Subsequent Steps [Additional Documentation from http://service.sap.com/instguides]
		<p>In the future, SAP XSS (Self Services) must be installed on the same system instance together with the usage types EP Core and Portal Content. When upgrading your SAP XSS (Self Services) system, a system with the usage type EP Core is automatically installed.</p>  <p>For more information, see section 4.3.2, Upgrade of Product Instances SAP XSS and Portal Content.</p>  <p>We recommend that you check the capacity of the server, because during the upgrade of SAP XSS (Self Services), the type EP Core is also installed.</p> <p>Depending on the processes you would like to implement, you should consider using SAP NetWeaver Rapid Installer.</p>  <p>For more information about the installation and configuration wizard, see section 4.4, SAP NetWeaver Rapid Installer.</p>
6	<p>Install the relevant Business Packages (product instance Portal Content). Depending on the processes implemented, download and install additional Business Packages.</p> <p>Documentation Reference</p> <ul style="list-style-type: none"> • SAP ERP 6.0 Master Guide • Upgrade Guide – SAP Enterprise Resource Planning 6.0: Java 	<p>For more information on portal content, visit SAP Service Marketplace at http://service.sap.com/ep-content.</p> <p>For more information, see section 4.3.2, Upgrade of Product Instances SAP XSS and Portal Content.</p>
SYSTEM INSTANCE 4 (SAP NW - Search and Classification)		
7	Install SAP NW Search and Classification (TREX).	You must perform a migration if you already have TREX 6.1 (SP01)

Step	Action [Corresponding Documentation from http://service.sap.com/instguides]	Remarks and Subsequent Steps [Additional Documentation from http://service.sap.com/instguides]
	<p>After installing SAP NW – Search and Classification, you must configure the systems that communicate with it.</p> <ul style="list-style-type: none"> • If ABAP applications access TREX functions using the TREX ABAP client and the RFC protocol, then you must perform the post-installation steps to set up an RFC connection. • If Java applications access TREX functions using the TREX Java client and the HTTP/HTTPS protocol, then you must perform the post-installation steps to set up an HTTP connection. <p>Note that some applications use both the ABAP and the Java client.</p> <p>Documentation Reference <i>Installation Guide – Search and Classification (TREX)</i></p>	<p>running in your system landscape.</p> <p>The migration procedure does not change the existing system. However, you must install the new TREX system parallel to the existing system and carry out a migration of the existing indexes, queues, and configuration files for the new system.</p> <p>For more information, see:</p> <ul style="list-style-type: none"> • Section 4.2.6, Standalone Engine Search and Classification (TREX) • Component Migration Guide – Search and Classification (TREX)

5.3 Financials

SAP ERP Financials provides a complete financial management and accounting solution for a broad range of industries. The solution enables your enterprise to optimize its financial supply chain and improve internal control processes for effective corporate governance.

With SAP ERP Financials, you can:

- Realize secure and transparent accounting, improve analytical capability, and proactively manage business performance, profit, and growth.
- Control and integrate financial and business information essential to strategic and operational decision-making. SAP ERP Financials improves management of internal controls, simplifies financial analysis, and enables adaptive business processes.
- Transform finance from an administrative function into a value-focused and strategic business process in its own right.



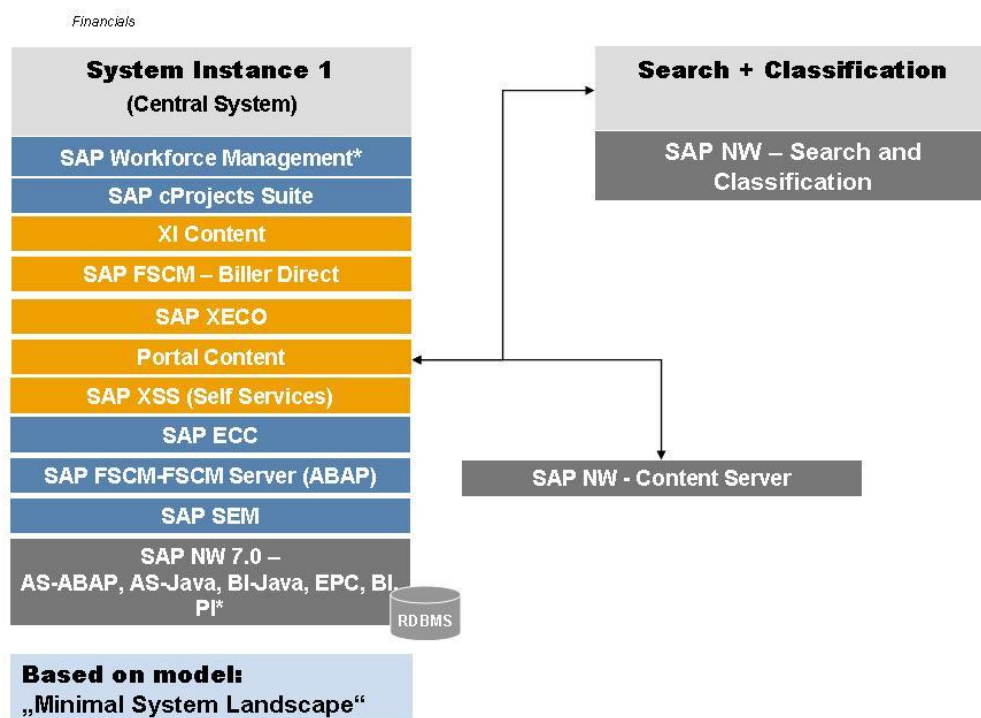
For more information about individual processes of SAP ERP 6.0 or the language and country availability on process level, review the *SAP ERP 6.0 Master Guide* on SAP Service Marketplace at <http://service.sap.com/erp-inst> → *SAP ERP 6.0*.



For more information on the key capabilities and business processes of the Financials key functional area, study the SAP ERP Business Map on SAP Service Marketplace at <http://service.sap.com/businessmaps> → Cross-Industry Maps → Enterprise Resource Planning (ERP).

5.3.1 System Landscape

The following figure illustrates an example of a full-fledged system landscape for the key functional area *Financials* of SAP ERP 6.0. This landscape consists of product instances and software components discussed in more detail in the *SAP ERP 6.0 Master Guide*.



* Requires Installation of SAP LiveCache

** See SAP Service Marketplace at service.sap.com/notes → SAP Note 855534 (Embedded NetWeaver Components in ERP)

Figure 11: System Landscape for the *Financials* Key Functional Area

You can install all components on one host or distribute them among several hosts. There are several possibilities to distribute the components. The figure above provides just one example.

The distribution depends on many factors, such as sizing, security, available hardware, and so on. In practice, any distribution of components among hosts is possible, ranging from the minimal system landscape to the maximum distributed landscape, where every component

runs on its own host or even on multiple hosts. For more information, see *SAP ERP 6.0 Master Guide*.



For more information about system landscapes or the implementation sequence, see the *SAP ERP 6.0 Master Guide* on SAP Service Marketplace at <http://service.sap.com/erp-inst> → *SAP ERP 6.0*.

As shown in the above diagram:

- A database is always installed together with the standalone SAP J2EE 6.40 (SAP NetWeaver Application Server 6.40.).
The product instance SAP FSCM Biller Direct does not require a database, as it does not have persistent data. You can also install the instance SAP FSCM Biller Direct on the usage type Application Server Java of product instance SAP ECC SERVER (SAP ECC SERVER system).
- SAP NetWeaver Business Intelligence is an integral part of the usage type Business Intelligence and does not need to be installed explicitly. To deploy an SAP NetWeaver system as a Business Warehouse system, you must install and activate the BI Content add-on using the SAINT tool.

For more information, see section 2.1.2, SAP NetWeaver 7.0 Installable Software Units and Usage types in the *SAP ERP 6.0 Master Guide*.



You additionally need a dedicated system for SAP Solution Manager and you must also install the related front-end components.

5.3.2 Upgrade Sequence

The following table describes the upgrade or installation sequence steps you use to obtain a full-fledged system landscape.



For information about the required component versions and patch levels, see the Software Component Matrix, the current Support Package Stacks on SAP Service Marketplace at <http://service.sap.com/sp-stacks>, and the following SAP Notes: [774615](#), and [1088904](#).

The Release Notes also document the required component versions and patch levels for every Support Package Stack. For more information, see *SAP Note 849887* (*SAP ERP 6.0: Support Package Stacks Release and Info Note*) on SAP Service Marketplace at <http://service.sap.com/notes>.






We recommend that you adhere to the component versions and patch levels documented in the latest Release Information Note for SAP ERP.


All product instances of SAP ERP 6.0 are technically independent of each other with regard to the installation sequence. This means that these components can be installed or upgraded in any order if not mentioned as prerequisites. For example, when you install an ABAP Add-On component, it


does not matter whether any other ABAP Add-On of SAP ERP is installed on the same system instance.



Table 24: Upgrade of the Financials Key Functional Area





Step	Action	Remarks and Subsequent Steps
	[Corresponding Documentation from http://service.sap.com/instguides]	[Additional Documentation from http://service.sap.com/instguides]
SYSTEM INSTANCE 1 (Central System)		
1	<p>Upgrade your SAP R/3 system or your SAP ECC 5.0 system to SAP ECC 6.0 (product instance SAP ECC SERVER).</p> <p>Documentation Reference</p> <ul style="list-style-type: none"> Upgrade Guide – SAP ERP Central Component 6.0 SAP Note 826092 (Add. info. on upgrading to SAP ERP Central Component 6.0), or successor notes — for example, for SAP ERP 6.0 SR3, see SAP Note 1088904 (Add. info. on upgrading to SAP ECC 6.0 SR3 ABAP). 	<p>This upgrade covers all software components that are part of product instance SAP ECC SERVER. All additional add-on components require a supplemental CD.</p> <p>During the upgrade (BIND_PATCH phase), you must bind all ABAP Support Packages available for SAP ECC 6.0.</p>  <p>For information about the software components of SAP ERP 6.0 – SAP ECC SERVER, see the <i>SAP ERP 6.0 Master Guide</i> on SAP Service Marketplace at http://service.sap.com/erp-inst.</p>
2	<p>Add-In installation for FSCM Biller Direct 6.0:</p> <p>Install a system with the following usage types:</p> <ul style="list-style-type: none"> AS Java EP Core Business Intelligence Process Integration BI Java <p>Documentation Reference Section <i>SAP Exchange Infrastructure</i> from the <i>Upgrade Master Guide – SAP NetWeaver 7.0</i> on SAP Service Marketplace at http://service.sap.com/instguidesNw70</p>	<p>As described in section 4.3.4, Upgrade of Product Instances of Financial Supply Chain Management (FSCM), you must also install a separate system with the usage type AS Java (not shown in the above figure) if you plan to deploy FSCM Biller Direct 6.0 separately.</p> <p>You must use the usage type Process Integration for the processes of Credit Management. This is optional for all other processes of the Financials key functional area. This usage type is used for outbound XML-based messaging and to establish a connection to non-SAP planning or execution systems.</p> <p>With the role of an Integration Server, SAP NW Process Integration requires a dedicated AS ABAP system. This system must use Unicode.</p>

Step	Action [Corresponding Documentation from http://service.sap.com/instguides]	Remarks and Subsequent Steps [Additional Documentation from http://service.sap.com/instguides]
		<p>The installation of SAP NW – BI Java, which requires EP Core and AS Java in the same system, enables you to use the complete functional scope of SAP SEM.</p>  <p>For more information, see section 4.2.2, Usage Type Process Integration.</p>
3	<p>Install FSCM Biller Direct (software component FSCM Biller Direct 6.0) if it was not already upgraded during the upgrade to product instance SAP ECC SERVER (SAP ECC 6.0) in step 1 (Upgrade of Back-end System).</p>	<p>See SAP Notes 858563, 849515, 849513, 849512, and 849511 on SAP Service Marketplace at http://service.sap.com/notes.</p>
4	<p>Install the relevant Business Packages (product instance Portal Content). Depending on the processes implemented, download and install additional Business Packages.</p> <p>Documentation Reference</p> <ul style="list-style-type: none"> • SAP ERP 6.0 Master Guide • Upgrade Guide – SAP Enterprise Resource Planning 6.0: Java 	<p>For more information on portal content, visit SAP Service Marketplace at http://service.sap.com/ep-content.</p> <p>For more details, see section 4.3.2, Upgrade of Product Instances SAP XSS and Portal Content.</p>
5	<p>Install the add-ons SAP ERP 6.0 – FSCM Server (ABAP)/ FINBASIS and SAP SEM, if not already upgraded during upgrade to product instance SAP ECC SERVER (SAP ECC 6.0) in step 1.</p> <p>Documentation Reference <i>Component Upgrade Guide SAP Business Information</i></p>	<p>For more information about the upgrade, see <i>SAP Note</i> 852446 and <i>SAP Note</i> 852447 on SAP Service Marketplace at http://service.sap.com/notes.</p> <p>For the installation or upgrade, you must have a system based on the usage type Business Intelligence. This system was already installed in step 2 (<i>Add-In installation of FSCM Biller Direct 6.0</i>).</p>  <p>For more information, see section 4.2.1, Usage Type Business Intelligence.</p>
6	<p>Install the BI Content Add-On which</p>	<p>For more information about the</p>

Step	Action [Corresponding Documentation from http://service.sap.com/instguides]	Remarks and Subsequent Steps [Additional Documentation from http://service.sap.com/instguides]
	corresponds to SAP ERP 6.0 (software component BI_CONT Release 7.02, or compatible).	<p>installation and upgrade to BI_CONT 7.02, see SAP Note 847019 (<i>BI_CONT 7.02: Installation and Upgrade Information</i>) on SAP Service Marketplace at http://service.sap.com/notes.</p> <p>Upgrade from earlier releases is automatically performed during the upgrade to the usage type Business Intelligence in step 2 (<i>Add-In installation of FSCM Biller Direct 6.0</i>).</p>  <p>For more information, see section 4.2.1, Usage Type Business Intelligence.</p>
7	<p>Install the relevant XI Content packages from product instance XI Content, such as the XI content for FINBASIS 600.</p> <p>Documentation Reference</p> <ul style="list-style-type: none"> • Upgrade Guide SAP NetWeaver 7.0 • Upgrade Guide – SAP Enterprise Resource Planning 6.0: Java • Master Guide SAP ERP 6.0 	<p>Among others, this installation is required for SAP Credit Management (see step 2 – Add-In installation of FSCM Biller Direct 6.0).</p> <p>If you have:</p> <ul style="list-style-type: none"> • Modified your existing XI content, you can reuse it for the usage type Process Integration. • Not modified your existing XI content, we recommend that you import the new XI Content for the usage type Process Integration.
8	<p>Install the product instance SAP NW Content Server (SAP Content Server 6.30).</p> <p>Documentation Reference</p> <ul style="list-style-type: none"> • Upgrade Master Guide for SAP NetWeaver 7.0 • Installation Guide SAP Content Server 6.30 	<p>For more information, see the following guides on SAP Service Marketplace:</p> <ul style="list-style-type: none"> • Installation Guide SAP Content Server at http://service.sap.com/installNw70 • Upgrade Master Guide at http://service.sap.com/upgradeNw70

Step	Action [Corresponding Documentation from http://service.sap.com/instguides]	Remarks and Subsequent Steps [Additional Documentation from http://service.sap.com/instguides]
9	<p>Install SAP cProjects Suite (software component cProjects Suite 4.00), either on a dedicated SAP NetWeaver Server or on the SAP NetWeaver system of the SAP ERP 6.0 – SAP ECC SERVER system, and perform the post-upgrade activities listed in the <i>Upgrade Master Guide SAP Project and Portfolio Management</i>.</p> <p>Documentation Reference</p> <ul style="list-style-type: none"> Upgrade Master Guide <i>SAP Project and Portfolio Management powered by SAP NetWeaver</i> on SAP Service Marketplace at http://service.sap.com/instguides → <i>SAP Business Suite Solutions</i> → <i>SAP PLM</i> → <i>cProjects Suite 4.00</i> SAP Note 853694 and SAP Note 853692 on SAP Service Marketplace at http://service.sap.com/notes. 	<p>SAP cProjects Suite 4.00 includes two applications:</p> <ul style="list-style-type: none"> cProjects, a project management application cFolders, a collaboration platform <p>CPRXRPM 400 (technical name for the cProjects Suite component) is an add-on to SAP NetWeaver 7.0.</p> <p>If you are implementing cProjects Suite for the first time, we recommend that you install the application on the SAP NetWeaver system of the SAP ECC SERVER system, or install it in addition to SAP ERP 6.0 - SAP ECC.</p> <p></p> <p>However, if you have been operating cProjects Suite separately from your ERP system and you plan to upgrade both systems to SAP ERP 6.0, be aware that you cannot merge these two systems into one. You must continue to run both systems separately.</p>
10	<p>Install SAP Workforce Deployment 1.0 – Workforce Deployment, consisting of the following software components:</p> <ul style="list-style-type: none"> CPRXRPM 400 WFM Core 200 SAP liveCache (LCAPPS_2005_700) <p>Documentation Reference</p> <ul style="list-style-type: none"> SAP Note 830595 (Installation WFMCORE 200) SAP Note 830596 (Additional info about upgrading to Basis 700 with WFMCORE) Master Guide SAP CRM 5.0 	<p>You must first install SAP liveCache (LCAPPS_2005_700). For performance reasons, you must install SAP liveCache on a separate system.</p> <p>WFM Core is an add-on to the usage type AS ABAP. You can install WFM Core with at least SP01 on the SAP ECC SERVER system. For more information, see section 4.3.5.3, Product Instance SAP Workforce Management.</p>
11	Install product instance SAP XECO	If you are currently using the

Step	Action [Corresponding Documentation from http://service.sap.com/instguides]	Remarks and Subsequent Steps [Additional Documentation from http://service.sap.com/instguides]
	Documentation Reference Upgrading Product Instance SAP XECO	software components <i>Internet Sales Web Application Component (ISA WAC)</i> or <i>IPC Web Application Component (IPC WAC)</i> , the upgrade to product instance SAP XECO is automatically done in step 1 (upgrade of SAP R/3 System).
12	Install product instance SAP XSS (Self Services). Documentation Reference <ul style="list-style-type: none"> • Installation Guide – Upgrade Guide – SAP Enterprise Resource Planning 6.0: Java • SAP ERP 6.0 Master Guide 	<p>The product instance SAP XSS (Self Services) consists of the following software components:</p> <ul style="list-style-type: none"> • MSS 600 • ESS 600 • IS HER-CSS 600 • ASR 600 • PSS 600 • PCUI_GP 600 <p>You may install SAP XSS (Self Services) completely using the ERP Java installer, which is the default mode.</p> <p>Depending on the installation, you must install Support Packages for SAP ERP and SAP ERP HCM.</p>  <p>For more information about patches for these components, visit SAP Service Marketplace.</p> <p>A system landscape comprising a back-end system with a separate SAP NW – Enterprise Portal, or SAP NW – EP Core and SAP XSS (Self Services) system is no longer supported with SAP ERP 6.0.</p> <p>In the future, SAP XSS (Self Services) must be installed on the same system instance together with the usage types EP Core and Portal Content. When upgrading your SAP XSS (Self Services) system, a system with the usage type EP Core is automatically installed.</p>  <p>For more information, see section</p>

Step	Action [Corresponding Documentation from http://service.sap.com/instguides]	Remarks and Subsequent Steps [Additional Documentation from http://service.sap.com/instguides]
		<p>4.3.2, Upgrade of Product Instances SAP XSS and Portal Content.</p>  <p>We recommend that you check the capacity of the server, because during the upgrade of SAP XSS (Self Services), the type EP Core is also installed.</p> <p>Depending on the processes you would like to implement, you should consider using SAP NetWeaver Rapid Installer.</p>  <p>For more information about the installation and configuration wizard, see section 4.4, SAP NetWeaver Rapid Installer.</p>
SYSTEM INSTANCE 2 (SAP NW - Search and Classification)		
12	<p>Install SAP NW – Search and Classification (TREX).</p> <p>After installing SAP NW – Search and Classification, you must configure the systems that communicate with it.</p> <ul style="list-style-type: none"> • If ABAP applications access TREX functions using the TREX ABAP client and the RFC protocol, then you must perform the post-installation steps to set up an RFC connection. • If the Java applications access TREX functions using the TREX Java client and the HTTP/HTTPS protocol, then you must perform the post-installation steps to set up an HTTP connection.  <p>Some applications use both the ABAP and the Java client.</p> <p>Documentation Reference <i>Installation Guide – Search and</i></p>	<p>You must perform a migration if you already have TREX 6.1 (SP01) running in your system landscape. The migration procedure does not change the existing system. However, you must install the new TREX system parallel to the existing system and carry out a migration of the existing indexes, queues, and configuration files for the new system.</p>  <p>For more information, see:</p> <ul style="list-style-type: none"> • Section 4.2.6, Standalone Engine Search and Classification (TREX) • Component Migration Guide – Search and Classification (TREX)

Step	Action	Remarks and Subsequent Steps
	[Corresponding Documentation from http://service.sap.com/instguides]	[Additional Documentation from http://service.sap.com/instguides]
	<i>Classification (TREX)</i>	

5.4 Human Capital Management

To compete effectively, you must align all corporate resources, including employees, with business objectives. You must transform traditional HR functions into a comprehensive program for human capital management (HCM).

With SAP ERP Human Capital Management (SAP ERP HCM), you can maximize the value of your employees and align employee skills, activities, and incentives with business objectives and strategies.

SAP ERP HCM also provides the tools to manage, measure, and reward individual and team contributions. It supports payroll functions, regulatory requirements, and best practices for more than 50 countries. It integrates with existing business systems and can be customized to meet your requirements.



- For more information about individual processes of SAP ERP 6.0 or the language and country availability on process level, see the *SAP ERP 6.0 Master Guide* on SAP Service Marketplace at <http://service.sap.com/erp-inst> → *SAP ERP 6.0*.
- For more information about the key capabilities and business processes, see the *SAP ERP Business Map* on SAP Service Marketplace at <http://service.sap.com/businessmaps> → *Cross-Industry Maps* → *Enterprise Resource Planning (ERP)*.

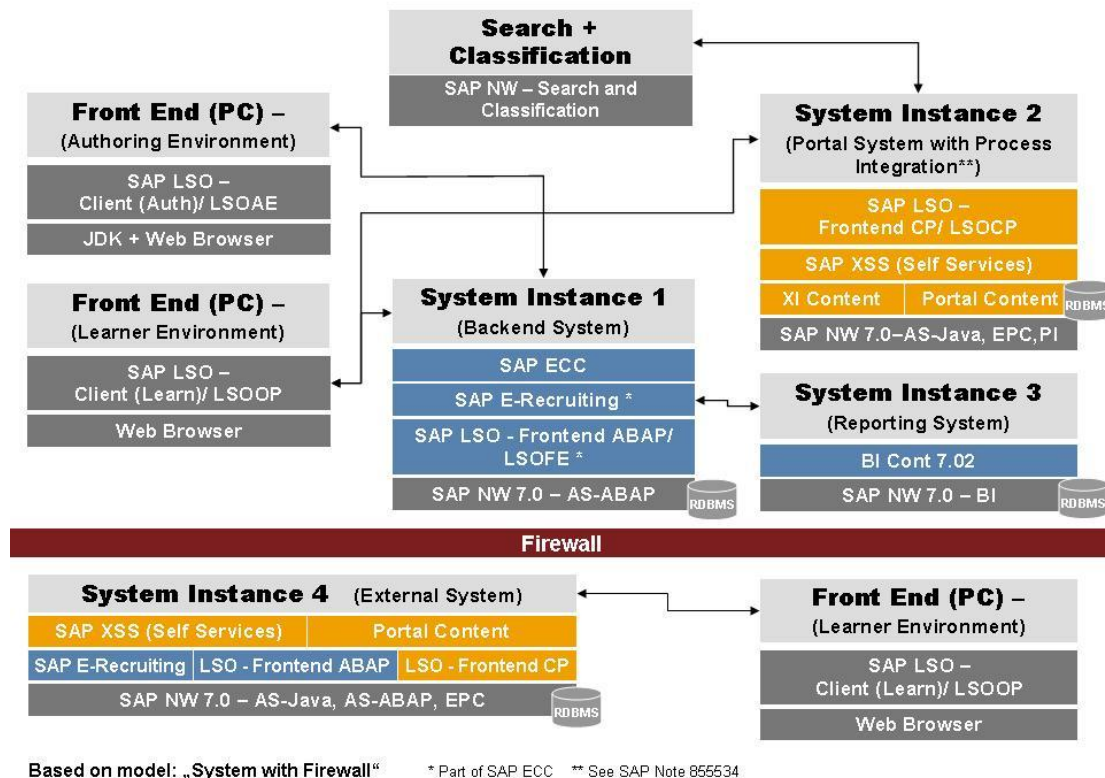
5.4.1 System Landscape

The following section documents example system landscapes for SAP ERP with and without an enhancement package installed.

5.4.1.1 SAP ERP 6.0

The following figure illustrates an example of a full-fledged system landscape for the key functional area Human Capital Management of SAP ERP 6.0. This landscape consists of the product instances and software components discussed in more detail in the SAP ERP 6.0 Master Guide.

Human Capital Management

Figure 12: System Landscape for the *Human Capital Management* Key Functional Area

We recommend that you do not install all components on one host, but rather distribute the components among several hosts. There are several possibilities to distribute the components. The figure above provides just one example.

The distribution depends on many factors, such as sizing, security, available hardware, and so on. In practice, any distribution of components among hosts is possible, ranging from the minimal system landscape to the maximum distributed landscape, where every component runs on its own host or even on multiple hosts. All recommended landscapes are described in the *SAP ERP 6.0 Master Guide*.

In the example above, the Business Package is installed on the system with the software product instance SAP XSS (Self Services) and the usage type EP Core. Possible performance issues can be addressed by means of *cluster installations*. For more information about *Java Cluster Architecture*, see the *Architecture Manual* on SAP Help Portal at help.sap.com → *Documentation* → *SAP NetWeaver*.



You additionally need a dedicated system for SAP Solution Manager and you must install the related front-end components.

5.4.1.2 SAP enhancement packages for SAP ERP

The following diagram is based on the sample system landscape for Human Capital Management shown above. The system landscape has been extended by product instances and software components, which were shipped with a defined enhancement package. The Master and Upgrade Master Guides for the corresponding enhancement package for SAP ERP document the complete system landscape (Figure 13 shows, for example, SAP enhancement package 3 for SAP ERP 6.0).

Though the example is based on software components that were shipped with SAP enhancement package 3 for SAP ERP 6.0, the principle holds for other enhancement packages and other system landscapes as well.

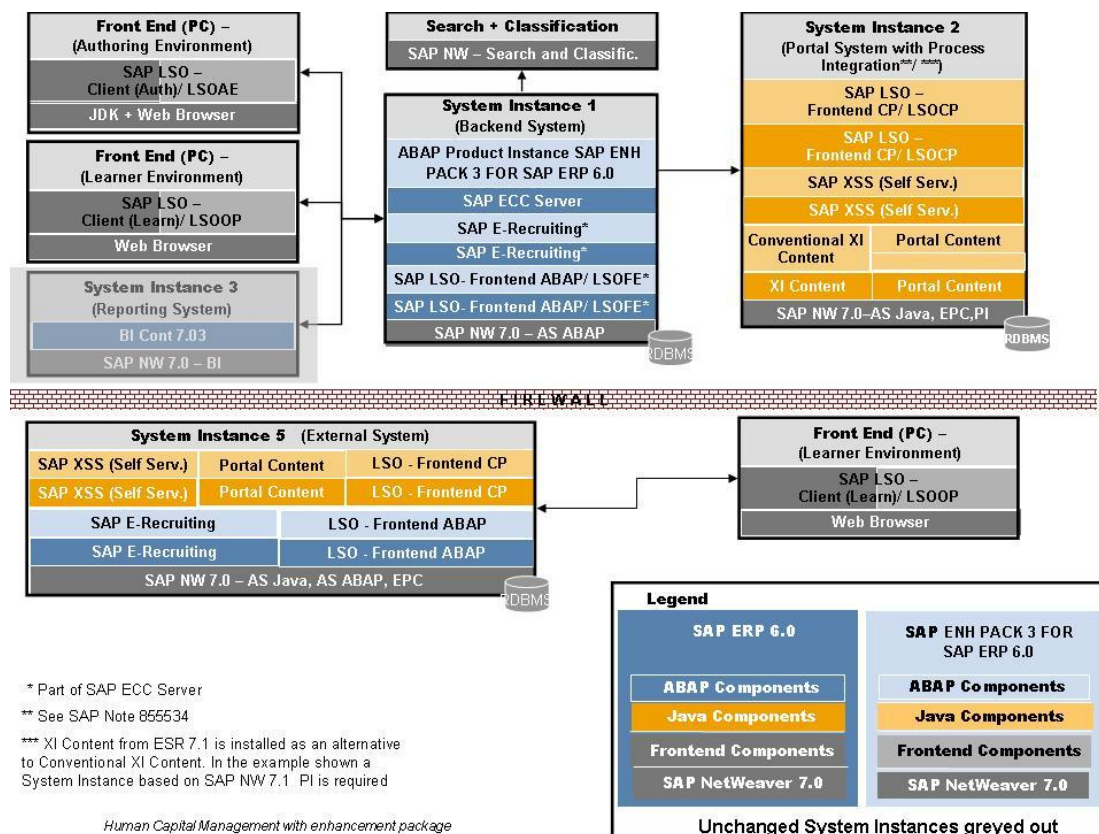


Figure 13: System Landscape for the Human Capital Management Key Functional Area with installed enhancement package

The above diagram demonstrates the following:

- Some system instances have been extended by software components or product instances that were delivered with an enhancement package.
- Not all systems are altered by software components from a specific enhancement package, and thus some systems remain unchanged.

The following activities are required when implementing an enhancement package during an upgrade to SAP ERP 6.0:

- For unchanged systems, the upgrade to SAP ERP 6.0 is sufficient.

- For all systems extended by software components from an enhancement package, the upgrade to SAP ERP 6.0 should include the installation of software components from this enhancement package. This is achieved either in a single step (the recommended approach), or through sequential activities.



- Developments made available with Support Release 3 for SAP ERP 6.0 enable the installation of an enhancement package during an upgrade to SAP ERP 6.0. This general feature is implemented in a defined support package stack for SAP ERP 6.0. It is thus available for enhancement package 3 or higher for SAP ERP and all successors, once the support package stack has been implemented in the system landscape required for this Support Release.
- The enhanced installation tools follow an established principle: in the current SAP ERP 6.0 upgrade, it is possible to include XML files in an upgrade. These XML files are employed to include support packages in the upgrade queue, and thus automate the installation of support packages. New features in the installation and upgrade tools shipped with the Support Release 3 for SAP ERP 6.0 permit these XML files to include software components from enhancement packages as well.

5.4.2 Upgrade Sequence Including Steps for Enhancement Package Installation

The following table describes the recommended sequence of upgrade or installation steps to be performed to obtain a full-fledged system landscape for SAP ERP 6.0. The table distinguishes the activities for the pure upgrade to SAP ERP 6.0 from optional activities for the installation of an enhancement package during an upgrade.



For information about the required component versions and patch levels, see the Software Component Matrix, the current Support Package Stacks on SAP Service Marketplace at <http://service.sap.com/sp-stacks>, and the following SAP Notes: [774615](#), and [1088904](#).

The Release Notes also document the required component versions and patch levels for every Support Package Stack. For more information, see *SAP Note [849887](#) (SAP ERP 6.0: Support Package Stacks Release and Info Note)* on SAP Service Marketplace at <http://service.sap.com/notes>.

Remember that enhancement packages can only be installed in systems on a defined support package level. The actual level depends on the particular enhancement package. For details, see the corresponding Master Guide, and specific SAP Notes. SAP enhancement package 3 for SAP ERP 6.0 is the first enhancement package that can be installed as described here. For this enhancement package, see SAP Note [1095233](#) for further information.



We recommend that you adhere to the component versions and patch levels documented in the latest SAP ERP Release and Information Note (for example, for SAP ERP 6.0 SR3 this would be SAP Note [1093628](#)).

All product instances of SAP ERP 6.0 are technically independent of each other with regard to the installation sequence. This means that these components can be installed or upgraded in any order if not mentioned as prerequisites. For example, when you install an ABAP Add-On component, it does not matter whether any other ABAP Add-On of SAP ERP is installed on the same system instance.






If you plan an upgrade to SAP ERP 6.0 and if you are using Incentive and Commission Management (ICM) or FS-CS, review the following SAP Notes on SAP Service Marketplace at <http://service.sap.com/notes>:

- SAP Note [833789](#) (Upgrading ICM or FS-CS to SAP ERP 6.0)
- SAP Note [591526](#) (Support Packages, upgrades, jump upgrades in ICM)


In addition, see the Upgrade Guide for ICM 2005.



Table 25: Upgrade of Human Capital Management Key Functional Area

Step	Action [Corresponding Documentation from http://service.sap.com/instguides]	Remarks and subsequent steps [Additional Documentation from http://service.sap.com/instguides]
SYSTEM INSTANCE 1 (Back-end System)		
Activities for upgrading to SAP ERP 6.0		
1	<p>Upgrade your SAP R/3 system or your SAP ECC 5.0 System to SAP ECC 6.0 (product instance SAP ECC SERVER).</p> <p>Documentation Reference</p> <ul style="list-style-type: none"> • Upgrade Guide – SAP ERP Central Component 6.0 • SAP Note 826092 (Add. info. on upgrading to SAP ERP Central Component 6.0), or successor notes — for example, for SAP ERP 6.0 SR3, SAP Note 1088904 (Add. info. on upgrading to SAP ECC 6.0 SR3 ABAP). • Section 2.3, Valid Source Releases 	<p>This upgrade covers all software components that are part of product instance SAP ECC SERVER. All additional add-on components are upgraded using a supplemental CD.</p> <p>During the upgrade (BIND_PATCH phase), you should bind all ABAP Support Packages available for SAP ECC 6.0.</p>  <p>For information about the software components of SAP ECC SERVER, see the <i>SAP ERP 6.0 Master Guide</i> on SAP Service Marketplace at http://service.sap.com/erp-inst.</p> <p>Contrary to prior releases, the following ABAP Add-On product instances are upgraded automatically:</p> <ul style="list-style-type: none"> • SAP E-Recruiting (ERECRUIT 600) • SAP LSO Frontend (ABAP)/LSOFE 600


Step	Action [Corresponding Documentation from http://service.sap.com/instguides]	Remarks and subsequent steps [Additional Documentation from http://service.sap.com/instguides]
		<ul style="list-style-type: none"> • SAP FSCM Server (ABAP) • SAP SEM <p>An alternative to a new installation of these product instances (not shown in the above figure) applies if you already have a server with one of these product instances in operation before the upgrade. In this case, it is possible to upgrade the server and to operate a separate server in your landscape.</p> <p>The decision to install ERECRUIT on a separate server depends on your requirements. For more information, see SAP Note 830591 (<i>Installing ERECRUIT 600</i>).</p>  <p>For more information, see:</p> <ul style="list-style-type: none"> • System Landscape <i>Distributed System with Firewall</i> described in the <i>SAP ERP 6.0 Master Guide</i> on SAP Service Marketplace at http://service.sap.com/erp-inst • Section 5.4, Human Capital Management <p>From SAP ECC 5.0 onward, the SAP Learning Solution Add-on (back end portion) is an integral part of the system. You must apply SAP Note 748338 before upgrading. To define the minimum Support Package level to be implemented, see SAP Note 852235 for possible limitations.</p>  <p>For more information, see the upgrade documentation on SAP Service Marketplace at http://service.sap.com/erp-inst → <i>SAP ERP 6.0</i>.</p>
Activities for the optional installation of enhancement package 3 (as, for example) for SAP ERP (or subsequent enhancement packages) during an upgrade to SAP		


Step	Action	Remarks and subsequent steps
	[Corresponding Documentation from http://service.sap.com/instguides]	[Additional Documentation from http://service.sap.com/instguides]
ERP 6.0:		
	<p>The one-step upgrade, which is supported as of SAP ERP 6.0 – Support Release 3, permits the upgrade to SAP ERP 6.0 to include the installation of software components from enhancement packages in the same step.</p> <p>When installing the enhancement package, you can organize the following optional activities as part of the upgrade step mentioned above (the recommended approach). Alternatively, you can organize it through subsequent activities.</p>	
a	<p>Selection</p> <p>Select the business functions to be installed, identify the technical usages assigned to them, and identify the ABAP Product Instance that corresponds to the business functions selected.</p> <p><i>[Master Guides for the corresponding enhancement package]</i></p>	<p>Before you can download and install software components from an enhancement package, you must define which software components you require. These depend on the business function that you actually plan to implement.</p> <p>For selecting business functions from enhancement package 3 for SAP ERP, see SAP Notes 1081731, and 1083576.</p> <p>For information about selecting software components from other enhancement packages, see the corresponding Master Guides.</p>
b	<p>Installation Step</p> <p>Install the ABAP Product instances for enhancement package 3 for SAP ERP 6.0.</p> <p>The installation can be performed in tandem with the upgrade to product instance SAP ERP 6.0 – SAP ECC or separately, if desired.</p> <p><i>[Master Guides for the corresponding enhancement package and documentation for the Maintenance Optimizer]</i></p>	<p>Depending on the customer-specific scenario at hand, it is possible with the enhancement packages to upgrade or install individual software components. Technical usages are defined to group software component versions that you must consider simultaneously.</p> <p>You use the Maintenance Optimizer tool within SAP Solution Manager to upgrade the software components selected (see SAP Service Marketplace at http://service.sap.com/solman-mopz).</p> <p>Currently, different installation approaches and tools are needed for ABAP-based software components and Java-based software components. With Support Release 3, SAP ERP 6.0 has been enhanced, so you can now install both types of software components with an identical approach with the</p>



Step	Action [Corresponding Documentation from http://service.sap.com/instguides]	Remarks and subsequent steps [Additional Documentation from http://service.sap.com/instguides]
		Solution Manager – Maintenance Optimizer Tool. For more information, see SAP Note 1100230 .
SYSTEM INSTANCE 2 (Portal System with Process Integration)		
Activities for upgrading to SAP ERP 6.0		
2	<p>Install a system based on the usage type EP Core, or upgrade your existing SAP NetWeaver Portal to a system based on usage type Enterprise Portal.</p> <p>Documentation Reference</p> <ul style="list-style-type: none"> • Upgrade Guide SAP NetWeaver 7.0 Java • Installation Guide – SAP NetWeaver 7.0 on <Operating System>: <Database> • Content Management & Collaboration (CMC) is included in the Enterprise Portal installation only. For possible limitations on migrating a system based on usage type EP Core to a system based on usage type Enterprise Portal, check SAP Note 852235 (Release Limitations for SAP ERP 6.0). 	<p>Depending on your source release, the following upgrade paths exist:</p> <ul style="list-style-type: none"> • <i>SAP EP 6.0_640</i>: You can upgrade directly to the usage type Enterprise Portal (an upgrade to usage type EP Core is not possible). • <i>SAP EP 6.0 SP02, SAP EP 5.0 SP06, and SAP Workplace 2.11</i>: There is no direct upgrade to the usage type Enterprise Portal. You must first migrate to SAP EP 6.0_640 (SAP NetWeaver '04) before you can upgrade to SAP NetWeaver 7.0. <p>You can upgrade SAP NetWeaver Exchange Infrastructure and SAP ERP 6.0 – SAP ECC SERVER in parallel. Afterward, it is crucial that you configure NW – Process Integration anew.</p>  <p>For more information, see section 4.2.2, Usage Type Process Integration.</p>
3	<p>Install product instance SAP XSS (Self Services), if not already upgraded in step 2 (Upgrade of SAP NW – Enterprise Portal).</p> <p>Documentation Reference</p> <ul style="list-style-type: none"> • Upgrade Guide – SAP Enterprise Resource Planning 6.0 : Java • SAP ERP 6.0 Master Guide 	<p>The product instance SAP XSS (Self Services) consists of the following software components:</p> <ul style="list-style-type: none"> • MSS 600 • ESS 600 • IS HER-CSS 600 • ASR 600 • PSS 600 • PCUI_GP 600 <p>You can install a complete installation of SAP XSS (Self</p>


Step	Action [Corresponding Documentation from http://service.sap.com/instguides]	Remarks and subsequent steps [Additional Documentation from http://service.sap.com/instguides]
		<p>Services) using the ERP Java installer, which is the default mode. You find patches for each of these components on the SAP Service Marketplace. Depending on the installation, you must apply Support Packages for SAP ERP and SAP ERP HCM.</p> <p></p> <p>Any system landscape comprising a back-end system with separate SAP NW – Enterprise Portal, or SAP NW – EP Core system and a separate SAP XSS (Self Services) system, is no longer supported in SAP ERP 6.0.</p> <p>In the future, SAP XSS (Self Services) must be installed on the same system instance where the usage type <i>EP Core</i> and <i>Portal Content</i> is installed. When you upgrade your SAP XSS (Self Services) system, a system with the usage type EP Core is automatically installed.</p> <p></p> <p>We recommend that you check the capacity of the server, because during the upgrade of SAP XSS (Self Services) the usage type EP Core is also installed.</p> <p></p> <p>For more information, see section 4.3.2, Upgrade of Product Instances SAP XSS and Portal Content.</p> <p>Depending on the processes you would like to implement, you must consider using the SAP NetWeaver Rapid Installer (see section 4.4).</p>
4	<p>Install the relevant Business Packages (product instance Portal Content). Depending on the processes implemented, download and install additional Business Packages.</p>	<p>For more information about portal content, see SAP Service Marketplace at http://service.sap.com/ep-content.</p>

Step	Action [Corresponding Documentation from http://service.sap.com/instguides]	Remarks and subsequent steps [Additional Documentation from http://service.sap.com/instguides]
	Documentation Reference <ul style="list-style-type: none"> • SAP ERP 6.0 Master Guide • Upgrade Guide – SAP Enterprise Resource Planning 6.0: Java 	For more information, see section 4.3.2, Upgrade of Product Instances SAP XSS and Portal Content .
5	Install the relevant XI Content packages from product instance XI Content. Documentation Reference <ul style="list-style-type: none"> • Upgrade Guide SAP NetWeaver 7.0 • Upgrade Guide – SAP Enterprise Resource Planning 2005 (6.0): Java • Master Guide SAP ERP 6.0 	If you have: <ul style="list-style-type: none"> • Modified your existing XI content, then you can reuse it for the usage type Process Integration. • Not made any modifications, then we recommend that you import the new XI Content for the usage type Process Integration.
6	Install product instance SAP Learning Sol-Frontend CP (Java component LSOCP 600). Documentation Reference <i>Java Components for SAP ERP 6.0 – Course Content Player (LSOCP) 600</i>	For more information about the SAP Learning Solution, see SAP Service Marketplace at http://service.sap.com/erp-inst → SAP ERP
Activities for the optional installation of enhancement package 3 for SAP ERP (or subsequent enhancement packages) during an upgrade to SAP ERP 6.0		
	The one-step upgrade, which is supported as of SAP ERP 6.0 – Support Release 3, permits the upgrade to SAP ERP 6.0 to include the installation of software components from enhancement packages in the same step. When installing the enhancement package, you can organize the following optional activities either as part of the upgrade step mentioned above (the recommended approach), or through subsequent activities.	
a	SAP XSS (Self Services) If a new version is available with the enhancement package, and has not been upgraded in step 1, you need to install product instance SAP XSS (Self Services) from the selected enhancement package. <i>[Master Guides for the corresponding enhancement package]</i>	The product instance SAP XSS (Self Services) consists of several subcomponents. You can install a complete SAP XSS (Self Services) using the ERP Java installer, which is the default mode. You find patches for each of these subcomponents on SAP Service Marketplace. Depending on the installation, you must apply Support Packages for SAP ERP and SAP ERP HCM.

Step	Action	Remarks and subsequent steps
	[Corresponding Documentation from http://service.sap.com/instguides]	[Additional Documentation from http://service.sap.com/instguides]
b	<p>Portal Content</p> <p>Install relevant Business Packages (product instance Portal Content of the current SAP enhancement package for SAP ERP).</p> <p><i>[Master Guides for the corresponding enhancement package]</i></p>	<p>The installation is performed with the Maintenance Optimizer tool of the SAP Solution Manager (see SAP Service Marketplace at http://service.sap.com/solman-mopz).</p> <p>Whereas separate approaches were formerly required for ABAP-based and Java-based software components, SAP ERP 6.0 Support Release 3 removes this limitation. It is now possible to use an identical approach with the Maintenance Optimizer Tool to install both types of software components. For more information, see SAP Note 1100230.</p> <p>You install the complete product instance portal content made available with the enhancement package. With knowledge of the application, it is possible to selectively install required business packages. For more information, see the corresponding Master Guides, keeping in mind that dependencies between business packages may exist</p>
c	<p>Conventional XI Content</p> <p>Install relevant XI Content Packages (product instance Conventional XI Content of the corresponding enhancement package).</p> <p><i>[Master Guides for the corresponding enhancement package]</i></p>	<p>The installation is performed with the Maintenance Optimizer tool of SAP Solution Manager (see SAP Service Marketplace at http://service.sap.com/solman-mopz)</p>  <p>Different options exist to service-enable SAP ERP 6.0. As of enhancement package 3 for SAP ERP 6.0, you either use XI Content from Conventional XI Content, or you use XI Content from the new product instance ESR 7.1 (usage type Service Enablement with ESR based on SAP NetWeaver 7.10).</p> <p>While Conventional XI Content requires a system based on SAP NetWeaver 7.0, ESR 7.1 requires a</p>

Step	Action [Corresponding Documentation from http://service.sap.com/instguides]	Remarks and subsequent steps [Additional Documentation from http://service.sap.com/instguides]
		<p>system based on SAP NetWeaver 7.10.</p> <p>The current enhancement packages and SAP ERP 6.0 are based on release SAP NetWeaver 7.0. Make sure you download and install SAP NetWeaver 7.10, as described in the respective Master Guides on SAP Service Marketplace at http://service.sap.com/instguides, before attempting to install product instance ESR 7.10.</p>
d	<p>Install product instance SAP Learning Sol-Frontend CP.</p> <p><i>[Master Guides for the corresponding enhancement package]</i></p>	
SYSTEM INSTANCE 3 (Reporting System)		
7	<p>If you are using SAP NetWeaver Business Intelligence, upgrade to a system based on SAP NW Business Intelligence.</p> <p>Documentation Reference</p> <p>Installation Guide – SAP NetWeaver 7.0 on <Operating System>: <Database></p>	<p>You must update the BI_CONT Add-on during the SAP NW Business Intelligence server upgrade. The upgrade process prompts you for the required Data Medium at the appropriate point in time. This prompt also appears if the add-on is not installed in your system, which is the case if your BW source release is 3.0B or below.</p>  <p>For more information, visit SAP Service Marketplace at:</p> <ul style="list-style-type: none"> • http://service.sap.com/instguidesNw70 • http://service.sap.com/bw
8	<p>Install the BI Content Add-On that corresponds to SAP ERP 6.0 (software component BI_CONT Release 7.02, or compatible).</p>	<p>For more information about the installation and upgrade to BI_CONT 7.02, see SAP Note 847019 (<i>BI_CONT 7.02: Installation and Upgrade Information</i>) on SAP Service Marketplace at http://service.sap.com/notes.</p> <p>Upgrade from earlier releases is</p>

Step	Action	Remarks and subsequent steps
	[Corresponding Documentation from http://service.sap.com/instguides]	[Additional Documentation from http://service.sap.com/instguides]
		<p>automatically performed during upgrade to the usage type Business Intelligence in step 2 (Add-In installation of FSCM Biller Direct 6.0).</p>  <p>For more information, see section 4.2.1, Usage Type Business Intelligence.</p>
Product Instance Frontend PC (Authoring Environment)		
Activities for upgrading to SAP ERP 6.0 while installing software components from an enhancement package		
13	<p>Install add-on product instance SAP Learning Solution Client (Auth) on each computer used for authoring.</p> <p>Documentation Reference</p> <p><i>[Installation and Upgrade Guide – Authoring Environment (LSOAE) 600]</i></p>	<p>When installing an enhancement package during an upgrade to SAP ERP 6.0, the version for product instance SAP Learning Solution Client (Auth) that was shipped with the enhancement package is chosen.</p> <p>Before you install the new add-on version, de-install prior add-on versions of SAP Learning Solution Client (Auth) that may have been installed.</p>  <p>For more information, see SAP Service Marketplace at http://service.sap.com/erp-inst → SAP ERP 6.0</p> <p>The Java Development Kit (JDK) is required for the Authoring Environment. SAP does not ship this component, so you must download and install it separately.</p> <p>To determine the recommended JDK versions for your platform and learn how to obtain them, see SAP Note 709140 (<i>Recommended JDK and VM Settings for the WebAS630/640/7.0</i>) on SAP Service Marketplace at http://service.sap.com/notes.</p>
Product Instance Frontend PC (Learner Environment - Internal)		

Step	Action	Remarks and subsequent steps
	[Corresponding Documentation from http://service.sap.com/instguides]	[Additional Documentation from http://service.sap.com/instguides]
Activities for upgrading to SAP ERP 6.0 while installing software components from an enhancement package		
10	<p>Upgrade product instance SAP Learning Sol-Client (Lern) on each computer used for learning.</p> <p>Documentation Reference</p> <p><i>[Installation and Upgrade Guide – Offline Player (LSO-OP) 600]</i></p>	<p>For more information about:</p> <ul style="list-style-type: none"> Upgrading the Offline Player, see the Implementation Guide (IMG) of the SAP Learning Solution on SAP Help Portal at help.sap.com → SAP Learning Solution → Learning Portal → Offline Player. SAP Learning Solution, see SAP Service Marketplace at: <ul style="list-style-type: none"> http://service.sap.com/erp-inst → SAP ERP 6.0 http://service.sap.com/learningsolution <p>During a normal upgrade to SAP ERP 6.0, the product instance is taken from SAP ERP 6.0. When installing the enhancement package, the version from the product version for the particular enhancement package must be installed or upgraded.</p>
Product Instance SAP NW – Search and Classification		
11	<p>Install product instance SAP NW – Search and Classification.</p> <p>After installing SAP NW – Search and Classification, you must configure the systems that communicate with it.</p> <ul style="list-style-type: none"> If ABAP applications access TREX functions using the TREX ABAP client and the RFC protocol, then you must perform the post-installation steps to set up an RFC connection. If Java applications access TREX functions using the TREX Java client and the HTTP/HTTPS protocol, then you must perform the post-installation steps to set up an HTTP connection. <p>Note that some applications use both the</p>	<p>You must perform a migration if you already have TREX 6.1 (SP01) running in your system landscape. The migration procedure does not change the existing system. You install the new TREX system parallel to the existing system and carry out a migration of the existing indexes, queues, and configuration files for the new system.</p> <p>The use of TREX is optional for LSO.</p>  <p>For more information, see:</p> <ul style="list-style-type: none"> Section 4.2.6, Standalone Engine Search and

Step	Action	Remarks and subsequent steps
	<p>[Corresponding Documentation from http://service.sap.com/instguides]</p>	<p>[Additional Documentation from http://service.sap.com/instguides]</p>
	<p>ABAP and the Java client.</p> <p>Documentation Reference</p> <p><i>Installation Guide – Search and Classification (TREX)</i></p>	<p>Classification (TREX)</p> <ul style="list-style-type: none"> • Component Migration Guide – Search and Classification (TREX) • Documentation on SAP Service Marketplace at http://service.sap.com/instguidesNw70
SYSTEM INSTANCE 4 (External System in the Demilitarized Zone – DMZ)		
Activities for upgrading to SAP ERP 6.0		
12	<p>Upgrade or install a system with the following usage types on a separate server in your DMZ:</p> <ul style="list-style-type: none"> • AS Java • AS ABAP • Enterprise Portal (upgrade), or EP Core (installation) <p>In this step, install the following product instances and software components:</p> <ul style="list-style-type: none"> • SAP XSS (Self Services) • SAP Learning Sol-Frontend CP (Java component LSOCP 600) • Portal Content 	<p>For more information, see the installation guide on SAP Service Marketplace at http://service.sap.com/instguidesNw70.</p> <p>For more information about portal content, visit SAP Service Marketplace at http://service.sap.com/ep-content.</p> <p>For more information about the upgrade of SAP XSS (Self-Services), see section 4.3.2, Upgrade of Product Instances SAP XSS and Portal Content.</p>
13	<p>Upgrade or install the following product instances and software components as described above for the internal systems:</p> <ul style="list-style-type: none"> • SAP E-Recruiting • SAP Learning Sol-Frontend ABAP 	
Activities for the optional installation of enhancement package 3 for SAP ERP (or subsequent enhancement packages) during an upgrade to SAP ERP 6.0		
	<p>The one-step upgrade, which is supported as of SAP ERP 6.0 – Support Release 3, permits the upgrade to SAP ERP 6.0 to include the installation of software components from enhancement packages in the same step.</p> <p>When installing the enhancement package, you can either organize the following optional activities as part of the upgrade step mentioned above (the recommended approach), or you organize it through subsequent activities.</p>	

Step	Action [Corresponding Documentation from http://service.sap.com/instguides]	Remarks and subsequent steps [Additional Documentation from http://service.sap.com/instguides]
a	Install the following product instances and software components of the relevant enhancement package, as described above for the internal systems: <ul style="list-style-type: none"> • SAP XSS (Self Services) • SAP Learning Sol-Frontend CP • Portal Content • SAP E-Recruiting • SAP Learning Sol-Frontend ABAP 	The product instances are taken from SAP ERP 6.0 in an upgrade to SAP ERP 6.0, or they are taken from the product version for the particular enhancement package in an upgrade situation with additional enhancement package installation. For more information, see the Master and Installation guides on http://service.sap.com/erp-inst .
System Instance Frontend PC (Learner Environment - External)		
14	Upgrade product instance SAP Learning Sol-Client (Lern) on each computer used for learning. Documentation Reference <i>Installation and Upgrade Guide – Offline Player (LSO-OP) 600</i>	For more information about: <ul style="list-style-type: none"> • Upgrading the Offline Player, see the Implementation Guide (IMG) of the SAP Learning Solution on SAP Help Portal at help.sap.com → SAP Learning Solution → Learning Portal → Offline Player. • SAP Learning Solution, see SAP Service Marketplace at: <ul style="list-style-type: none"> ○ http://service.sap.com/erp-inst → SAP ERP 6.0 ○ http://service.sap.com/learningsolution

5.5 Procurement and Logistics Execution

With SAP ERP Procurement, for every type of product or service to be procured, the corresponding procurement method can be identified – from employee self-service activities to sophisticated plan-driven approaches.

Logistics Execution supports processes for Inventory Management, Warehouse Management, and Transport Execution.



For more information about individual processes of SAP ERP 6.0 or the language and country availability on a process level, see the *SAP ERP 6.0*

Master Guide on SAP Service Marketplace at
<http://service.sap.com/erp-inst> → SAP ERP 6.0.



For more information on the key capabilities and business processes that compose this key functional area, review the SAP ERP Business Map on SAP Service Marketplace at <http://service.sap.com/businessmaps> → Cross-Industry Maps → Enterprise Resource Planning (ERP).

5.5.1 System Landscape

The following figure illustrates an example of a full-fledged system landscape for the key functional area Procurement and Logistics Execution of SAP ERP 6.0. The software components and product instances used in this figure are described in detail in the SAP ERP 6.0 Master Guide.

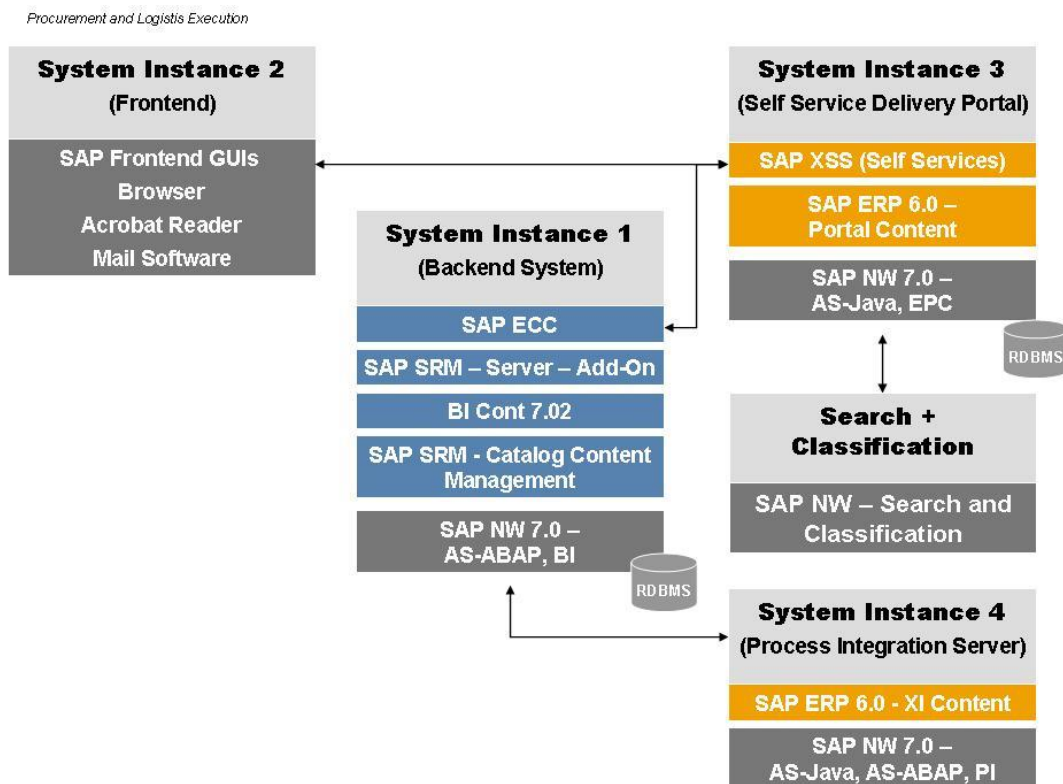


Figure 14: System Landscape for the *Procurement and Logistics Execution* Key Functional Area



We recommend that you do not install all components on one host, but rather distribute the components among several hosts.

There are several possibilities to distribute components. The figure above just provides one example. The distribution depends on many factors, such as sizing, security, available hardware, and so on. In practice, any distribution of components among hosts is possible, ranging from the minimal system landscape to the maximum distributed landscape, where every component runs on its own host or even on multiple hosts.



You additionally need a dedicated system for SAP Solution Manager and you must install the related front-end components.



For more information about system landscapes or for more details about the implementation sequence, see the *SAP ERP 6.0 Master Guide* on SAP Service Marketplace at <http://service.sap.com/erp-inst> → *SAP ERP 6.0*.

5.5.2 Upgrade Sequence

The following table describes the recommended sequence of upgrade or installation steps that you should perform to set up a full-fledged system landscape.



For information about the required component versions and patch levels, see the Software Component Matrix, the current Support Package Stacks on SAP Service Marketplace at <http://service.sap.com/sp-stacks>, and the following SAP Notes: [774615](#), and [1088904](#).

The Release Notes also document the required component versions and patch levels for every Support Package Stack. For more information, see *SAP Note 849887* (*SAP ERP 6.0: Support Package Stacks Release and Info Note*) on SAP Service Marketplace at <http://service.sap.com/notes>.






We recommend that you adhere to the component versions and patch levels documented in the latest Release Information Note for SAP ERP.



All product instances of SAP ERP 6.0 are technically independent of each other with regard to the installation sequence. This means that these components can be installed or upgraded in any order if not mentioned as prerequisites. For example, when you install an ABAP Add-On component it does not matter whether any other ABAP Add-On of SAP ERP is installed in the same system instance.



Table 26: Upgrade of the Procurement and Logistics Execution Key Functional Area




Step	Action	Remarks and Subsequent Steps
	[Corresponding Documentation from http://service.sap.com/instguides]	[Additional Documentation from http://service.sap.com/instguides]
SYSTEM INSTANCE 1 (Back-end System)		
1	Upgrade your SAP R/3 system or your SAP ECC 5.0 system to SAP ECC 6.0 (Product instance SAP ECC SERVER).	Prerequisite If you use SAP Internet Pricing and Configurator (IPC), then you must


Step	Action [Corresponding Documentation from http://service.sap.com/instguides]	Remarks and Subsequent Steps [Additional Documentation from http://service.sap.com/instguides]
	<p>Documentation Reference</p> <ul style="list-style-type: none"> • Upgrade Guide – SAP ERP Central Component 6.0 • SAP Note 826092 (Add. info. on upgrading to SAP ERP Central Component 6.0), or successor notes (for SAP ERP 6.0 SR3 for example SAP Note 1088904 (Add. info. on upgrading to SAP ECC 6.0 SR3 ABAP))) 	<p>de-install your existing installation of IPC, because the new version is part of the product instance SAP ECC SERVER (SAP ECC 6.0). Following this, you can upgrade your back-end system, as described in this current step.</p> <p>For more formation, see section 4.3.5.5, Change of external IPC Server.</p> <p>Upgrade</p> <p>The upgrade includes all software components, which are part of product instance SAP ECC SERVER. All additional Add-On components are upgraded using a supplemental CD.</p> <p>During the upgrade (BIND_PATCH phase), you must bind all ABAP Support Packages available for SAP ECC 6.0.</p>  <p>For more information about the software components of SAP ERP 6.0 – SAP ECC SERVER, see the <i>SAP ERP 6.0 Master Guide</i> on SAP Service Marketplace at http://service.sap.com/erp-inst.</p>
2	<p>Install product instance SAP SRM Server (software component SRM SERVER 5.5) as an add-on to system instance 1 (back-end system).</p> <p>OR</p> <p>Optionally install as separate system instance.</p> <p>Documentation Reference</p> <ul style="list-style-type: none"> • Upgrade Guide – SAP Supplier Relationship Management Server 5.5 • SAP ERP 6.0 Master Guide 	<p>Depending on the deployment option, the following product instances of SAP ERP 6.0 are used:</p> <ul style="list-style-type: none"> • Add-On: SRM Server Add-On • Separate Installation: SAP SRM Server <p>An alternative to a new installation of the SRM Server 5.5 software component (not shown in the above figure) applies if you already have an SRM Server in operation before the upgrade. In this case, it is possible to upgrade the SRM Server and to operate a separate SRM Server in your landscape.</p>

Step	Action [Corresponding Documentation from http://service.sap.com/instguides]	Remarks and Subsequent Steps [Additional Documentation from http://service.sap.com/instguides]
3	<p>Install SAP Content Catalog Management (CCM) 2.0 (product instance SAP SRM Catalog Content Mgmt).</p> <p>OR</p> <p>Upgrade from SAP Content Catalog Management (CCM) 1.0.</p> <p>Alternatively Install product instance SAP SRM - CCM SRM-MDM Catalog</p> <p>Documentation Reference See SAP Notes 835170, 835169, 843867, 814446, and 967088 on SAP Service Marketplace at http://service.sap.com/notes.</p>	<p>SAP CCM 2.0 can be installed on any system based on the usage type AS ABAP.</p> <p>New installations should use SAP CCM 2.0 instead of Requisite BugsEye. A tool for data migration from Requisite BugsEye to CCM 2.0 is available with general availability of CCM 2.0.</p> <p>Upgrade customers already using Requisite BugsEye can either install SAP SRM - Catalog Content Management and SAP NW - Search and Classification (TREX) or continue to use Requisite BugsEye and SAP Integrated Catalog.</p>  <p>For more information about license and maintenance restrictions of Requisite products, see SAP Note 485884 (<i>Information: Requisite eMerge and BugsEye delivery</i>) on SAP Service Marketplace at http://service.sap.com/notes.</p>
4	<p>Optional Step:</p> <p>Upgrade Requisite BugsEye and eMerge.</p> <p>Documentation Reference <i>BugsEye and eMerge 4.0 Installation and Upgrade Guide</i></p>	<p>If you are already using Requisite BugsEye and do not want to install SAP SRM - Catalog Content Management, you must upgrade Requisite BugsEye to the required version.</p>  <p>For more information about license and maintenance restrictions of Requisite products, see SAP Note 485884 (<i>Information: Requisite eMerge and BugsEye delivery</i>) on SAP Service Marketplace at http://service.sap.com/notes.</p>
5	<p>Install the BI Content Add-On, which corresponds to SAP ERP 6.0 (software component BI_CONT Release 7.02, or compatible).</p>	<p>For more information, see SAP Note 847019 (<i>BI_CONT 7.02: Installation and Upgrade Information</i>) on SAP Service Marketplace at http://service.sap.com/notes</p>

Step	Action	Remarks and Subsequent Steps
	[Corresponding Documentation from http://service.sap.com/instguides]	[Additional Documentation from http://service.sap.com/instguides]
		<p>s.</p> <p>Upgrade from earlier releases is automatically performed during upgrade to the usage type Business Intelligence in step 1 (upgrade of SAP R/3).</p>  <p>For more information, see Usage Type Business Intelligence.</p>
SYSTEM INSTANCE 4 (Exchange Server)		
6	<p>Upgrade the SAP Exchange Infrastructure (XI) to product instance SAP NW Process Integration.</p> <p>OR</p> <p>Install the usage type Process Integration (product instance SAP NW – Process Integration).</p> <p>Documentation Reference</p> <p><i>Upgrade Master Guide – SAP NetWeaver 7.0, Section SAP Exchange Infrastructure</i></p>	<p>You can upgrade SAP NetWeaver Exchange Infrastructure and SAP ECC SERVER in parallel. Afterward, it is crucial that you configure SAP NetWeaver XI anew.</p>  <p>For more information, see section 4.2.2, Usage Type Process Integration.</p>
7	<p>Install the relevant XI Content packages from product instance XI Content.</p> <p>Documentation Reference</p> <ul style="list-style-type: none"> • Upgrade Guide SAP NetWeaver 7.0 • Upgrade Guide – SAP Enterprise Resource Planning 6.0: Java • Master Guide SAP ERP 6.0 	<p>If you have modified your existing XI content, then you can reuse it for the usage type Process Integration.</p> <p>If you have made no modifications, then we recommend that you import the new XI Content for the usage type Process Integration.</p>
SYSTEM INSTANCE 3 (Self-Service Delivery Portal)		
8	<p>Install a system based on the usage type EP Core, or upgrade your existing SAP NetWeaver Portal to a system based on usage type Enterprise Portal.</p> <p>Documentation Reference</p>	<p>Depending on your source release, the following upgrade paths exist:</p> <ul style="list-style-type: none"> • SAP EP 6.0_640: You can upgrade directly to the usage type Enterprise Portal (An upgrade to usage type EP

Step	Action [Corresponding Documentation from http://service.sap.com/instguides]	Remarks and Subsequent Steps [Additional Documentation from http://service.sap.com/instguides]
	<ul style="list-style-type: none"> • Upgrade Guide SAP NetWeaver 7.0 Java • Installation Guide – SAP NetWeaver 7.0 on <Operating System>: <Database>. • Content Management & Collaboration (CMC) is included in the Enterprise Portal installation, only. For possible limitations to migrate a system based on usage type EP Core to a system based on usage type Enterprise Portal, check SAP Note 852235 (Release Limitations for SAP ERP 6.0) 	<p>Core is not possible).</p> <ul style="list-style-type: none"> • <i>SAP EP 6.0 SP02, SAP EP 5.0 SP06, and SAP Workplace 2.11:</i> There is no direct upgrade to the usage type Enterprise Portal. You must migrate to SAP EP 6.0_640 (SAP NetWeaver '04) before you can upgrade to SAP NetWeaver 7.0.  <p>For more information, see section 4.2.4, Usage Type Enterprise Portal.</p>
9	<p>Install product instance SAP XSS (Self Services), if not upgraded in step 8 (upgrade of SAP NW – Enterprise Portal).</p> <p>Documentation Reference</p> <ul style="list-style-type: none"> • Upgrade Guide – SAP Enterprise Resource Planning 6.0: Java • SAP ERP 6.0 Master Guide 	<p>The product instance SAP XSS (Self Services) consists of the following software components:</p> <ul style="list-style-type: none"> • MSS 600 • ESS 600 • IS HER-CSS 600 • ASR 600 • PSS 600 • PCUI_GP 600 <p>You can install a complete installation of the SAP XSS (Self Services) package using the ERP Java installer, which is the default mode. You find patches for each of these subcomponents on SAP Service Marketplace.</p>  <ul style="list-style-type: none"> • Depending on your installation, you may need to install Support Packages for SAP ERP and SAP ERP HCM. • Depending on the processes you would like to implement, you must consider using the SAP NetWeaver Rapid Installer. For more

Step	Action [Corresponding Documentation from http://service.sap.com/instguides]	Remarks and Subsequent Steps [Additional Documentation from http://service.sap.com/instguides]
		<p>information about the installation and configuration wizard, see section 4.4, SAP NetWeaver Rapid Installer.</p>  <p>A system landscape comprising a back-end system with separate SAP NW - Enterprise Portal or SAP NW – EP Core system and a separate SAP XSS (Self Services) system is no longer supported with SAP ERP 6.0. In the future, SAP XSS (Self Services) must be installed on the same system instance where the usage type EP Core and the Portal Content is installed.</p> <p>When upgrading your SAP XSS (Self Services) system, a system with the usage type EP Core is installed automatically.</p>  <p>For more information, see section 4.3.2, Upgrade of Product Instances SAP XSS and Portal Content.</p>  <p>We recommend that you check the sizing of the server, because during the upgrade of SAP XSS (Self Services) the usage type EP Core is installed in addition.</p>
10	<p>Install the relevant Business Packages (product instance Portal Content). Depending on the processes implemented, download and install additional Business Packages.</p> <p>Documentation Reference</p> <ul style="list-style-type: none"> • SAP ERP 6.0 Master Guide • Upgrade Guide – SAP Enterprise Resource Planning 6.0: Java 	<p>For more information on portal content, visit SAP Service Marketplace at http://service.sap.com/ep-content.</p> <p>For a description, see section 4.3.2, Upgrade of Product Instances SAP XSS and Portal Content.</p>
Product Instance SAP NW - Search and Classification		

Step	Action [Corresponding Documentation from http://service.sap.com/instguides]	Remarks and Subsequent Steps [Additional Documentation from http://service.sap.com/instguides]
11	<p>Install SAP NW - Search and Classification (TREX).</p> <p>After installing SAP NW - Search and Classification, you must configure the systems that communicate with it.</p> <ul style="list-style-type: none"> • If ABAP applications access TREX functions using the TREX ABAP client and the RFC protocol, then you must perform the post-installation steps to set up an RFC connection. • If Java applications access TREX functions using the TREX Java client and the HTTP/HTTPS protocol, then you must perform the post-installation steps to set up an HTTP connection. <p>Note that some applications use both the ABAP and the Java client.</p> <p>Documentation Reference</p> <ul style="list-style-type: none"> • Installation Guide – Search and Classification (TREX) • Component Migration Guide – Search and Classification (TREX) 	<p>You must perform a migration if you already have TREX 6.1 (SP01) running in your system landscape.</p> <p>The migration procedure does not change the existing system. You install the new TREX system parallel to the existing system and carry out a migration of the existing indexes, queues, and configuration files for the new system.</p>  <p>For more information, see section 4.2.6, Standalone Engine Search and Classification (TREX).</p>
Product Instance Frontend PC		
12	<p>Upgrade or install the following software components on your front-end PC:</p> <ul style="list-style-type: none"> • SAP GUI • Internet Browser • Acrobat Reader • Mail Software 	<p>Refer to the installation and upgrade recommendations of the relevant product.</p>



Several upgrade or installation steps can be carried out in parallel. For example, you can proceed this way with the upgrade or installation of the usage types Process Integration, Business Intelligence, EP Core, the Add-On component, and the Search & Classification or the usage type AS Java for the J2EE applications.

5.6 Product Development and Manufacturing

Product Development and Manufacturing helps you manage the entire life-cycle of product-related Master Data, including product structures, routings, and documents from invention to phase-out. By ensuring immediate access to the most current data, Product Development and Manufacturing ensures that your production planning and execution activities proceed smoothly.

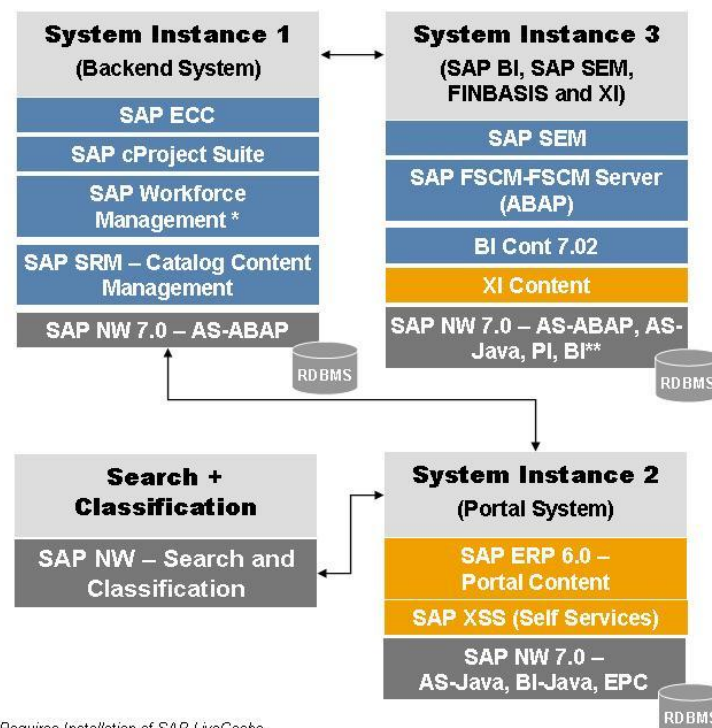


- For more information about individual processes of SAP ERP 6.0 or the language and country availability on process level, see the *SAP ERP 6.0 Master Guide* on SAP Service Marketplace at <http://service.sap.com/erp-inst> → *SAP ERP 6.0*.
- For more information on the key capabilities and business processes that compose this key functional area, see the *SAP ERP Business Map* on SAP Service Marketplace at <http://service.sap.com/businessmaps> → *Cross-Industry Maps* → *Enterprise Resource Planning (ERP)*.

5.6.1 System Landscape

The following figure illustrates an example of a full-fledged system landscape for the key functional area Product Development and Manufacturing of SAP ERP 6.0. It consists of the product instances and software components discussed in detail in the SAP ERP 6.0 Master Guide.

Product Development and Manufacturing



* Requires Installation of SAP LiveCache

** See SAP Service Marketplace at service.sap.com/notes → SAP Note 855534 (Embedded NetWeaver Components in ERP)

Figure 15: System Landscape for the *Product Development and Manufacturing* Key Functional Area

We recommend that you do not install all components on one host, but rather distribute the components among several hosts.

There are several possibilities to distribute components. The figure above provides just one example. The distribution depends on many factors, such as sizing, security, available hardware, and so on. In practice, any distribution of components among hosts is possible, ranging from the minimal system landscape to the maximum distributed landscape, where every component runs on its own host or even on multiple hosts. For more information, see the *SAP ERP 6.0 Master Guide*.



For more information about system landscapes or for more details about the implementation sequence, see the SAP ERP 6.0 Master Guide on SAP Service Marketplace at <http://service.sap.com/erp-inst> → *SAP ERP 6.0*.

5.6.2 Upgrade Sequence

The following table describes the recommended sequence of upgrade or installation steps that you should perform to set up a full-fledged system landscape.



For information about the required component versions and patch levels, see the Software Component Matrix, the current Support Package Stacks on SAP Service Marketplace at <http://service.sap.com/sp-stacks>, and the following SAP Notes: [774615](#), and [1088904](#).

The Release Notes also document the required component versions and patch levels for every Support Package Stack. For more information, see [SAP Note 849887](#) (*SAP ERP 6.0: Support Package Stacks Release and Info Note*) on SAP Service Marketplace at <http://service.sap.com/notes>.





We recommend that you adhere to the component versions and patch levels documented in the latest Release Information Note for SAP ERP.




All product instances of SAP ERP 6.0 are technically independent of each other with regard to the installation sequence. This means that these components can be installed or upgraded in any order if not mentioned as prerequisites. For example, when you install an ABAP Add-On component, it does not matter whether any other ABAP Add-On of SAP ERP is installed on the same system instance.



Table 27: Upgrade of the Product Development and Manufacturing Key Functional Area





Step	Action [Corresponding Documentation from http://service.sap.com/instguides]	Remarks and Subsequent Steps [Additional Documentation from http://service.sap.com/instguides]
------	--	---



Step	Action [Corresponding Documentation from http://service.sap.com/instguides]	Remarks and Subsequent Steps [Additional Documentation from http://service.sap.com/instguides]
SYSTEM INSTANCE 1 (Back-end System)		
1	<p>Upgrade your SAP R/3 system or your SAP ECC 5.0 system to SAP ECC 6.0 (Product instance SAP ECC SERVER).</p> <p>Documentation Reference</p> <ul style="list-style-type: none"> • Upgrade Guide – SAP ERP Central Component 6.0 • SAP Note 826092 (Add. info. on upgrading to SAP ERP Central Component 6.0), or successor notes — for example, for SAP ERP 6.0 SR3, SAP Note 1088904 (Add. info. on upgrading to SAP ECC 6.0 SR3 ABAP). 	<p>This upgrade includes all software components that are part of product instance SAP ECC SERVER. All additional Add-On components are upgraded using a supplemental CD.</p> <p>During the upgrade (BIND_PATCH phase), you must bind all ABAP Support Packages available for SAP ECC 6.0.</p>  <p>For information about the software components of SAP ECC SERVER, review the <i>SAP ERP 6.0 Master Guide</i> on SAP Service Marketplace at http://service.sap.com/erp-inst.</p>
2	<p>Optional Step:</p> <p>Install SAP Content Catalog Management (CCM) 2.0 (product instance SAP SRM Catalog Content Mgmt).</p> <p>OR</p> <p>Upgrade from SAP Content Catalog Management (CCM) 1.0.</p> <p>ALTERNATIVELY, Install product instance SAP SRM - CCM SRM-MDM Catalog</p> <p>Documentation Reference</p> <p>See SAP Notes 835170, 835169, 843867, 814446 and 967088 on SAP Service Marketplace at http://service.sap.com/notes.</p>	<p>The product instance SAP SRM Catalog Content Mgmt (SAP CCM 2.0) can be installed on any system based on the usage type AS ABAP.</p>
3	<p>Install product instance SAP cProjects Suite (software component cProjects Suite 4.00). Do this either on a dedicated SAP NetWeaver Server or on the SAP NetWeaver system of the SAP ERP 6.0 – SAP ECC SERVER system.</p>	<p>SAP cProjects Suite 4.00 includes two applications:</p> <ul style="list-style-type: none"> • cProjects, a project management application • cFolders, a collaboration

Step	Action [Corresponding Documentation from http://service.sap.com/instguides]	Remarks and Subsequent Steps [Additional Documentation from http://service.sap.com/instguides]
	<p>Afterwards perform the post upgrade activities listed in the <i>Upgrade Master Guide SAP Project and Portfolio Management</i>.</p> <p>Documentation Reference</p> <ul style="list-style-type: none"> Upgrade Master Guide <i>SAP Project and Portfolio Management powered by SAP NetWeaver</i> on SAP Service Marketplace at http://service.sap.com/instguides → <i>SAP Business Suite Solutions</i> → <i>SAP PLM</i> → <i>cProjects Suite 4.00</i> SAP Note 853694 and SAP Note 853692 on SAP Service Marketplace at http://service.sap.com/notes. 	<p>platform</p> <p>CPRXRPM 400 (technical name for the cProjects Suite component) is an add-on to SAP NetWeaver 7.0.</p> <p>If you are implementing cProjects Suite for the first time or, if you want to use the cProjects standalone, we recommend that you install the application on the SAP NetWeaver system of the SAP ECC SERVER system, or install it in addition to SAP ERP 6.0 – SAP ECC.</p> <p></p> <p>However, if you have been operating cProjects Suite separately from your ERP system and you plan to upgrade both systems to SAP ERP 6.0, be aware that you cannot merge these two systems into one. You must continue to run both systems separately.</p>
4	<p>Install SAP Workforce Deployment 1.0 – Workforce Deployment, which consists of the following software components:</p> <ul style="list-style-type: none"> CPRXRPM 400 WFM Core 200 SAP liveCache (LCAPPS_2005_700) <p>Documentation Reference</p> <ul style="list-style-type: none"> SAP Note 830595 (Installation WFMCORE 200) SAP Note 830596 (Additional info about upgrading to Basis 700 with WFMCORE) Master Guide SAP CRM 5.0 	<ul style="list-style-type: none"> SAP liveCache (LCAPPS_2005_700) must be installed first. For performance reasons, you must install SAP liveCache on a separate system. WFM Core is an add-on the usage type AS ABAP. You can install WFM Core with at least SP01 on the SAP ECC SERVER system. For more information, see section 4.3.5.3, Product Instance SAP Workforce Management.
SYSTEM INSTANCE 2 (Portal System)		
5	<p>Install a system based on the usage type EP Core, or upgrade your existing SAP NetWeaver Portal to a system</p>	<p>Depending on your source release, the following upgrade paths exist:</p> <ul style="list-style-type: none"> <i>SAP EP 6.0_640</i>: You can

Step	Action [Corresponding Documentation from http://service.sap.com/instguides]	Remarks and Subsequent Steps [Additional Documentation from http://service.sap.com/instguides]
	<p>based on usage type Enterprise Portal. The additional installation of SAP NW – BI Java in the same system instance enables you to use the complete functional scope of SAP SEM.</p> <p>Documentation Reference</p> <ul style="list-style-type: none"> • Upgrade Guide SAP NetWeaver 7.0 Java. • Installation Guide – SAP NetWeaver 7.0 on <Operating System>: <Database>. • Content Management & Collaboration (CMC) is included in the Enterprise Portal installation, only. For possible limitations to migrate a system based on usage type EP Core to a system based on usage type Enterprise Portal, check SAP Note 852235 (Release Limitations for SAP ERP 6.0). 	<p>upgrade directly to the usage type Enterprise Portal (an upgrade to usage type EP Core is not possible).</p> <ul style="list-style-type: none"> • <i>SAP EP 6.0 SP02, SAP EP 5.0 SP06, and SAP Workplace 2.11:</i> There is no direct upgrade to the usage type Enterprise Portal. You must first migrate to SAP EP 6.0_640 (SAP NetWeaver '04) before you can upgrade to SAP NetWeaver 7.0.  <p>For more information, see section 4.2.4, Usage Type Enterprise Portal.</p>
6	<p>Install product instance SAP XSS (Self Services), if not already upgraded in step 5 (upgrade of SAP NW – Enterprise Portal).</p> <p>Documentation Reference</p> <ul style="list-style-type: none"> • Upgrade Guide – SAP Enterprise Resource Planning 2005 (6.0) : Java • SAP ERP 6.0 Master Guide 	<p>The installation of the product instance SAP XSS (Self Services) — not shown in the figure — depends on the individual process.</p>  <p>For more information, see section 4.3.2.3, Upgrade of SAP ERP 6.0 – Portal Content.</p>  <p>A system landscape comprising a back-end system with separate SAP NW - Enterprise Portal, or SAP NW – EP Core system and an SAP XSS (Self Services) system, is no longer supported with SAP ERP 6.0. In the future, SAP XSS (Self Services) must be installed on the same system instance where the usage type <i>EP Core</i> and <i>Portal Content</i> is installed.</p> <p>When upgrading your SAP XSS</p>

Step	Action [Corresponding Documentation from http://service.sap.com/instguides]	Remarks and Subsequent Steps [Additional Documentation from http://service.sap.com/instguides]
		<p>(Self Services) system, a system with the usage type EP Core is automatically installed.</p>  <p>For more information, see section 4.3.2, Upgrade of Product Instances SAP XSS and Portal Content.</p>  <p>We recommend that you check the capacity of the server, because during the upgrade of SAP XSS (Self Services) the usage type EP Core is also installed.</p> <p>Depending on the processes you would like to implement, you must consider using SAP NetWeaver Rapid Installer. See section 4.4, SAP NetWeaver Rapid Installer.</p>
7	<p>Install the relevant Business Packages (product instance Portal Content). Depending on the processes implemented, download and install additional Business Packages.</p> <p>Documentation Reference</p> <ul style="list-style-type: none"> • SAP ERP 6.0 Master Guide • Upgrade Guide – SAP Enterprise Resource Planning 2005 (6.0): Java 	<p>For more information about portal content, visit SAP Service Marketplace at http://service.sap.com/ep-content.</p> <p>For more information, see section 4.3.2, Upgrade of Product Instances SAP XSS and Portal Content.</p>
SYSTEM INSTANCE 3 (SAP NW Business Intelligence, SAP SEM, SAP FSCM SERVER-ABAP, and SAP NW – Process Integration)		
8	<p>If you are using SAP NetWeaver Business Intelligence:</p> <ol style="list-style-type: none"> 1. Upgrade to a system based on the usage type Business Intelligence with BI_CONT Add-on 7.02. 2. Install the add-on instances SAP FSCM Server (ABAP)/ FINBASIS and SAP SEM. 	<p>You must update the BI_CONT Add-On during the SAP NW Business Intelligence server upgrade. The upgrade process prompts you for the required Data Medium at the appropriate point in time. This prompt also appears if the add-on is not installed in your system, which is the case if your SAP NetWeaver Business Intelligence source release</p>

Step	Action [Corresponding Documentation from http://service.sap.com/instguides]	Remarks and Subsequent Steps [Additional Documentation from http://service.sap.com/instguides]
	Documentation Reference <i>Installation Guide SAP NetWeaver 7.0 on <Operating System>: <Database></i>	<p>is 3.0B or below.</p>  <p>For more information on the upgrade to BI_CONT 7.02, see <i>SAP Note 847019</i> (<i>BI_CONT 7.02: Installation and Upgrade Information</i>) on SAP Service Marketplace at http://service.sap.com/notes.</p> <p>SAP SEM technically requires SAP FSCM Server (ABAP)/ FINBASIS.</p>  <p>For more information about the upgrade process for SAP SEM, see <i>SAP Note 855382</i> and <i>SAP Note 852447</i>.</p> <p>If prior versions of the product instances SAP FSCM Server (ABAP)/ FINBASIS, SAP SEM, and the usage type Process Integration were installed before the upgrade, then they are automatically upgraded.</p>  <p>For more information, visit SAP Service Marketplace at:</p> <ul style="list-style-type: none"> • http://service.sap.com/instguidesNw70 • http://service.sap.com/bw
9	<p>Install the usage type Process Integration (product instance SAP NW – Process Integration), if not already performed in step 7 (during upgrade of Business Warehouse).</p> <p>Documentation Reference <i>Upgrade Master Guide – SAP NetWeaver 7.0, section SAP</i></p>	<p>You can upgrade SAP NetWeaver Exchange Infrastructure and SAP ECC SERVER in parallel. Afterward, it is crucial that you configure SAP NetWeaver XI anew.</p>  <p>For more information, see section 4.2.2, Usage Type Process</p>

Step	Action [Corresponding Documentation from http://service.sap.com/instguides]	Remarks and Subsequent Steps [Additional Documentation from http://service.sap.com/instguides]
	<i>NetWeaver Exchange Infrastructure</i>	Integration .
10	Install the relevant XI Content packages from product instance XI Content. Documentation Reference <ul style="list-style-type: none"> • Upgrade Guide SAP NetWeaver 7.0 • Upgrade Guide – SAP Enterprise Resource Planning 2005 (6.0): Java • Master Guide SAP ERP 6.0 	If you have modified your existing XI content, then you can reuse it for the usage type Process Integration. If you have not made modifications, then we recommend that you import the new XI Content for the usage type Process Integration.
11	Install the BI Content Add-On that corresponds to SAP ERP 6.0 (software component BI_CONT Release 7.02, or compatible).	For more information about the installation and upgrade to BI_CONT 7.02, see SAP Note 847019 (<i>BI_CONT 7.02: Installation and Upgrade Information</i>) on SAP Service Marketplace at http://service.sap.com/notes . Upgrade from earlier releases is automatically performed during upgrade of the usage type Business Intelligence in step 7.  For more information, see section 4.2.1, Usage Type Business Intelligence .
Product Instance SAP NW – Search and Classification		
16	Install SAP NW Search and Classification (TREX) After installing SAP NW – Search and Classification, you must configure the systems that communicate with it. <ul style="list-style-type: none"> • If ABAP applications access TREX functions using the TREX ABAP client and the RFC protocol, then you must perform the post-installation steps to set up an RFC connection. 	You must perform a migration if you already have TREX 6.1 (SP01) running in your system landscape. The migration procedure does not change the existing system. You install the new TREX system parallel to the existing system and carry out a migration of the existing indexes, queues, and configuration files for the new system. 

Step	Action [Corresponding Documentation from http://service.sap.com/instguides]	Remarks and Subsequent Steps [Additional Documentation from http://service.sap.com/instguides]
	<ul style="list-style-type: none"> If Java applications access TREX functions using the TREX Java client and the HTTP/HTTPS protocol, then you must perform the post-installation steps to set up an HTTP connection. <p>Note that some applications use both the ABAP and the Java client.</p> <p>Documentation Reference</p> <ul style="list-style-type: none"> Installation Guide – Search and Classification (TREX) Component Migration Guide – Search and Classification (TREX) 	<p>For more information, see section 4.2.6, Standalone Engine Search and Classification (TREX).</p>

5.7 Sales and Service

Sales and Service addresses the sales and customer-focused processes that your enterprise requires to sell products and provide after-market services. Sales and Service enables your sales organization to manage the sales cycle smoothly. It also ensures that your service organization maintains customer satisfaction by monitoring service orders and other subsequent activities.



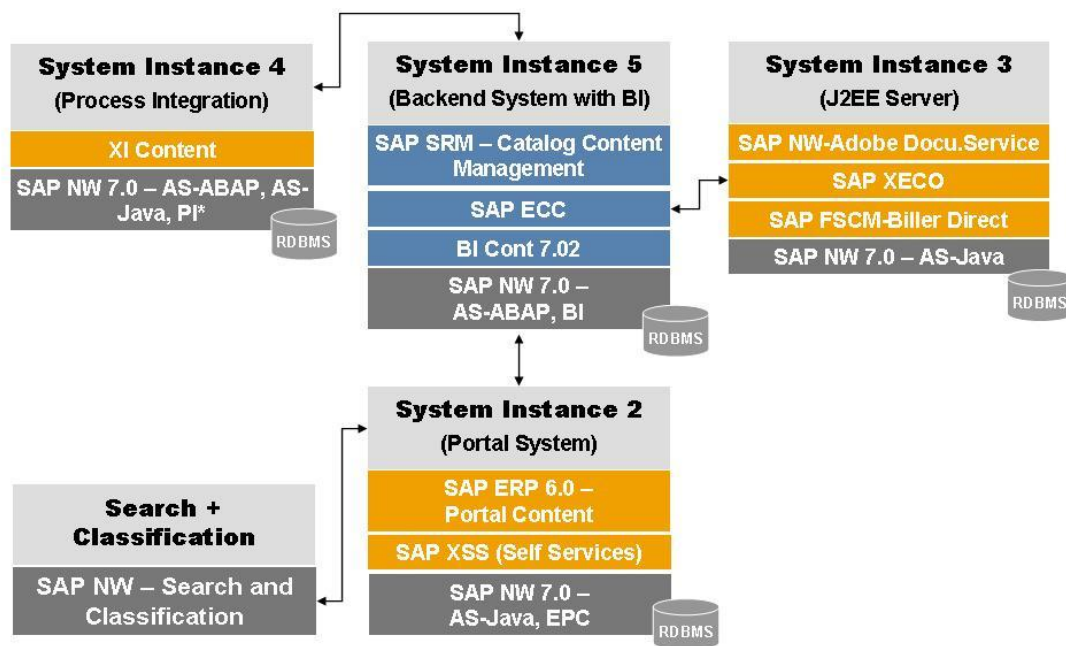
For more information about individual processes of SAP ERP 6.0 or the language and country availability on process level, read the SAP ERP 6.0 Master Guide on SAP Service Marketplace at <http://service.sap.com/erp-inst> → *SAP ERP 6.0*.



For more information about key capabilities and business processes, review the SAP ERP Business Map on SAP Service Marketplace at <http://service.sap.com/businessmaps> → *Cross-Industry Maps* → *Enterprise Resource Planning (ERP)*.

5.7.1 System Landscape

The following figure illustrates an example of a full-fledged system landscape for the SAP ERP 6.0 key functional area Sales and Service. This landscape consists of product instances and software components discussed in detail in the *SAP ERP 6.0 Master Guide*.



*) See SAP Service Marketplace at service.sap.com/notes → SAP Note 855534 (Embedded NetWeaver Components in ERP)

Figure 16: System Landscape for the Sales and Services Key Functional Area

We recommend that you do not install all components on one host, but rather distribute the components among several hosts.

There are several possibilities to distribute components. The figure above provides just one example. The distribution depends on many factors, such as sizing, security, available hardware, and so on. In practice, any distribution of components among hosts is possible, ranging from the minimal system landscape to the maximum distributed landscape, where every component runs on its own host or even on multiple hosts. All recommended landscapes are described in the *SAP ERP 6.0 Master Guide*.



You additionally need a dedicated system for SAP Solution Manager and you must install the related front-end components.



For more information about system landscapes or for more details about the implementation sequence, see the *SAP ERP 6.0 Master Guide* on SAP Service Marketplace at <http://service.sap.com/erp-inst> → *SAP ERP 6.0*.

5.7.2 Upgrade Sequence

The following table describes the recommended sequence of upgrade or installation steps that you should perform to set up a full-fledged system landscape.



For information about the required component versions and patch levels, see the Software Component Matrix, the current Support Package Stacks on SAP Service Marketplace at <http://service.sap.com/sp-stacks>, and the following SAP Notes: [774615](#), and [1088904](#).


The Release Notes also document the required component versions and patch levels for every Support Package Stack. For more information, see *SAP Note 849887 (SAP ERP 6.0: Support Package Stacks Release and Info Note)* on SAP Service Marketplace at <http://service.sap.com/notes>.






We recommend that you adhere to the component versions and patch levels documented in the latest Release Information Note for SAP ERP.


All product instances of SAP ERP 6.0 are technically independent of each other with regard to the installation sequence. This means that these components can be installed or upgraded in any order if not mentioned as prerequisites. For example, when you install an ABAP Add-On component, it does not matter whether any other ABAP Add-On of SAP ERP is installed on the same system instance.






Table 28: Upgrade of the Sales and Services Key Functional Area


Step	Action [Corresponding Documentation from http://service.sap.com/instguides]	Remarks and Subsequent Steps [Additional Documentation from http://service.sap.com/instguides]
SYSTEM INSTANCE 5 (Back-end System with BI)		
1	<p>Upgrade your SAP R/3 system or your SAP ECC 5.0 system to SAP ECC 6.0 (product instance SAP ECC SERVER).</p> <p>Documentation Reference</p> <ul style="list-style-type: none"> Upgrade Guide – SAP ERP Central Component 6.0 SAP Note 826092 (Add. info. on upgrading to SAP ERP Central Component 6.0), or successor notes — for example, for SAP ERP 6.0 SR3, SAP Note 1088904 (Add. info. on upgrading to SAP ECC 6.0 SR3) 	<p>The upgrade includes all software components that are part of the product instance SAP ECC SERVER. All additional Add-On components are upgraded using a supplemental CD.</p> <p>During the upgrade (BIND_PATCH phase), you must bind all ABAP Support Packages available for SAP ECC 6.0.</p>  <p>For information about the software components of SAP ECC, read the <i>SAP ERP 6.0 Master Guide</i> on SAP</p>

Step	Action [Corresponding Documentation from http://service.sap.com/instguides]	Remarks and Subsequent Steps [Additional Documentation from http://service.sap.com/instguides]
	ABAP).	Service Marketplace at http://service.sap.com/erp-inst .
2	<p>Install SAP Content Catalog Management (software component SAP CCM 2.0/ product instance SAP SRM Catalog Content Mgmt).</p> <p>OR</p> <p>Upgrade from SAP Content Catalog Management (CCM) 1.0.</p> <p>ALTERNATIVELY,</p> <p>Install product instance SAP SRM – CCM SRM-MDM Catalog</p> <p>Documentation Reference</p> <p>See SAP Notes 835170, 835169, 843867, 814446 and 967088 on SAP Service Marketplace at http://service.sap.com/notes.</p>	<p>The product instance SAP SRM Catalog Content Mgmt (SAP CCM 2.0) can be installed on any system based on the usage type AS ABAP.</p>
3	<p>Install the BI Content Add-On that corresponds to SAP ERP 6.0 (software component BI_CONT Release 7.02, or compatible).</p>	<p>For more information about the installation and upgrade to BI_CONT 7.02, see <i>SAP Note 847019 (BI_CONT 7.02: Installation and Upgrade Information)</i> on SAP Service Marketplace at http://service.sap.com/notes.</p> <p>Upgrade from earlier releases is automatically performed during upgrade in step 1 (upgrade of SAP R/3 System).</p>  <p>For more information, see section 4.2.1, Usage Type Business Intelligence.</p>
SYSTEM INSTANCE 4 (Process Integration)		
4	<p>Upgrade SAP NetWeaver Exchange Infrastructure (XI), or install the usage types Process Integration (product instance SAP NW – Process Integration).</p> <p>Documentation Reference</p> <p>Upgrade Master Guide – SAP NetWeaver 7.0, section <i>SAP Process</i></p>	<p>You can upgrade SAP NetWeaver Exchange Infrastructure and SAP ECC in parallel. Afterward, it is crucial that you configure SAP NetWeaver XI anew.</p>  <p>For more information, see section</p>

Step	Action [Corresponding Documentation from http://service.sap.com/instguides]	Remarks and Subsequent Steps [Additional Documentation from http://service.sap.com/instguides]
	<i>Integration.</i>	4.2.2, Usage Type Process Integration .
5	<p>Install the XI content packages relevant to SAP Catalog Content Management 2.0 from product instance XI Content.</p> <p>Documentation Reference</p> <ul style="list-style-type: none"> • Upgrade Guide SAP NetWeaver 7.0 • Upgrade Guide – SAP Enterprise Resource Planning 2005 (6.0): Java • Master Guide SAP ERP 6.0 • 	<p>If you have modified your existing XI Content, then you can reuse it for SAP the usage type Process Integration.</p> <p>If you have not made any modifications, then we recommend that you import the new XI Content for the usage type Process Integration.</p>
SYSTEM INSTANCE 3 (J2EE Server)		
6	Install (or upgrade) from SAP NetWeaver Application Server Java 6.40 to the usage type AS Java on the J2EE Server.	<p>The usage type Application Server Java includes the product instance SAP NW – Adobe Docu.Service.</p>  <p>For more information, see any of the following documents on SAP Service Marketplace at:</p> <ul style="list-style-type: none"> • http://service.sap.com/instguidesNw70: <ul style="list-style-type: none"> ○ <i>Installation Guide – SAP NetWeaver 7.0 on <Operating System>: <Database></i> ○ <i>Upgrade Guide SAP NetWeaver 7.0 Java</i> • SAP Note 834573 (Interactive Forms based on Adobe Acrobat/Reader version) on SAP Service Marketplace at http://service.sap.com/notes.
7	Install the product instances SAP FSCM Biller Direct (FSCM Biller Direct	If you are using an earlier version of SAP Internet Sales (R/3 Edition),

Step	Action [Corresponding Documentation from http://service.sap.com/instguides]	Remarks and Subsequent Steps [Additional Documentation from http://service.sap.com/instguides]
	<p>6.0) and SAP XECO.</p> <p>OR</p> <p>Upgrade the following systems to SAP FSCM Biller Direct (FSCM Biller Direct 6.0) and SAP XECO:</p> <ul style="list-style-type: none"> • FSCM Biller direct 3.0 • SAP Internet Sales (R/3 Edition) • IPC Web Applications 4.0 <p>Documentation Reference</p> <p><i>Upgrade Guide – SAP Enterprise Resource Planning 2005 (6.0): Java on SAP Service Marketplace at http://service.sap.com/erp-inst → SAP ERP 6.0</i></p>	<p>then see IPC Web Applications 4.0 in section 4.3.5, Upgrade of Product Instance SAP XECO.</p> <p>Both components have been moved into the product instance SAP XECO.</p>
8	<p>If you are currently using software component IPC 4.0, you must migrate your configuration to SAP ECC 6.0 system, with product instance SAP ECC SERVER.</p> <p>Documentation Reference</p> <p>Visit SAP Service Marketplace at http://service.sap.com/instguides → <i>SAP CRM</i> → <i>SAP CRM 5.0</i> → <i>Upgrade Guides</i></p>	<p>As of SAP ERP 6.0, IPC is part of SAP ERP 6.0 – SAP ECC SERVER. The software upgrade is automatically done during upgrade of the back-end system to the product instance SAP ECC SERVER (SAP ECC 6.0).</p> <div data-bbox="884 1272 951 1339" data-label="Image">  </div> <p>For more information, see section 4.3.5.5, Change of external IPC Server.</p>
SYSTEM INSTANCE 2 (Portal System)		
9	<p>Install a system based on the usage type EP Core, or upgrade your existing SAP NetWeaver Portal to a system based on usage type Enterprise Portal.</p> <p>Documentation References</p> <ul style="list-style-type: none"> • Upgrade Guide SAP NetWeaver 7.0 Java • Installation Guide – SAP NetWeaver 7.0 on <Operating System>: <Database> • Content Management & Collaboration (CMC) is included in the Enterprise Portal 	<p>Depending on your source release, the following upgrade paths exist:</p> <ul style="list-style-type: none"> • <i>SAP EP 6.0_640</i>: You can upgrade directly to the usage type Enterprise Portal (an upgrade to usage type EP Core is not possible). • <i>SAP EP 6.0 SP02, SAP EP 5.0 SP06, and SAP Workplace 2.11</i>: There is no direct upgrade to the usage type Enterprise Portal. You must first migrate to SAP EP 6.0_640 (SAP NetWeaver

Step	Action [Corresponding Documentation from http://service.sap.com/instguides]	Remarks and Subsequent Steps [Additional Documentation from http://service.sap.com/instguides]
	installation only. For possible limitations on migrating a system based on usage type EP Core to a system based on usage type Enterprise Portal, check SAP Note 852235 (Release Limitations for SAP ERP 6.0).	<p>'04) before you can upgrade to SAP NetWeaver 7.0.</p>  <p>For more information, see section 4.2.4, Usage Type Enterprise Portal.</p>
10	<p>Install product instance SAP XSS (Self Services), if not upgraded in step 9 (Upgrade SAP NetWeaver Portal).</p> <p>Documentation References</p> <ul style="list-style-type: none"> • Upgrade Guide – SAP Enterprise Resource Planning 2005 (6.0): Java • SAP ERP 6.0 Master Guide 	<p>The installation of the product instance SAP XSS (Self Services) — not shown in the figure above — depends on the individual process.</p>  <p>For more information, see section 4.3.2.3, Upgrade of SAP ERP 6.0 – Portal Content.</p>  <p>A system landscape comprising a back-end system with separate SAP NW – Enterprise Portal, or SAP NW – EP Core system and SAP XSS (Self Services) system, is no longer supported with SAP ERP 6.0.</p> <p>In the future, SAP XSS (Self Services) must be installed on the same system instance where the usage type <i>EP Core</i> and the <i>Portal Content</i> is installed.</p> <p>When upgrading your SAP XSS (Self Services) system, a system with the usage type EP Core is automatically installed.</p>  <p>For more information, see section 4.3.2, Upgrade of Product Instances SAP XSS and Portal Content.</p>  <p>We recommend that you check the sizing of the server, because during the upgrade of SAP XSS (Self Services), the usage type EP Core is</p>

Step	Action [Corresponding Documentation from http://service.sap.com/instguides]	Remarks and Subsequent Steps [Additional Documentation from http://service.sap.com/instguides]
		<p>also installed.</p> <p>Depending on the processes you would like to implement, you should consider using the installation and configuration wizard SAP NetWeaver Rapid Installer (see section 4.4).</p>
11	<p>Install the relevant Business Packages (product instance Portal Content).</p> <p>Depending on the processes implemented, download and install additional Business Packages.</p> <p>Documentation References</p> <ul style="list-style-type: none"> • SAP ERP 6.0 Master Guide • Upgrade Guide – SAP Enterprise Resource Planning 2005 (6.0): Java 	<p>For more information about portal content, visit SAP Service Marketplace at http://service.sap.com/ep-content.</p> <p>For a description, see section 4.3.2, Upgrade of Product Instances SAP XSS and Portal Content.</p>
SYSTEM INSTANCE SAP NW – Search and Classification		
12	<p>Install SAP NW – Search and Classification (TREX)</p> <p>After installing SAP NW – Search and Classification, you must configure the systems that communicate with it.</p> <ul style="list-style-type: none"> • If ABAP applications access TREX functions using the TREX ABAP client and the RFC protocol, then you must perform the post-installation steps to set up an RFC connection. • If Java applications access TREX functions using the TREX Java client and the HTTP/HTTPS protocol, then you must perform the post-installation steps to set up an HTTP connection. <p>Note that some applications use both the ABAP and the Java client.</p> <p>Documentation References</p> <ul style="list-style-type: none"> • Installation Guide – Search and 	<p>You must perform a migration if you already have TREX 6.1 (SP1) running in your system landscape.</p> <p>The migration procedure does not change the existing system. You install the new TREX system parallel to the existing system and carry out a migration of the existing indexes, queues, and configuration files for the new system.</p>  <p>For more information, see section 4.2.6, Standalone Engine Search and Classification (TREX).</p>

Step	Action [Corresponding Documentation from http://service.sap.com/instguides]	Remarks and Subsequent Steps [Additional Documentation from http://service.sap.com/instguides]
	Classification (TREX) <ul style="list-style-type: none"> • Component Migration Guide – Search and Classification (TREX) 	

5.8 Corporate Services

The key functional area *Corporate Services* supports functions that directly impact core business processes or that can be applied in several areas. Examples are the Quality Management, which relates both to Manufacturing Execution and to Outbound and Inbound Logistics.



For more information about individual processes of SAP ERP 6.0 or the language and country availability on process level, review the *SAP ERP 6.0 Master Guide* on SAP Service Marketplace at <http://service.sap.com/erp-inst> → *SAP ERP 6.0*.



For more information about key capabilities and business processes, see the *SAP ERP Business Map* on SAP Service Marketplace at <http://service.sap.com/businessmaps> → *Cross-Industry Maps* → *Enterprise Resource Planning (ERP)*.

5.8.1 System Landscape

The following figure illustrates an example of a full-fledged system landscape for the SAP ERP 6.0 key functional area Corporate Services. This landscape consists of the product instances and software components discussed in detail in the SAP ERP 6.0 Master Guide.

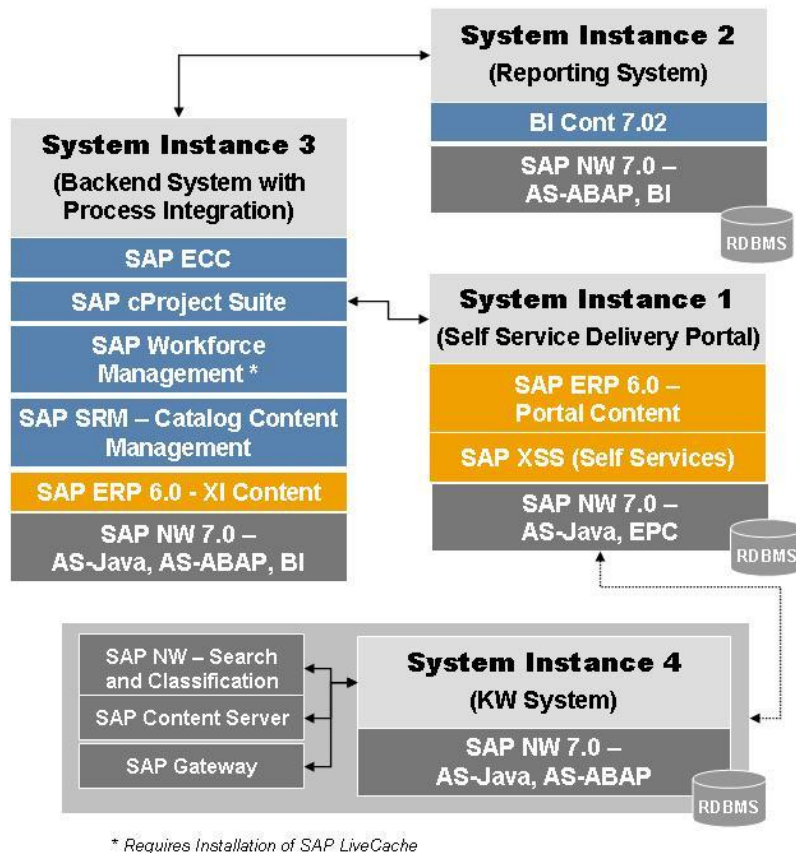


Figure 17: System Landscape for the *Corporate Services* Key Functional Area

We recommend that you do not install all components on one host, but rather distribute the components among several hosts.

There are several possibilities to distribute components. The figure above provides just one example. The distribution depends on many factors, such as sizing, security, available hardware, and so on. In practice, any distribution of components among hosts is possible, ranging from the minimal system landscape to the maximum distributed landscape, where every component runs on its own host or even on multiple hosts (see SAP ERP 6.0 Master Guide).



- You additionally need a dedicated system for SAP Solution Manager and you must install the related front-end components.
- If you plan to use a system instance with the usage type EP Core (System Instance 2: Portal System), the following additional Business Packages are available, which may be relevant for this key functional area, but dependent on the processes you implement:
 - BP for Products
 - Assets and Projects
 - Design Collaboration



For more information about system landscapes or for more details about the implementation sequence, read the *SAP ERP 6.0 Master Guide* on SAP Service Marketplace at <http://service.sap.com/erp-inst> → *SAP ERP 6.0*.

5.8.2 Upgrade Sequence

The following table describes the recommended sequence of upgrade or installation steps that you should perform to set up a full-fledged system landscape.



For information about the required component versions and patch levels, see the Software Component Matrix, the current Support Package Stacks on SAP Service Marketplace at <http://service.sap.com/sp-stacks>, and the following SAP Notes: [774615](#), and [1088904](#).

The Release Notes also document the required component versions and patch levels for every Support Package Stack. For more information, see SAP Note [849887](#) (*SAP ERP 6.0: Support Package Stacks Release and Info Note*) on SAP Service Marketplace at <http://service.sap.com/notes>.





We recommend that you adhere to the component versions and patch levels documented in the latest Release Information Note for SAP ERP.



All product instances of SAP ERP 6.0 are technically independent of each other with regard to the installation sequence. This means that these components can be installed or upgraded in any order if not mentioned as prerequisites. For example, when you install an ABAP Add-On component, it does not matter whether any other ABAP Add-On of SAP ERP is installed on the same system instance.



Table 29: Upgrade of the Corporate Services Key Functional Area





Step	Action [Corresponding Documentation from http://service.sap.com/instguides]	Remarks and Subsequent Steps [Additional Documentation from http://service.sap.com/instguides]
SYSTEM INSTANCE 3 (Back-end System with Process Integration)		
1	Upgrade your SAP R/3 system or your SAP ECC 5.0 system to SAP ECC 6.0 (product instance SAP ECC SERVER) with the usage type Process Integration. Documentation References <ul style="list-style-type: none"> Upgrade Guide – SAP ERP 	This upgrade includes all software components, which are part of the product instance SAP ECC SERVER. All additional add-on components are upgraded using a supplemental CD. During the upgrade (BIND_PATCH phase), you must bind all ABAP Support Packages available for SAP


Step	Action [Corresponding Documentation from http://service.sap.com/instguides]	Remarks and Subsequent Steps [Additional Documentation from http://service.sap.com/instguides]
	<p>Central Component 6.0</p> <ul style="list-style-type: none"> SAP Note 826092 (Add. info. on upgrading to SAP ERP Central Component 6.0), or successor notes — for example, for SAP ERP 6.0 SR3, SAP Note 1088904 (Add. info. on upgrading to SAP ECC 6.0 SR3 ABAP). 	<p>ECC 6.0.</p> <p>Upgrade to the usage type Process Integration is done in this step if it was installed before the upgrade.</p>  <p>For information about the software components of SAP ERP 6.0 – SAP ECC SERVER, review the <i>SAP ERP 6.0 Master Guide</i> on SAP Service Marketplace at http://service.sap.com/erp-inst.</p>
2	<p>Install SAP Content Catalog Management (software component SAP CCM 2.0/ product instance SAP SRM Catalog Content Mgmt).</p> <p>OR</p> <p>Upgrade from SAP Content Catalog Management (CCM) 1.0.</p> <p>Alternatively, Install product instance SAP SRM - CCM SRM-MDM Catalog</p> <p>Documentation References</p> <p>See SAP Notes 835170, 835169, 843867, 814446 and 967088 on SAP Service Marketplace at http://service.sap.com/notes.</p>	<p>The product instance SAP SRM Catalog Content Mgmt (SAP CCM 2.0) can be installed on any system based on the usage type AS ABAP.</p>
3	<p>Install product instance SAP cProjects Suite (software component cProjects Suite 4.00). Do this either on a dedicated SAP NetWeaver Server or on the SAP NetWeaver system of the SAP ERP 6.0 – SAP ECC SERVER system. Afterwards perform the post-upgrade activities listed in the <i>Upgrade Master Guide SAP Project and Portfolio Management</i>.</p> <p>Documentation References</p> <ul style="list-style-type: none"> Upgrade Master Guide <i>SAP Project and Portfolio Management powered by SAP NetWeaver</i> on SAP Service Marketplace at http://service.sap.com/ 	<p>SAP cProjects Suite 4.00 includes two applications:</p> <ul style="list-style-type: none"> cProjects, a project management application cFolders, a collaboration platform <p>CPRXRPM 400 (technical name for the cProjects Suite component) is an add-on to SAP NetWeaver 7.0.</p> <p>If you are implementing cProjects Suite for the first time, or if you want to use it as a standalone application, we recommend that:</p> <ul style="list-style-type: none"> You install the application on the SAP NetWeaver system

Step	Action [Corresponding Documentation from http://service.sap.com/instguides]	Remarks and Subsequent Steps [Additional Documentation from http://service.sap.com/instguides]
	<p>instguides → <i>SAP Business Suite Solutions</i> → <i>SAP PLM</i> → <i>cProjects Suite 4.00</i></p> <ul style="list-style-type: none"> SAP Note 853694 and SAP Note 853692 on SAP Service Marketplace at http://service.sap.com/notes. 	<p>of the SAP ERP 6.0 – SAP ECC SERVER system, or</p> <ul style="list-style-type: none"> You install it in addition to SAP ERP 6.0 - SAP ECC.  <p>However, if you have been operating cProjects Suite separately from your ERP system and you plan to upgrade both systems to SAP ERP 6.0, be aware that you cannot merge these two systems into one. You must continue to run both systems separately.</p>
4	<p>Install SAP Workforce Deployment 1.0 – Workforce Deployment, which consists of the following software components:</p> <ul style="list-style-type: none"> CPRXRPM 400 WFM Core 200 SAP liveCache (LCAPPS_2005_700) <p>Documentation References</p> <ul style="list-style-type: none"> SAP Note 830595 (Installation WFMCORE 200) SAP Note 830596 (Additional info about upgrading to Basis 700 with WFMCORE) Master Guide SAP CRM 5.0 	<p>SAP liveCache (LCAPPS_2005_700) must be installed first.</p> <p>For performance reasons, you must install SAP liveCache on a separate system.</p> <p>WFM Core is an add-on the usage type AS ABAP. You can install WFM Core (with at least SP01) on the SAP ERP 6.0 – SAP ECC SERVER system.</p> <p>For more information, see section 4.3.5.2, Product Instance SAP Workforce Management.</p>
5	<p>Add-In installation of the usage type Process Integration.</p> <p>If you begin the upgrade (see step 1 – Upgrade of SAP R/3) from an ABAP based SAP R/3 system, install a system with the usage type AS Java, and the usage type Process Integration.</p> <p>Documentation References</p>	<p>The system is directly upgraded to the usage type AS Java in step 1 if you start the upgrade from an SAP ECC 5.0 system (see step 1 – Upgrade of SAP R/3) on a separate SAP NetWeaver Application Server Java 6.40. For more information, see <i>Upgrade Guide SAP NetWeaver 7.0 Java</i>.</p> <p>If used as an Integration Server, SAP NetWeaver Exchange Infrastructure requires a dedicated</p>

Step	Action [Corresponding Documentation from http://service.sap.com/instguides]	Remarks and Subsequent Steps [Additional Documentation from http://service.sap.com/instguides]
	<ul style="list-style-type: none"> • Installation Guide – SAP NetWeaver 7.0 on <Operating System>: <Database> • Upgrade Master Guide – SAP NetWeaver 7.0, section SAP NetWeaver Exchange Infrastructure <p>The guides can be downloaded from the SAP Service Marketplace at http://service.sap.com/instguidesNw70.</p>	<p>AS ABAP system. This system must be on Unicode.</p>  <p>For more information, see section 4.2.2, Usage Type Process Integration.</p>
6	<p>Install (import) the relevant XI Content packages from product instance XI Content.</p> <p>Documentation References</p> <ul style="list-style-type: none"> • Upgrade Guide SAP NetWeaver 7.0 • Upgrade Guide – SAP Enterprise Resource Planning 2005 (6.0): Java • Master Guide SAP ERP 6.0 	<p>If you have modified your existing XI Content, then you can reuse it for the usage type Process Integration.</p> <p>If you have not made modifications, then we recommend that you import the new XI Content for the usage type Process Integration.</p>
SYSTEM INSTANCE 2 (Reporting System)		
7	<p>If you are using SAP NetWeaver Business Intelligence, then upgrade to a system based on the usage type Business Intelligence with BI_CONT Add-on 7.02.</p> <p>Documentation Reference</p> <p>For more information, see the <i>Installation Guide SAP NetWeaver 7.0 on <Operating System>:<Database></i> on SAP Service Marketplace at either of the following locations:</p> <ul style="list-style-type: none"> • http://service.sap.com/instguidesNw70 • http://service.sap.com/bw 	<p>You must update the BI_CONT Add-on during the SAP NW Business Intelligence server upgrade. The upgrade process prompts you for the required Data Medium at the appropriate point in time. This prompt also appears if the add-on is not installed in your system, which is the case if your SAP BW source release is 3.0B or below.</p>  <p>For more information on the upgrade to BI_CONT 7.02, see SAP Note 847019 (<i>BI_CONT 7.02: Installation and Upgrade Information</i>) on SAP Service Marketplace at http://service.sap.com/notes.</p>

Step	Action [Corresponding Documentation from http://service.sap.com/instguides]	Remarks and Subsequent Steps [Additional Documentation from http://service.sap.com/instguides]
8	Install the BI Content Add-On that corresponds to SAP ERP 6.0 (software component BI_CONT Release 7.02, or compatible).	<p>For more information, see <i>SAP Note 847019 (BI_CONT 7.02: Installation and Upgrade Information)</i> on SAP Service Marketplace at http://service.sap.com/notes.</p> <p>Upgrade from earlier releases is automatically performed during upgrade of the usage type Business Intelligence in step 7 – Upgrade of SAP NetWeaver Business Intelligence.</p>  <p>For more information, see section 4.2.1, Usage Type Business Intelligence.</p>
SYSTEM INSTANCE 1 (Self Service Delivery Portal)		
9	<p>Install a system based on the usage type EP Core, or upgrade your existing SAP NetWeaver Portal to a system based on usage type Enterprise Portal.</p> <p>Documentation References</p> <ul style="list-style-type: none"> • Upgrade Guide SAP NetWeaver 7.0 Java. • Installation Guide – SAP NetWeaver 7.0 on <Operating System>: <Database>. • Content Management & Collaboration (CMC) is included in the Enterprise Portal installation, only. For possible limitations to migrate a system based on usage type EP Core to a system based on usage type Enterprise Portal, check SAP Note 852235 (Release Limitations for SAP ERP 6.0). 	<p>Depending on your source release, the following upgrade paths exist:</p> <ul style="list-style-type: none"> • <i>SAP EP 6.0_640</i>: You can upgrade directly to the usage type Enterprise Portal (an upgrade to usage type EP Core is not possible). • <i>SAP EP 6.0 SP02, SAP EP 5.0 SP06, and SAP Workplace 2.11</i>: There is no direct upgrade to the usage type Enterprise Portal. You must first migrate to SAP EP 6.0_640 (SAP NetWeaver '04) before you can upgrade to SAP NetWeaver 7.0.  <p>For more information, see section 4.2.4, Usage Type Enterprise Portal.</p>
10	Install product instance SAP XSS (Self Services), if not upgraded in step 9 (upgrade of SAP NetWeaver Portal).	The installation of the product instance SAP XSS (Self Services) — not shown in the figure — depends on the individual process.

Step	Action [Corresponding Documentation from http://service.sap.com/instguides]	Remarks and Subsequent Steps [Additional Documentation from http://service.sap.com/instguides]
	Documentation References <ul style="list-style-type: none"> • Upgrade Guide – SAP Enterprise Resource Planning 2005 (6.0) : Java • SAP ERP 6.0 Master Guide 	 <p>For more information, see section 4.3.2.3, Upgrade of SAP ERP 6.0 – Portal Content.</p>  <p>A system landscape comprising a back-end system with separate SAP NW – Enterprise Portal, or SAP NW – EP Core system and a separate SAP XSS (Self Services) system, is no longer supported with SAP ERP 6.0.</p> <p>In the future, SAP XSS (Self Services) must be installed on the same system instance where the usage type <i>EP Core</i> and the <i>Portal Content</i> is installed.</p> <p>When upgrading your SAP XSS (Self Services) system, a system with the usage type EP Core is automatically installed.</p>  <p>For more information, see section 4.3.2, Upgrade of Product Instances SAP XSS and Portal Content.</p>  <p>We recommend that you check the capacity of the server, because during the upgrade of SAP XSS (Self Services), the usage type EP Core is also installed.</p> <p>Depending on the processes you would like to implement, you should consider using SAP NetWeaver Rapid Installer. See section 4.4, SAP NetWeaver Rapid Installer.</p>
11	Install the relevant Business Packages (product instance Portal Content). Depending on the processes implemented, download and install	For more information about portal content, visit SAP Service Marketplace http://service.sap.com/ep-content .

Step	Action [Corresponding Documentation from http://service.sap.com/instguides]	Remarks and Subsequent Steps [Additional Documentation from http://service.sap.com/instguides]
	additional Business Packages. Documentation References <ul style="list-style-type: none"> SAP ERP 6.0 Master Guide Upgrade Guide – SAP Enterprise Resource Planning 2005 (6.0): Java 	For a description, see section 4.3.2, Upgrade of Product Instances SAP XSS and Portal Content .
SYSTEM INSTANCE 4 (KW Server)		
12	Upgrade or install a system based on the usage types Application Server ABAP and Application Server Java. Documentation Reference Upgrade Guide SAP NetWeaver 7.0	For more information, see SAP Service Marketplace at http://service.sap.com/instguidesNw70
13	Install SAP NW – Search and Classification. After installing SAP NW – Search and Classification, you must configure the systems that communicate with it. <ul style="list-style-type: none"> If ABAP applications access TREX functions using the TREX ABAP client and the RFC protocol, then you must perform the post-installation steps to set up an RFC connection. If Java applications access TREX functions using the TREX Java client and the HTTP/HTTPS protocol, then you must perform the post-installation steps to set up an HTTP connection. Note that some applications use both the ABAP and the Java client. Documentation References <ul style="list-style-type: none"> Installation Guide – Search and Classification (TREX) Component Migration Guide – Search and Classification (TREX) 	You must perform a migration if you already have TREX 6.1 (SP01) running in your system landscape. The migration procedure does not change the existing system. You install the new TREX system parallel to the existing system and carry out a migration of the existing indexes, queues, and configuration files for the new system.  For more information, see section 4.2.6, Standalone Engine Search and Classification (TREX) .
14	Upgrade or install the product instance SAP NW – Content Server.	For more information, see the <i>Upgrade Guide SAP NetWeaver 7.0</i>

Step	Action [Corresponding Documentation from http://service.sap.com/instguides]	Remarks and Subsequent Steps [Additional Documentation from http://service.sap.com/instguides]
		on SAP Service Marketplace at http://service.sap.com/instguidesNw70 .
15	Install or upgrade SAP Gateway.	For more information, see the <i>Upgrade Guide SAP NetWeaver 7.0</i> on SAP Service Marketplace at http://service.sap.com/instguidesNw70 .

6. References

6.1 Documentation

The following table lists the documentation that is mentioned in this Upgrade Master Guide.

Table 30: Documentation References

Title	Location
SAP ERP 6.0 Master Guide	http://service.sap.com/erp-inst
SAP ERP 6.0 Upgrade Master Guide	http://service.sap.com/erp-upgrade
All SAP ERP-related Component Installation Guides	http://service.sap.com/erp-inst
All SAP ERP-related Component Upgrade (and Migration) Guides	http://service.sap.com/erp-upgrade
SAP Enhancement Packages for SAP ERP	http://service.sap.com/erp-ehp
SAP NetWeaver 7.0 Guides	http://service.sap.com/instguidesNw70
SAP NetWeaver Installation Guides (including Master Guide)	http://service.sap.com/installNw70
SAP NetWeaver Upgrade (and Migration) Guides	http://service.sap.com/upgradeNw70
SAP NetWeaver Maintenance	http://service.sap.com/MaintenanceNw70
SAP NetWeaver – Notes	http://service.sap.com/SAPNotesNw70
SAP Terminology Database	http://service.sap.com/sapterm
General Information on SAP ERP	http://service.sap.com/erp
Hardware Sizing	http://service.sap.com/sizing
Planning the System Infrastructure (Technical Infrastructure)	http://service.sap.com/ti
Security Guide	http://service.sap.com/securityguide
Overview of platform and technology-related topics	http://service.sap.com/platforms
Support Package Stack Strategy	http://service.sap.com/sp-stacks
Product Availability Matrix	http://service.sap.com/pam
Safeguarding Services for Upgrade	http://service.sap.com/safeguardingupgrade

Title	Location
Upgrade Adjustments with SPAU/SPDD	http://service.sap.com/spau
SAP Solution Browser	solutionbrowser.erp.sap.fmpmedia.com
High Availability	http://service.sap.com/ha
SAP Note Search	http://service.sap.com/notes
SAP ERP Business Map	http://service.sap.com/businessmaps
SAP NW - Enterprise Portal, or SAP NW – EP Core Information	http://service.sap.com/nw-ep
Upgrade Road Map (latest version)	http://service.sap.com/solutionmanager → <i>Downloads</i> → <i>Other Content</i>
Software/Support Package Download Area	http://service.sap.com/swdc
R/3 Plug-in	http://service.sap.com/r3-plug-in
SAP NW - Enterprise Portal/ SAP NW – EP Core Content	http://service.sap.com/ep-content
SAP NetWeaver Rapid Installer	http://service.sap.com/nw-ri
SAP NetWeaver Business Intelligence documentation	http://service.sap.com/bi
SAP Learning Solution documentation	http://service.sap.com/learningsolution
SAP Product Lifecycle Management	http://service.sap.com/plm
SAP Internet Sales in SAP ERP	http://service.sap.com/isa-r3
Migration Guide for SAP FSCM	http://service.sap.com/fscm → <i>Media Library</i> → <i>Documentation</i>
Unicode at SAP including guides	http://service.sap.com/unicode@sap
Unicode – general information	http://service.sap.com/unicode

6.2 SAP Notes

The following table lists all SAP Notes mentioned in this document, or which are relevant for an upgrade. To read any of the following SAP Notes, visit SAP Service Marketplace at <http://service.sap.com/notes>.

Table 31: Upgrade-Relevant SAP Notes

SAP Note Number	Description
-----------------	-------------

SAP Note Number	Description
033040	Options in exchange upgrade with add-on
050068	Release strategy for R/3 add-on IS-PS, IS-PS-FM
86985	R/3 releases for SAP R/3 add-ons as of 4.0A
112809	Release strategy for R/3 add-on CA-JVA
122400	EH&S installation: Composite SAP Note
133954	Release strategy for the R/3 HR-PS add-on
186299	Overview: Notes to SEM-BW add-on
212788	Migration from FI-LC to EC-CS or SEM-BCS (R/3-based)
213534	Enhancement of EIS/BP
339451	Release strategy for SAP BANKING and SAP CFM
353294	Release strategy IS Beverage
391451	Add-on Project PH-ELR
399334	SAP Consolidation: Strategy and Products
425847	Release strategy for Add-On RMGMT
429222	Upgrade from IS-PS to SAP R/3 Enterprise Public Service 1.10
437599	Extended reference document number in IS-PS 4.62
437701	Extended reference document number in IS-PS 4.62
438520	Overview: Notes on Add-On FINBASIS
439777	Release strategy for Add-On pension administration
443311	Enterprise extension SAP Real Estate: technical basics
458833	IS-PS-XT: Release strategy for the IS-PS-XT add-on
480850	Release strategy for add-on DI Web Interfaces
481002	Upgrade to SAP R/3 Enterprise/SAP ECC with CA-JVA
485884	Information: Requisite eMerge and BugsEye delivery
517673	Flexible Real Estate Management: Release restrictions
526700	SDP ISUCEN: Release strategy
536040	IS-PS: Upgrade to SAP R/3 Enterprise / SAP ECC
536744	BANKING, BANK/CFM: Upgrading SAP R/3 Enterprise/ SAP ECC
568576	Composite SAP note: Manager Self-Service (HR Management)
591526	Support Packages, upgrades, jump upgrades in ICM
571530	Availability of SAP Business Connector
598216	Additions to upgrade DI-WI 30 (620)
623723	Upgrade: application-specific problems
640334	Release strategy for the Add-on GBC
640634	KM compatibility package

SAP Note Number	Description
642775	Composite SAP Note for Business Packages as of EP 6.0 SP 1 a
676835	ITS plug-in 640: Known errors
678904	ITS – New storage structures as of Web SAP AS 6.40
698329	Integrated ITS, WEBGUI/IAC logon fails
700778	Add-ons integrated into SAP ECC 500
706952	Data migration for CFM-TM or TR-TM
709038	SAP Integrated ITS
709140	Recommended JDK and VM Settings for the WebAS630/640/7.0
718953	Upgrade Integrated Catalog 3.0 only relevant for SRM
721993	ITS updates in Release 6.40 (SAP Integrated ITS)
725184	BW area menu is not displayed
731386	Import of business packages with SAP NetWeaver
731563	Migration: Cash budget management in liquidity calculation
736448	Upgrade of SAP R/3 47x200 and SAP ECC 500 with RMGMT
736674	Additional info on upgrading IS Beverage 461 to ECC
742048	Integrated ITS, memory requirement in R/3 application server
746211	Upgrade to EH&S in ERP 2004
748338	Upgrade LSO (Table LSO_CUSTOMIZE_C)
755712	Release restrictions/information for DSD
756146	SAP ERP new general ledger: General information
771098	Countries: Release restriction for RE-FX
774615	Support Package levels of ERP/ECC installations/upgrades
776471	Release limitations for Plug-In Basis 2005.1.
783915	Incompatible changes for release upgrade (BI_CONT 702)
789554	Upgrade to SAP Basis 640 and higher with WP-PI
805390	SAP Solution Manager is required for all SAP Solutions
811923	Generating SAP Solution Manager key
812919	SAP ERP new general ledger: Migration
814446	CCM 2.0 SP00 on NetWeaver 04 SP Stack 12
821788	Value of SAP Solution Manager
824757	Dependencies between SAP ERP component lists
826092	Add. info. on upgrading to SAP ERP Central Component 6.0
830591	Installing ERECRUIT 600
830592	Enhancements to the Basis 700 upgrade with ERECRUIT
830594	Enhancements for Upgrade Basis 700 with LSOFE

SAP Note Number	Description
830595	<i>Installation WFMCORE 200</i>
830596	<i>Additional info about upgrading to Basis 700 with WFMCORE</i>
833789	<i>Upgrade ICM or FS-CS to SAP ERP 6.0</i>
834573	<i>Interactive Forms based on Adobe Acrobat/Reader version</i>
835169	<i>Additions to the upgrade of Basis 700 with CCM 2.00</i>
835170	<i>Installation of/Delta Upgrade to CCM 200</i>
835625	<i>XSS backend UI conversion classes - Upgrade to SAP SAP ERP 6.0</i>
836726	<i>Release strategy for EC-CS and SEM-BCS R/3-based</i>
838002	<i>Add-ons (non-IS) that are integrated into SAP ECC 600</i>
838003	<i>Industry add-ons integrated into SAP ECC 6.0</i>
842049	<i>Prerequisites for using SAP E-Commerce for SAP ERP</i>
843867	<i>Upgrade of CCM 1.0 to a higher version</i>
844817	<i>Technical information for the VMC based AP 7.00 engines</i>
847019	<i>BI_CONT 7.02: Installation and Upgrade Information</i>
849511	<i>FSCM-Biller Direct 6.0: Additional Security Information</i>
849512	<i>SAP Biller Direct 6.0 installation instruction (Java component)</i>
849513	<i>SAP Biller Direct 6.0: Installation (FI-CA component)</i>
849515	<i>SAP Biller Direct 6.0: Installation (Component FI-AR)</i>
849887	<i>SAP ERP 6.0: Support Package Stacks Release and Info Note</i>
850111	<i>Business Function Sets for upgrading from IS-PS-CA 4.64 - 47</i>
852008	<i>Release Restrictions for SAP NetWeaver 7.0</i>
852235	<i>Release Limitations for SAP ERP 6.0</i>
852446	<i>Installation FINBASIS 600 on SAP NW 7.0 AS ABAP</i>
852447	<i>Installing SEM-BW 600 on SAP NW 7.0 AS ABAP</i>
852448	<i>FINBASIS 600 and SEM-BW 600: Upgrade to SAP NW AS 7.0</i>
853050	<i>Restricted platform availability for the JIT Compiler</i>
853692	<i>Installing CPRXRPM 400 on Basis Release 700</i>
853694	<i>Upgrading to SAP Basis Release 700 with CPRXRPM 400</i>
855382	<i>Upgrade of SAP SEM 6.0</i>
855383	<i>Installation SAP SEM Release 6.0</i>
855534	<i>Embedded NetWeaver Components in ERP</i>
857304	<i>Installation SAP CM SOA in SAP ERP 6.0</i>
857305	<i>Upgrade to SAP CM SOA in SAP ERP 6.0</i>
858563	<i>SAP Biller Direct 6.0 Note about Source code</i>
858966	<i>Data migration for CFM-TM or TR-TM</i>

SAP Note Number	Description
859994	Installation SAP Dispute Management 6.0 for FI-AR
859996	Installation SAP Collections Management 6.0 for FI-AR
860770	CCM 2.0 SP01 on NetWeaver 04s SP Stack 04
872197	Additional info about upgrade to SAP ECC 6.0 w/ ECC-DIMP 6.0
872705	Additions to SAP ECC 6.0 upgrade with INSURANCE
873734	Additional Inst./Activation INSURANCE to ECC 6.0
874199	Additional info IS H Inst/Activatn on ECC 6.0
874200	Additional info about upgrading to SAP ECC 6.0 with IS-H
874411	Additional info about installing/activating IS-M on ECC 6.0
874412	Additional info about upgrading to SAP ECC 6.0 with IS-M
874414	Additions to Inst/Activtn of IS-PS-CA on ECC 6.0
874415	Additional info about upgrading to SAP ECC 6.0 with IS-PS CA
874416	Additions to Inst/Activtn of Utilities on ECC 6.0
874418	Additional info about the Upgrade SAP ECC 6.0 with IS-U/CCS
874471	Additions to Inst/Activatn of ECC-DIMP on ECC 6.0
874473	Release strategy for ECC-DIMP as of ECC 6.0
874477	Additions to Inst./Activation of IS-T ECC 6.0
874478	Additional info for upgrade to SAP ECC 6.0 with IS-T
874541	Add info on installing/activating IS-OIL/IS-MINE on ECC 6.0
874543	Add info about upgrading to SAP ECC 6.0 with IS-OIL/IS-MINE
874546	Installing/activating FI-CAX on ECC 6.0 - additions
874548	SAP ECC 6.0 with FI-CAX
877008	Composite SAP note about Switch BC Sets
877945	Release strategy INSURANCE as of ECC 6.0
879091	Additional info for upgrading to SAP ECC 6.0 with HR-PS
879311	Release strategy of IS-H as of ECC 6.0
879335	Self Services Upgrade additional Information
880233	Release strategy for IS Media (IS-M) as of ECC 6.0
881284	Release strategy for IS-PS-CA as of ECC 6.0
881842	Release strategy for Utilities as of ECC 6.0
881843	Release strategy for telecommunications as of ECC 6.0
883072	Globalization information on SAP ERP
883774	Release strategy for IS-OIL/IS-MINE as of ECC 6.0
883948	Nw70/BS2005: Inst.add. usage types/software units
884081	Additional info on installing/activating IS-CWM on ECC 6.0

SAP Note Number	Description
884082	Release strategy for IS-CWM as of ECC 6.0
884083	Additional info about upgrading to SAP ECC 6.0 with IS-CWM
884566	FI-CAX release strategy as of ECC 6.0
890237	New GL with document splitting: Legacy data transfer
928729	Combined Upgrade & Unicode Conversion FAQ
951096	Mobile applications availability w/ERP05
954820	Compatibility of SLD in the system landscape
967088	SRM-MDM Catalog 1.0 Installation & Configuration
982502	Release note for EPC usage type
1000291	Automatic Roles
1024326	New Applications for role HR Administrator
1043047	Compatibility of XI/PI in the system landscape
1093628	SAP ERP 6.0 SR3 - Release and Information Note
1161294	Name chg, SAP Solution Manager 4.0 to Solution Manager 7.0

6.3 Terminology Concept

The following naming conventions are important in the context of SAP ERP Master Guides.

Old Terminology	New Terminology	Remark
mySAP ERP 2005	SAP ERP 6.0	An SAP application such as SAP ERP is associated with one or more installable product versions
SAP ERP 2005	SAP ERP 6.0	Product Version
SAP ERP Enhancement Package 2005.<n>	SAP enhancement package <n> for SAP ERP 6.0	<n> depicts the enhancement package number
SAP ERP Enhancement Package 2005.<n>.	SAP ENH PACK <n> FOR SAP ERP 6.0	Product Version <n> depicts the enhancement package number
SAP ENH PACK <n> FOR SAP ERP 6.0	EHP<n> FOR SAP ERP 6.0 EHP<n> FOR SAP ERP 6.0/ NW 7.01	Product Versions for Easy Adoption or Continuous Improvement
SAP NetWeaver 2004s	SAP NetWeaver 7.0	
SAP Enterprise Portal	SAP NetWeaver Portal	
Solution Manager 4.0	Solution Manager 7.0	Renamed per SAP Note 1161294 .
Product Instance (Conventional) XI	Product Instance XI Content	XI Content groups XI content packages which the software uses

Content		for conventional service enabling with SAP NetWeaver 7.0. In enhancement package 3 for SAP ERP 6.0, this product instance is named <i>Conventional XI Content</i>
Product Instance ESR 7.10	Product Instance ESR content	<p>In addition, SAP ships the new product instance ESR Content. This includes comparable XI Content software components, used for Service Enablement with ESR based on SAP NetWeaver 7.10. The technical usage XI Content ESR 710 groups ESR Content and XI Content.</p> <p>Product Instance ESR Content is named Product Instance ESR 7.10 in enhancement package 3 for SAP ERP 6.0</p>

6.4 Glossary

The following table explains terminology frequently used in SAP ERP Master Guides.

Item	Meaning
ABAP Product Instance	<p>Grouping used to bundle all software components of an enhancement package for SAP ERP, which are installed on a defined general product instance.</p> <p>Example:</p> <ul style="list-style-type: none"> ABAP Product Instance Central Applications includes the software component versions EA-APPL 604 and SAP APPL 6.04. You install <i>Central Applications</i> on the general product instance SAP ECC Server. SAP ECC Server consists of other software components as well. In the enhancement package framework: when installing an ABAP product instance within a general product instance, the included software components exchange existing but lower versions of the same software component.
Business Function	<p>Business meaning assigned to a specific functional enhancement shipped with an enhancement package for SAP ERP 6.0. Business functions describe a set of functions and processes that belong together logically.</p> <p>One or more switches control one Business Function. These switches are assigned to each business function in a predefined state.</p> <p>Example:</p> <p>Business function Local Close is assigned to the Closing Cockpit, which is used to schedule and monitor tasks relating to the generic business process Local Close.</p>
Business Process	A business process is a set of activities transforming a defined business input into a defined business outcome.
Business	A sequence of business processes designed to reach key business

Item	Meaning
Scenario	objectives. A business scenario is either specific to one industry (industry-specific scenario) or applicable to multiple industries (cross-industry scenario).
Component-wise upgrade	<p>SAP has designed enhancement packages as Add-On product versions to SAP ERP 6.0.</p> <p>Where applicable, the software components they include are installed in an SAP ERP 6.0 system landscape in such a way that they exchange the older versions of the same software component, altered with that enhancement package for SAP ERP.</p>
Deployment Scenario	A deployment scenario is the representation of a business scenario in a concrete system landscape. It consists of a list of technical components and of a configuration bill of material, describes the physical shipment of a scenario, and considers the various release levels.
Enterprise Business Functions	<p>Generic business functions used by several SAP Industry Solutions.</p> <p>Industry functions delivered in this enhancement package for SAP ERP are only active if both the industry business function/enterprise business function and the enhancement package for SAP ERP are activated.</p>
Enterprise Service	An SAP- or SAP Partner-defined web service. Enterprise Services provide business processes or business process steps that can be used to compose business scenarios while ensuring business integrity and ease of reuse.
Generic Business Process	<p>Grouping used to structure SAP ERP from the process point of view. You find the grouping by business processes in several deliveries, such as the SAP Solution Manager, and the Solution Map.</p> <p>Example:</p> <p>SAP ERP 6.0 includes, among other things, the key functional area Financials. Generic business process Local Close belongs to that key functional area.</p>
Industry Business Function Sets	Industry extensions are grouped by industry business function sets and are activated using the SAP Switch Framework.
Process Component List	<p>List of software components and product instances required to install a generic business process or role-based work center.</p> <p>Example:</p> <p>To implement process Local Close, you require systems with the following product instances (versions):</p> <ul style="list-style-type: none"> • SAP ECC Server. • SAP NW – EP Core, including SAP XSS (Self Services) and portal content.
Product	<p>External/delivery view on SAP's software:</p> <ul style="list-style-type: none"> • Examples: SAP R/3, SAP ERP, enhancement package for SAP.
Product Instance	A group of technically-dependent software component versions which

Item	Meaning
	<p>must be installed and operated on a single logical system/server that:</p> <ul style="list-style-type: none"> Shows the maximum possible distribution of a product version Constains the smallest elements for designing system landscapes <p>Example:</p> <ul style="list-style-type: none"> Version 6.0 of software component SAP ECC is part of the product instance SAP ERP 6.0 – SAP ECC SERVER, where SAP ERP 6.0 depicts the product version. <p>Specializations:</p> <p>In the enhancement package framework, the following specializations are possible:</p> <ul style="list-style-type: none"> General product instances, such as SAP ECC Server, or SAP NW – EP Core, which you need to install as a complete package. You install the product instances of type <i>content</i>, together with other product instances, where they provide necessary content and preconfigurations. Examples for similar content are the Business Packages (Portal Content), which you install in addition to product instance SAP NW – EP Core. Product instances of type <i>ABAP product instances</i>, or <i>Java product instances</i>, which bundle different software components from general product instances, as they are required to implement a desired business function.
Product version	<p>Versioned technical representation of an SAP Product that carry, among other things, properties such as Add-On product versions or stand-alone product versions, comprised software components, and product instances.</p> <p>Collection of software component versions which defines the system landscape required to perform the defined business function.</p> <p>The following types of product versions are available:</p> <ul style="list-style-type: none"> Standalone product version: Product version that can be used on its own. Add-On product version: You must install the product instances of the Add-On Product Versions on the corresponding instances of the standalone product version. <p>Example:</p> <ul style="list-style-type: none"> Product version SAP ENH PACK 3 for SAP ERP 6.0 represents enhancement package 3 for SAP ERP 6.0 from the technical perspective. SAP ENH PACK 3 for SAP ERP 6.0 includes all product instances and software components that you require to install the enhancements shipped with enhancement package 3 for SAP ERP 6.0. SAP ENH PACK 3 for SAP ERP 6.0 requires product version SAP ERP 6.0 to function.
SAP	Mechanism to ship innovations in a non-disruptive way based on a

Item	Meaning
enhancement package for SAP ERP (short Enhancement Package)	stable core release. Enhancement packages follow a set of rules to ensure that you can install the functions smoothly and quickly without affecting customers' business processes. New functionality in enhancement packages must be explicitly switched on by the customer to become effective.
SOA	Service-Oriented Architecture
Software Component	<p>Software components represent the technical view of SAP software and are a building block of a product instance. They are used in several product versions.</p> <p>A component describes the smallest unit that is delivered, maintained or deployed, and is installed and patched as a whole.</p> <p>Example:</p> <ul style="list-style-type: none"> • SAP ECC 6.0 is part of product instance SAP ECC Server, and includes software component SAP APPL.
Software Component Version	<p>Version or release of a software component.</p> <p>Properties include, for example, availability information, maintenance information, technical dependencies on other software component versions, release information.</p> <p>Examples:</p> <ul style="list-style-type: none"> • SAP BASIS 4.5B, SAP APPL 4.6B.
Stable Core Release	The stable core release of SAP ERP is SAP ERP 6.0. For other applications in the SAP Business Suite, a different stable core release level could exist. SAP ships innovations to the stable core release by means of enhancement packages. Separate support packages are available for the stable core, which contain only bug fixes but no new functionality.
Technical Usage	<p>Technical Usages are assigned to business functions and bundle all product Instances and software components that meet the following criteria:</p> <ul style="list-style-type: none"> • They are required to install the enhancements for the designated business function. • They were shipped with the enhancement package for SAP ERP. <p>Example:</p> <ul style="list-style-type: none"> • Technical Usage HCM – Travel Management includes ABAP Product instance – Human Capital Management (based on SAP ECC Server). It also includes Portal Content (based on Portal Content; requires SAP NW – EP Core), and XI Content (based on XI Content; requires SAP NW – Process Integration).

7. The Main SAP Documentation Types

The following diagram provides an overview of the most important documentation types that you need during various phases in the life cycle of an SAP application:

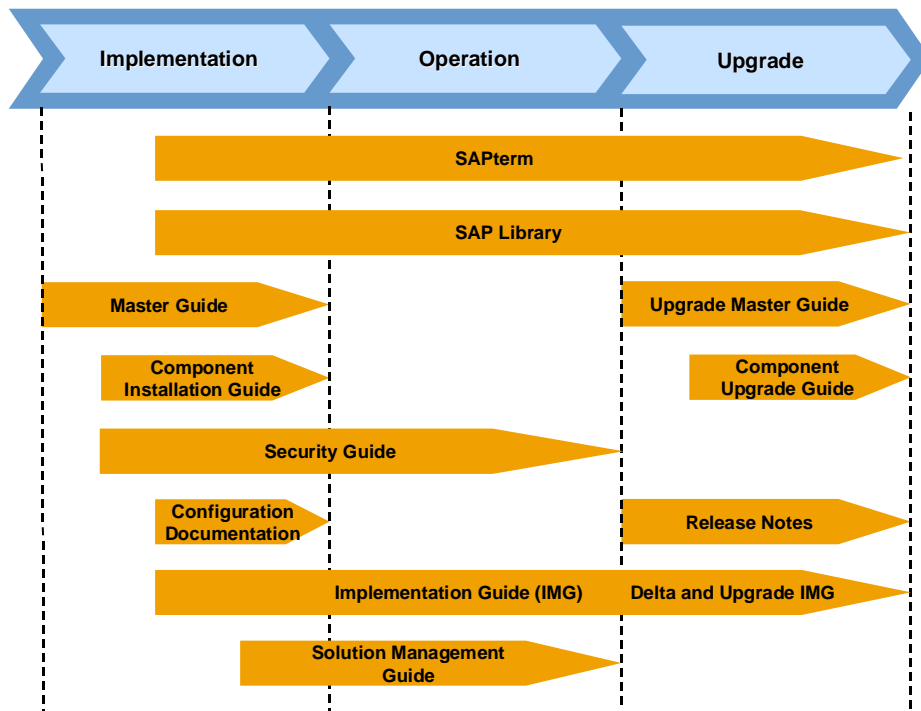


Figure 18: Documentation Types in the Software Life Cycle

Cross-Phase Documentation

SAPterm

SAPterm is SAP's terminology database. It contains SAP-specific vocabulary in over 30 languages, as well as many definitions and glossary entries in English and German.

- Target group:
 - Relevant for all target groups
- Current version:
 - Located on SAP Help Portal at help.sap.com → *Additional Information* → *Glossary* (direct access) or *Terminology* (as terminology CD).
 - In the SAP-System in transaction STERM.

SAP Library

SAP Library is a collection of function and process-oriented documentation for SAP components. The SAP Library also contains the description of integrated business content, which enables you to learn more about SAP Business Suite applications.

- Target group:
 - Consultants
 - System administrators
 - Project teams for implementations or upgrades
- Current version:
 - Located on SAP Help Portal at help.sap.com

- Located on SAP Service Marketplace at <http://service.sap.com/ibc>, and at <http://service.sap.com/erp>, but limited to descriptions of integrated business content

Implementation Guide (IMG)

The Implementation Guide is a tool for configuring the SAP system to meet customer requirements. Its structure and documentation are component-oriented.

- Target group:
 - Application consultants
 - Project teams for implementations or upgrades
- Current version:
 - In the menu of the SAP system under *Tools* → *Customizing* → *IMG*

Security Guide

The Security Guide describes the settings for a medium security level and offers suggestions for raising security levels. A collective security guide is available for SAP NetWeaver technologies such as SAP NetWeaver Application Server (SAP NetWeaver Application Server). This document contains general guidelines and suggestions about system security. Other technologies and individual applications have security guides of their own.

- Target group:
 - Technology consultants
 - Application consultants
 - Project teams for implementations or upgrades
- Current version:
 - Located on SAP Service Marketplace at <http://service.sap.com/securityguide>

Implementation

Master Guide

The Master Guide is the starting point for implementing an SAP application. It lists the SAP components and third-party applications that are required for each Business Scenario. It provides scenario-specific descriptions of preparation, execution, and follow-up of an implementation. It also offers references to other documents, such as Component Installation Guides and SAP Notes.

- Target group:
 - Technology consultants
 - System administrators
 - Project teams for implementations
- Current version:
 - Located on SAP Service Marketplace at <http://service.sap.com/instguides> → *SAP Business Suite Solutions* → *SAP ERP*

Component Installation Guide

The Component Installation Guide describes the technical implementation of an SAP component, taking into account the combinations of operating systems and databases. It does not describe any business-related configurations.

- Target group:
 - Technology consultants
 - Project teams for implementations
- Current version:

- Located on SAP Service Marketplace at <http://service.sap.com/instguides> → *SAP Business Suite Solutions* → *SAP ERP*

Configuration Documentation in SAP Solution Manager

SAP Solution Manager is a tool with various functions, one of them being the configuration of SAP applications and Business Scenarios. It contains IMG activities and transactions, as well as documentation. Instead of the configuration documentation in SAP Solution Manager, there may be separate Business Scenario Configuration Guides in SAP Service Marketplace for earlier shipments of the Business Scenarios of an SAP application.

- Target group:
 - Application consultants
 - Project teams for implementations
- Current version:
 - In SAP Solution Manager
 - Located on Service Marketplace at <http://service.sap.com/ibc>

Production Operation

Solution Operation Guide

The Solution Operation Guide is the starting point for operating an SAP application. The guide refers users to the tools and documentation needed to carry out various tasks, such as monitoring, backup/restore, master data maintenance, transports, and tests. It also refers users to other documents, for example, the SAP Library, the Master Guide, and the Component Management Guides.

- Target group:
 - System administrators
 - Technology consultants
 - Application consultants
 - Project teams for implementations or upgrades
- Current version:
 - Located on SAP Service Marketplace at <http://service.sap.com/instguides> → *SAP Business Suite Solutions* → *SAP ERP*

Upgrade

Upgrade Master Guide

The Upgrade Master Guide is the starting point for upgrading the Business Scenarios of an SAP application. It provides scenario-specific descriptions of preparation, execution, and follow-up of an upgrade. It also refers to other documents, such as the Component Upgrade Guides and SAP Notes. Instead of an Upgrade Master Guide, there may be several Business Scenario Upgrade Guides or an Application Upgrade Guide for earlier shipments of the Business Scenarios of an SAP application.

- Target group:
 - Technology consultants
 - Project teams for upgrades
- Current version:
 - Located on SAP Service Marketplace at <http://service.sap.com/instguides> → *SAP Business Suite Solutions* → *SAP ERP*

Component Upgrade Guide

The Component Upgrade Guide describes the technical upgrade of an SAP component, taking into account the combinations of operating systems and databases. It does not describe any business-related configuration.

- Target group:
 - Technology consultants
 - Project teams for upgrades
- Current version:
 - Located on SAP Service Marketplace at
<http://service.sap.com/instguides> → *SAP Business Suite Solutions* → *SAP ERP*

Release Notes

Release Notes are documents that contain short descriptions of new features or changes in an SAP component since the previous release. Release notes on ABAP developments enable the SAP system to generate delta and upgrade IMGs.

- Target group:
 - Consultants
 - Project teams for upgrades
- Current version:
 - Located on SAP Service Marketplace at
<http://service.sap.com/releasenotes>
 - In the SAP system menu under *Help* → *Release information*