

PUBLIC

Document Version: 1.0 – 2026-04-16

What's New in SAP S/4HANA Cloud Public Edition 2602.2 (HFC8)

© 2026 SAP SE or an SAP affiliate company. All rights reserved.

Content

1 What's New. . . . 4

2 Change History. . . . 5

3 Cross Components. . . . 6

3.1 Country/Region Specifics. . . . 6

3.2 Company Code Restriction for Value Help Dialogs. . . . 6

3.3 Restricted Access to Cost Centers Based on Company Code. . . . 8

4 Manage Your SAP S/4HANA Cloud Public Edition. . . . 11

4.1 Business Event Logging. . . . 11

5 Extend and Integrate Your SAP S/4HANA Cloud Public Edition. . . . 14

5.1 Features for Joule in SAP S/4HANA Cloud Public Edition. . . . 14

5.2 Overview of Changes in Extensibility Objects. . . . 15

6 Data Migration. . . . 27

6.1 Data Migration Objects. . . . 27

7 Master Data. . . . 31

7.1 Product Master. . . . 31

7.2 Business Partner, Customer, and Supplier. . . . 34

7.3 Mass Load and Mass Maintenance for Business Partners. . . . 35

8 Asset Management. . . . 39

8.1 Maintenance Management. . . . 39

8.2 Country/Region Specifics. . . . 41

9 Finance. . . . 42

9.1 Management Accounting and Margin Analysis. . . . 42

9.2 Accounting and Financial Close. . . . 59

9.3 Financial Operations. . . . 97

9.4 Country/Region Specifics. . . . 98

10 Manufacturing. . . . 99

10.1 Environment, Health and Safety. . . . 99

10.2 Production Planning. . . . 100

10.3 Production Operations. . . . 102

10.4 Country/Region Specifics. . . . 103

11 R&D/Engineering. . . . 104

11.1 Enterprise Portfolio and Project Management. . . . 104
11.2 Integrated Product Development for Discrete Industries. . . . 104
11.3 PLM System Integration. . . . 105
11.4 Product Compliance. . . . 106
11.5 Country/Region Specifics. . . . 110

12 Service. . . . 111
12.1 Service Operations and Processes. . . . 111

13 Sales. . . . 118
13.1 Order and Contract Management. . . . 118
13.2 Country/Region Specifics. . . . 131

14 Sourcing and Procurement. . . . 132
14.1 Generic Features. . . . 132
14.2 Country/Region Specifics. . . . 133

15 Supply Chain. . . . 134
15.1 Logistics Cross Topics. . . . 134
15.2 Inventory. . . . 135
15.3 Warehousing. . . . 140
15.4 Delivery and Transportation. . . . 143
15.5 Country/Region Specifics. . . . 145

16 Industries. . . . 146
16.1 Public Services. . . . 146

17 Country/Region Specifics. . . . 148
17.1 Brazil. . . . 148
17.2 Chile. . . . 153
17.3 Croatia. . . . 155
17.4 France. . . . 157
17.5 India. . . . 160
17.6 Indonesia. . . . 161
17.7 Italy. . . . 162
17.8 Japan. . . . 163
17.9 Mexico. . . . 165
17.10 Poland. . . . 167
17.11 Portugal. . . . 168
17.12 Russia. . . . 170
17.13 Turkey. . . . 172
17.14 Functions Relevant for Several Countries/Regions. . . . 172

1 What's New

What's New in SAP S/4HANA Cloud Public Edition provides you with delta information on new, changed or deleted features of this product, as well as legal changes. The What's New Viewer provides the same information in an interactive format.

For explanations of the information provided in the *Technical Details* tables of the What's New documents, see the *Filtering* section in How to Use the What's New Viewer.

2 Change History

Date	Change
April 2, 2026	Preliminary version
April 16, 2026	Version for Release to Customer The following What's New information has been added: • Blocking of Non-Event-Based Order Creation [page 54] • CT-e Government Entity Classification Enhancement [page 148] (Brazil) • ICMS Fields for Outbound XML File [page 151] (Brazil) • Import Tax With 4 Decimal Places [page 150] (Brazil) • Shipping Details for DTE Sales Documents and Delivery Notes [page 153] (Chile) • Value Mapping for ePayment Method Code [page 156] (Croatia)
April 20, 2026	The following What's New information has been added: • Improved Handling of Customer Data in the Report Display Project WIP Details [page 84] • Improved Handling of Multiple Line Items in Combination with Expense Material with 100 % Discount [page 85] The following What's New information has been updated: • Correction in Period-End Closing Jobs with Ledger Ranges [page 75] • Improved Real-Time Expense Posting Integration in Event-Based Revenue Recognition [page 80]
April 30, 2026	The following What's New information has been added: • Four-Decimal Tax Rate Mapping [page 151] (Brazil)
August 24, 2026	The following What's New information has been updated: • Manage Reporting Rules App [page 87]

3 Cross Components

3.1 Country/Region Specifics

For country/region-specific changes, please see Country/Region Specifics [page 148].

3.2 Company Code Restriction for Value Help Dialogs

Business Details

The *Company Code* (`BUKRS`) restriction has been introduced for the *Company Code* value help dialogs that open when you choose a *Company Code* field in an app. This restriction helps administrators to ensure that specific users and roles can view and manage only the data associated with the company codes that they are authorized to access. This enhances security and provides better control over sensitive company code data within organizations.

While the *Company Code* restriction is not currently applied to value help dialogs, it will take effect with one of the upcoming versions. This change may cause the *Company Code* value help dialogs to stop working correctly. To ensure a seamless transition, administrators are advised to preconfigure values for this restriction now using the *Maintain Business Roles* app (`F1492`).

For a list of the apps that include a *Company Code* value help dialog and are affected by this change, see SAP Note 3613012.

To learn more about restriction types and their lifecycle, see How to Manage Changed Restriction Types After an Upgrade.

Implementation Details

Authorizations

To configure this restriction in IAM apps of the app authorization variant type (AAVs) and assign it to a business role or user, administrators must have the `SAP_CORE_BC_IAM_RM` business catalog assigned.

Configuration

Administrators must use the *Maintain Business Roles* app (`F1492`) to preconfigure values for the *Company Code* restriction for all business roles and users who work with the apps listed in SAP Note 3613012.

Effects on Existing Data

The *Company Code* restriction will affect value help dialogs based on the following CDS views:

- `I_CompanyCodeStdVH`
- `I_CompanyCodeVH`

Although the *Company Code* restriction is not yet enforced, administrators should proactively maintain the values for this restriction before it becomes effective in one of the upcoming releases. If you do not take this step, the *Company Code* value help dialogs may stop working. For further details on updates to specific restriction types and their actions, see the relevant SAP Notes for individual product versions listed in SAP Note 2975653.

Technical Details

Action	Action/Review Required
Type	New
Functional Localization	No localization
Scope Item	Not applicable

Technical Object Name	CDS Views:
	`I_CompanyCodeStdVH`
	`I_CompanyCodeVH`

Latest Reference Content Version Required **Note** This table row is only relevant if you use a 3-system landscape. For more information, see Overview of Software and Content Upgrade.	No
Application Component	Not applicable
Valid as Of	SAP S/4HANA Cloud Public Edition 2602.2 (HFC8)

Related Information

Effects of Using IAM Apps (App Authorization Variants)
Authorization Basics
How to Read the Upgrade Phase Documentation

3.3 Restricted Access to Cost Centers Based on Company Code

Business Details

The *Company Code* (`BUKRS`) restriction has been added to enhance authorization in the cost center master data management area. This new restriction helps administrators to ensure that specific users and roles can view and manage only the cost centers associated with the company codes that they are authorized to access. This update improves security and enables better control over cost center master data within organizations.

While the *Company Code* restriction is not currently applied, it will take effect with one of the upcoming versions. This change may make cost center data unavailable in several contexts. To ensure a seamless transition, administrators are advised to preconfigure values for this restriction now using the *Maintain Business Roles* app (`F1492`).

For a list of the apps that are affected by this change, see SAP Note 3632368.

To learn more about restriction types and their lifecycle, see How to Manage Changed Restriction Types After an Upgrade.

Implementation Details

Authorizations

To configure the *Company Code* restriction in IAM apps of the app authorization variant type (AAVs) and assign it to a business role or user, administrators must have the `SAP_CORE_BC_IAM_RM` business catalog assigned.

Configuration

Administrators must maintain the values for the *Company Code* restriction for all business roles that need to view and manage cost center master data. These values can be maintained in the *Maintain Business Roles* app (`F1492`).

Effects on Existing Data

The *Company Code* restriction will affect access to cost center master data through the following objects:

CDS Views

- `I_CostCenter`
- `I_CostCenerVH`
- `I_CostCenterSTDVH`
- `I_CostCenterTP_2`

Data Dictionary Value Help

- `KOST`

Business Object Interface

- `I_CostCenterTP_2`

With this change:

- Users without the proper *Company Code* authorization are no longer able to view or manage cost center data outside their assigned company codes.
- Administrators must ensure that the *Company Code* restrictions are in place for all affected business roles to prevent unintended access issues.

Technical Details

Action	Action/Review Required
Type	New
Functional Localization	No localization
Scope Item	Not applicable

Technical Object Name	CDS Views:
	`I_CostCenter`
	`I_CostCenerVH`
	`I_CostCenterSTDVH`
	`I_CostCenterTP_2`
	Data Dictionary Value Help:
	`KOST`
	Business Object Interface:
	`I_CostCenterTP_2`

Latest Reference Content Version Required **Note** This table row is only relevant if you use a 3-system landscape. For more information, see Overview of Software and Content Upgrade.	No
Application Component	Not applicable
Valid as Of	SAP S/4HANA Cloud Public Edition 2602.2 (HFC8)

Related Information

Manage Cost Centers (New Version)
Manage Cost Centers (Old Version)
How to Read the Upgrade Phase Documentation
Effects of Using IAM Apps (App Authorization Variants)
Authorization Basics

4 Manage Your SAP S/4HANA Cloud Public Edition

4.1 Business Event Logging

4.1.1 Log Partner-Defined Change Documents

Business Details

This feature enables the logging of partner-defined change documents as business events. The events must be C2-released.

Technical Details

Action	Action/Review Required
Type	Changed
Functional Localization	No localization
Scope Item	Not applicable
Technical Object Name	Not applicable
Feature Requires Latest Reference Content Version **Note** This table row is only relevant if you use a 3-system landscape. For more information, see Overview of Software and Content Upgrade.	No
Application Component	`CA-GTF-BEL` (*Business Event Logging*)
Valid as Of	SAP S/4HANA Cloud Public Edition 2602.2 (HFC8)

Related Information

Log Custom Change Documents

4.1.2 Log Partner-Defined Business Events

Business Details

This feature enables the logging of partner-defined custom business events. The events must be C2-released.

Technical Details

Action	Action/Review Required
Type	Changed
Functional Localization	No localization
Scope Item	Not applicable
Technical Object Name	App ID: `F6021`
Feature Requires Latest Reference Content Version **Note** This table row is only relevant if you use a 3-system landscape. For more information, see Overview of Software and Content Upgrade.	No
Application Component	`CA-GTF-BEL` (*Business Event Logging*)
Valid as Of	SAP S/4HANA Cloud Public Edition 2602.2 (HFC8)

Related Information

Log Custom Business Events

4.1.3 Reset Shared Memory

Business Details

With this release, Business Event Logging resets the memory once everyday to ensure that the new or changed objects are considered for logging within the framework.

Technical Details

Action	Action/Review Required
Type	Changed
Functional Localization	No localization
Scope Item	Not applicable
Technical Object Name	Not applicable
Feature Requires Latest Reference Content Version **Note** This table row is only relevant if you use a 3-system landscape. For more information, see Overview of Software and Content Upgrade.	No
Application Component	`CA-GTF-BEL` (*Business Event Logging*)
Valid as Of	SAP S/4HANA Cloud Public Edition 2602.2 (HFC8)

Related Information

Log Custom Change Documents
Log Custom Business Events

5 Extend and Integrate Your SAP S/4HANA Cloud Public Edition

5.1 Features for Joule in SAP S/4HANA Cloud Public Edition

Business Details

To check if features have been enabled or changed for Joule in SAP S/4HANA Cloud Public Edition, see What's New for Joule. In the table, please filter for the SAP S/4HANA Cloud Public Edition product.

> **Note**
>
> To access Joule within SAP S/4HANA Cloud Public Edition, an additional entitlement and authorization may be required. Please consult your account executive for more information.

Technical Details

Action	Information
Type	New
Functional Localization	No localization
Scope Item	Not applicable
Technical Object Name	Communication Scenario: `SAP_COM_0882`
Latest Reference Content Version Required **Note** This table row is only relevant if you use a 3-system landscape. For more information, see Overview of Software and Content Upgrade.	No
Application Component	`CA-FLP-EXT-JOU` (*Joule integration with FLP*)
Valid as Of	SAP S/4HANA Cloud Public Edition 2602.2 (HFC8)

Related Information

Integrating Joule
What's New for Joule
Integration with SAP S/4HANA Cloud Public Edition

5.2 Overview of Changes in Extensibility Objects

Business Details

In this overview, you can find changes to objects released for developer extensibility, key user extensibility, or side-by-side extensibility.

The following table helps you to understand:

- Objects that are newly released
- Objects that are released with an additional release state or visibility
- Objects that are set to deprecated and their successor objects
- Objects that have already been released but which have enhanced capabilities

You can filter the objects by different attributes, such as the type, name, or change details.

> → Tip
>
> Collapse the Table of Contents to the left and the panel to the right to view all columns of the table. To search for localized objects, enter the name of the country/region in the search field above the table.

Overview of Changes in Extensibility Objects

Extensibility Type	Object Type	Application Component	Technical Name	Description	Change Type	Change Details	Additional Information
Key user extensibility	BAdI	`PLM-INT-TC` (SAP Teamcenter Integration)	`/PLMC/BD_PV_M_IN_PROD_CTRL`	BadI Impl.: Extensibility to control PV to Material behaviour	New	Use system-internally (C1): Key user extensibility	More information on SAP Business Accelerator Hub

Extensibility Type	Object Type	Application Component	Technical Name	Description	Change Type	Change Details	Additional Information
Key user extensibility Developer extensibility	Data Element	`TM` (Transportation Management)	`/SCMTMS/VDM_ITM_TRANSP_SLC_SLS`	Transportation Service Level Code for Sales	New	Use system-internally (C1): Key user extensibility Use system-internally (C1): Developer extensibility	
Key user extensibility	OData V4 API	`LO-RFM-MD-LST` (Listing)	`API_RFM_ASSORTMENT_MODULE` (Version 2)	Assortment Module (A2X)	Changed	Extend (C0): Key user extensibility	More information in the business documentation and on SAP Business Accelerator Hub
Side-by-side extensibility/ Integration	OData V4 API	`FIN-CS-EA` (Embedded Analytics)	`API_CNSLDTNREPORTEDANSWER` (Version 1)	Consolidation Reported Answer	New	Use as remote API	More information on SAP Business Accelerator Hub
Key user extensibility	CDS View	`FIN-FSCM-PF2` (Payment Foundation)	`C_PAYFNSITUATIONSTATUS`	Situation for Status Issue	New	Use system-internally (C1): Key user extensibility	More information on SAP Business Accelerator Hub
Key user extensibility	CDS View	`FIN-FSCM-PF2` (Payment Foundation)	`C_PAYFNSITUATIONTIMEOUT`	Situation for Timeout Issue	New	Use system-internally (C1): Key user extensibility	More information on SAP Business Accelerator Hub
Key user extensibility	BAdI	`CA-GTF-CSC-EDO-HR` (Document Compliance Croatia)	`EDOC_HR_MODIFY_HEADER_FIELDS`	Croatia: Modify Header Fields	New	Use system-internally (C1): Key user extensibility	More information on SAP Business Accelerator Hub

Extensibility Type	Object Type	Application Component	Technical Name	Description	Change Type	Change Details	Additional Information
Key user extensibility	CDS View	FIN-CS-BV (Balance Validation for Group Reporting)	F_CNSLDTNCNSTNTCURRENCYVERSION	Consolidation Version	New	Use system-internally (C1): Key user extensibility	More information on SAP Business Accelerator Hub
Key user extensibility	CDS View	FIN-CS-BV (Balance Validation for Group Reporting)	F_CONSOLIDATIONBUDGETVERSION	Consolidation Version	New	Use system-internally (C1): Key user extensibility	More information on SAP Business Accelerator Hub
Key user extensibility	CDS View	FIN-CS-EA (Embedded Analytics)	F_CONSOLIDATIONREPORTINGRULE	Consolidation Reporting Rule	New	Use system-internally (C1): Key user extensibility	More information on SAP Business Accelerator Hub
Key user extensibility Developer extensibility	CDS View	SD-BIL-IV-BP (Billing Plan)	I_BILLGPLNDTEDESCCODE	Billing Plan Date Description	New	Use system-internally (C1): Key user extensibility Use system-internally (C1): Developer extensibility	More information on SAP Business Accelerator Hub
Key user extensibility Developer extensibility	CDS View	SD-BIL-IV-BP (Billing Plan)	I_BILLGPLNDTEDESCTXT	Billing Plan Date Description - Text	New	Use system-internally (C1): Key user extensibility Use system-internally (C1): Developer extensibility	More information on SAP Business Accelerator Hub

Extensibility Type	Object Type	Application Component	Technical Name	Description	Change Type	Change Details	Additional Information
Key user extensibility Developer extensibility	CDS View	`FIN-CS-EA` (Embedded Analytics)	`I_CNSLDTNACTVRPTGRULECONDITION`	Consolidation Reporting Rule Condition	New	Use system-internally (C1): Key user extensibility Use system-internally (C1): Developer extensibility	More information on SAP Business Accelerator Hub
Key user extensibility Developer extensibility	CDS View	`CO-OM` (Overhead Cost Controlling)	`I_ENTPROJSETTLMTDISTRRULE`	Ent Project Settlement Distribution Rule	New	Use system-internally (C1): Key user extensibility Use system-internally (C1): Developer extensibility	More information on SAP Business Accelerator Hub
Key user extensibility Developer extensibility	CDS View	`CO-OM` (Overhead Cost Controlling)	`I_ENTPROJSETTLMTRULE`	Enterprise Project Settlement Rule	New	Use system-internally (C1): Key user extensibility Use system-internally (C1): Developer extensibility	More information on SAP Business Accelerator Hub
Key user extensibility Developer extensibility	CDS View	`QM-IM` (Quality Inspection)	`I_INSPRESULTLONGTEXT`	Long Text of Inspection Result	New	Use system-internally (C1): Key user extensibility Use system-internally (C1): Developer extensibility	More information in the business documentation and on SAP Business Accelerator Hub

Extensibility Type	Object Type	Application Component	Technical Name	Description	Change Type	Change Details	Additional Information
Key user extensibility Developer extensibility	CDS View	`QM-IM` (Quality Inspection)	`I_INSPRESULTVALUELONGTEXT`	Long Text of Inspection Result Value	New	Use system-internally (C1): Key user extensibility Use system-internally (C1): Developer extensibility	More information in the business documentation and on SAP Business Accelerator Hub
Key user extensibility Developer extensibility	CDS View	`QM-PT` (Quality Planning)	`I_INSPSPECVERSIONLONGTEXT`	Master Insp Characteristic Long Text	New	Use system-internally (C1): Key user extensibility Use system-internally (C1): Developer extensibility	More information in the business documentation and on SAP Business Accelerator Hub
Key user extensibility Developer extensibility	CDS View	`QM-IM` (Quality Inspection)	`I_INSPSUBSETRESULTLONGTEXT`	Long Text of Insp Point Result	New	Use system-internally (C1): Key user extensibility Use system-internally (C1): Developer extensibility	More information in the business documentation and on SAP Business Accelerator Hub
Key user extensibility	CDS View	`MM-IM-VDM-SGM` (VDM Stock and Goods Movements)	`I_MATERIALDOCUMENTHEADER`	Material Document Header	Deprecated	Use system-internally (C1): Key user extensibility	Use the following successor: `I_MATERIALDOCUMENTHEADER_2` More information in the business documentation and on SAP Business Accelerator Hub

Extensibility Type	Object Type	Application Component	Technical Name	Description	Change Type	Change Details	Additional Information
Key user extensibility	CDS View	`MM-IM-VDM-SGM` (VDM Stock and Goods Movements)	`I_MATERIALDOCUMENTITEM`	Material Document Item	Deprecated	Use system-internally (C1): Key user extensibility	Use the following successor: `I_MATERIALDOCUMENTITEM_2` More information in the business documentation and on SAP Business Accelerator Hub
Developer extensibility	CDS View	`PP-BD-WKC` (Work Center)	`I_WORKCENTERHIERARCHYHEADERTXT`	Work Center Hierarchy Header - Text	Changed	Use system-internally (C1): Developer extensibility	More information in the business documentation and on SAP Business Accelerator Hub
Developer extensibility	CDS View	`PP-BD-WKC` (Work Center)	`I_WORKCENTERHIERHEADER`	Work Center Hierarchy Header	Changed	Use system-internally (C1): Developer extensibility	More information in the business documentation and on SAP Business Accelerator Hub
Developer extensibility	CDS View	`PP-BD-WKC` (Work Center)	`I_WORKCENTERHIERSTRUCTURE`	Work Center Hierarchy Structure	Changed	Use system-internally (C1): Developer extensibility	More information in the business documentation and on SAP Business Accelerator Hub

Extensibility Type	Object Type	Application Component	Technical Name	Description	Change Type	Change Details	Additional Information
Key user extensibility Developer extensibility	Class	MM-IM-PI (Physical Inventory)	MMIM_BARCODE_PARSE	Barcode parsing	New	Use system-internally (C1): Key user extensibility Use system-internally (C1): Developer extensibility	
Key user extensibility Developer extensibility	Interface	MM-IM-PI (Physical Inventory)	MMIM_I_BARCODE_PARSE	Interface for barcode parsing	New	Use system-internally (C1): Key user extensibility Use system-internally (C1): Developer extensibility	
Key user extensibility Developer extensibility	Data Element	MM-IM-PI (Physical Inventory)	MMIM_SCAN_BARCODE_RULE_SETTING	ID of the Barcode Parsing Rules Settings	New	Use system-internally (C1): Key user extensibility Use system-internally (C1): Developer extensibility	
Key user extensibility Developer extensibility	Data Element	RE-FX-CN (Real Estate Contract)	RECDCFPAYGUID	GUID (RAW16) for Payment-Related Cash Flow	New	Use system-internally (C1): Key user extensibility Use system-internally (C1): Developer extensibility	

Extensibility Type	Object Type	Application Component	Technical Name	Description	Change Type	Change Details	Additional Information
Key user extensibility Developer extensibility	Data Element	RE-FX-CN (Real Estate Contract)	RECDCONDTYPE	Condition Type	New	Use system-internally (C1): Key user extensibility Use system-internally (C1): Developer extensibility	
Key user extensibility Developer extensibility	Data Element	RE-FX-CN (Real Estate Contract)	RECDFLOWTYPE	Flow Type	New	Use system-internally (C1): Key user extensibility Use system-internally (C1): Developer extensibility	
Key user extensibility Developer extensibility	Data Element	RE-FX-CN (Real Estate Contract)	RECDFOLLOWUPFORGUID	GUID (RAW16) for 'Follow-Up Posting for' References	New	Use system-internally (C1): Key user extensibility Use system-internally (C1): Developer extensibility	
Key user extensibility Developer extensibility	Data Element	RE-FX-CN (Real Estate Contract)	RECDREVERSALFORGUID	GUID (RAW16) for 'Reversal for' References	New	Use system-internally (C1): Key user extensibility Use system-internally (C1): Developer extensibility	

Extensibility Type	Object Type	Application Component	Technical Name	Description	Change Type	Change Details	Additional Information
Key user extensibility Developer extensibility	Data Element	RE-FX-CN (Real Estate Contract)	RECNNUMBER	Contract Number	New	Use system-internally (C1): Key user extensibility Use system-internally (C1): Developer extensibility	
Key user extensibility Developer extensibility	Data Element	RE-FX-RA (Rental Accounting)	RERATAXGROUP	Tax Group	New	Use system-internally (C1): Key user extensibility Use system-internally (C1): Developer extensibility	
Key user extensibility	Data Element	LO-MD-MM (Material Master)	SICHT_E	Purchasing View	New	Use system-internally (C1): Key user extensibility	
Key user extensibility	Data Element	LO-MD-MM (Material Master)	SICHT_L	Storage View	New	Use system-internally (C1): Key user extensibility	
Key user extensibility	Data Element	LO-MD-MM (Material Master)	SICHT_Q	Quality Management View	New	Use system-internally (C1): Key user extensibility	
Key user extensibility	Data Element	LO-MD-MM (Material Master)	SICHT_V	Sales View	New	Use system-internally (C1): Key user extensibility	

Extensibility Type	Object Type	Application Component	Technical Name	Description	Change Type	Change Details	Additional Information
Key user extensibility	CDS View	`PP-KAB-VDM` (Virtual Data Model for PP Kanban)	`I_KnbnCtrlCycProdMstrDta`	Product Master Data for Kanban Control Cycle	Changed	Associations added	Due to the earlier deprecation of the CDS views `I_ProductPlant` and `I_ProductStorageLocation`, new associations to the successor CDS views have been added: • `I_ProductPlantBasic` • `I_ProductStorageLocationBasic` More information under Product Master Data for Kanban Control Cycle.
Side-by-side extensibility/ Integration	SOAP API	`FIN-FSCM-CR` (Credit Management)	`CO_UKMR3_COMMITMENT_NOTIFICTN`	Credit Commitment Notification – Create, Update	New	Use as remote API	More information in the business documentation and on SAP Business Accelerator Hub
Side-by-side extensibility/ Integration	SOAP API	`FIN-FSCM-CR` (Credit Management)	`CO_UKMR3_CPBS_NOTIFICATION_OUT`	Payment Behavior – Update	New	Use as remote API	More information in the business documentation and on SAP Business Accelerator Hub

Extensibility Type	Object Type	Application Component	Technical Name	Description	Change Type	Change Details	Additional Information
Side-by-side extensibility/ Integration	SOAP API	`FIN-FSCM-CR` (Credit Management)	`CO_UKMR3_CREDIT_WORTHINESS`	Credit Worthiness Information – Read	New	Use as remote API	More information in the business documentation and on SAP Business Accelerator Hub
Side-by-side extensibility/ Integration	SOAP API	`FIN-FSCM-CR` (Credit Management)	`CO_UKMR3_DCD_MNTNO`	Documented Credit Decision – Create, Update	New	Use as remote API	More information in the business documentation and on SAP Business Accelerator Hub
Side-by-side extensibility/ Integration	OData V4 API	`FIN-FSCM-CLM-FQM` (Dispute Management)	`API_CASHREGISTER_REMOTE` (Version 1)	Finance - Cash Register Integration	New	Use as remote API	More information in the business documentation and on SAP Business Accelerator Hub

> **Note**
>
> The descriptions of some objects are currently only available in English in the corresponding extensibility environment; this is reflected in the table above.

Technical Details

Action	Action/Review Required
Type	Changed, Deprecated, New
Functional Localization	No localization
Scope Item	Not applicable
Technical Object Name	See the Overview of Changes in Extensibility Objects table

Feature Requires Latest Reference Content Version	No

> **Note**
>
> This table row is only relevant if you use a 3-system landscape. For more information, see Overview of Software and Content Upgrade.

Valid as Of	SAP S/4HANA Cloud Public Edition 2602.2 (HFC8)

Related Information

Extensibility

6 Data Migration

6.1 Data Migration Objects

Business Details

Find an overview of new, changed, and unchanged migration objects per SAP S/4HANA Cloud Public Edition release in the linked documentation.

- SAP S/4HANA Cloud Public Edition – Release Comparison of Migration Object Templates (Staging Table) (for customers and partners only): Find an overview of new, changed, and unchanged migration objects per release. The migration object templates are then compared by releases in detail, if they have changed. The purpose is to explain the differences between the SAP S/4HANA Cloud Public Edition data migration object templates of various releases, with the help of a direct comparison of the templates. This helps you to see what has changed and what is new for the different releases. Moreover, it assists you in filling out the data migration templates of the data migration objects available in the SAP S/4HANA Migration Cockpit for the different releases.
- SAP S/4HANA Cloud Public Edition – Release Comparison of Migration Objects (Direct Transfer) (for customers and partners only): The purpose of this document is to explain the differences between the migration objects of various versions in SAP S/4HANA Cloud Public Edition. This helps you to see what has changed and what is new for the different versions.

Technical Details

Action	Action/Review Required
Type	Changed
Functional Localization	No localization
Scope Item	2Q2 (Data Migration to SAP S/4HANA from Staging) BH3 (Data Migration to SAP S/4HANA from SAP)
Technical Object Name	Not applicable

Latest Reference Content Version Required	No **Note** This table row is only relevant if you use a 3-system landscape. For more information, see Overview of Software and Content Upgrade.
Application Component	`CA-GTF-MIG` (*SAP S/4HANA Data Migration Cockpit Content*) `CA-DT-MIG` (*S/4HANA Migration Cockpit - Direct Transfer: Content*)
Valid as Of	SAP S/4HANA Cloud Public Edition 2602.2 (HFC8)

6.1.1 Enhanced Migration Object: Real estate - Usable object

Business Details

The *Real estate - Usable object* migration object now contains a new field, *Indicator: Ignore Cross Dependencies* (`REACCTASSGMTOBJISCROSSASSGBL`) in the *Leading Account Assgmt Obj* (`S_R_REUSBLOBJLDNGACC`) and *Additional Account Assgmt Obj* (`S_R_REUSBLOBJADDLACC`) sheets.

For further details, refer to the Real estate - Usable object migration object documentation or the SAP S/4HANA Cloud – Release Comparison of Migration Object Templates (Staging Table)

Implementation Details

This feature will not automatically be available in your system but requires that you activate the feature *Enhance real estate - usable object for new fields* (`CFND_DMCC_RE_USABLOBJ2_17469`).

For more information, see Activate Features.

Technical Details

Action	Innovation
Type	Changed
Functional Localization	No localization

Scope Item	2Q2 (Data Migration to SAP S/4HANA from Staging)
Technical Object Name	RE_USABLOBJ2
Feature Requires Latest Reference Content Version **Note** This table row is only relevant if you use a 3-system landscape. For more information, see Overview of Software and Content Upgrade.	No
Application Component	CA-GTF-MIG (*SAP S/4HANA Data Migration Cockpit Content (LTMC)*)
Valid as Of	SAP S/4HANA Cloud Public Edition 2602.2 (HFC8)

6.1.2 Enhanced Migration Object: FI-CA – Open Item

Business Details

The *FI-CA - Open Item* migration object now includes additional fields on the *Business Partner Line Items* (FKKOP) and *General Ledger Line Items* (FKKOPK) sheets of the migration template. These fields are:

Technical Name	Field Description	Structure
AWTYP_OP	Reference Transaction in BP Item	*Business Partner Line Items* (FKKOP)
AWKEY_OP	Reference Key in BP Item	*Business Partner Line Items* (FKKOP)
FULPA	Indicator: Full Clearing	*Business Partner Line Items* (FKKOP)
INFPA	Payment Info	*Business Partner Line Items* (FKKOP)
GLO_REF1_IT	Country/Region-Specific Reference 1	*Business Partner Line Items* (FKKOP)
GLO_DAT1_IT	Country-/Region-Specific Date 1	*Business Partner Line Items* (FKKOP)
SERVICE_DOC_TYPE	Service Document Type	*General Ledger Line Items* (FKKOPK)
SERVICE_DOC_ID	Service Document	*General Ledger Line Items* (FKKOPK)
SERVICE_DOC_ITEM_ID	Service Document Item	*General Ledger Line Items* (FKKOPK)

For further details, refer to the FI-CA - Open item migration object documentation or the SAP S/4HANA Cloud – Release Comparison of Migration Object Templates (Staging Table)

Implementation Details

This feature will not automatically be available in your system but requires that you activate the feature *Enhance FI-CA - Open item with new fields for line items* (`CFND_DMCC_FICA_OPENITM_1`).

For more information, see Activate Features.

Technical Details

Action	Innovation
Type	Changed
Functional Localization	No localization
Scope Item	2Q2 (Data Migration to SAP S/4HANA from Staging)
Technical Object Name	`FICA_OPENITM`
Feature Requires Latest Reference Content Version **Note** This table row is only relevant if you use a 3-system landscape. For more information, see Overview of Software and Content Upgrade.	No
Application Component	`CA-GTF-MIG` (*SAP S/4HANA Data Migration Cockpit Content (LTMC)*)
Valid as Of	SAP S/4HANA Cloud Public Edition 2602.2 (HFC8)

7 Master Data

7.1 Product Master

7.1.1 Searching for Products based on Product Hierarchies

Business Details

The **Manage Product Master Data** app now enables you to search for products using product hierarchies as a search criterion. This enhancement simplifies the process of finding products that belong to specific product hierarchies, allowing you to quickly locate and manage related products within your product master data.

With this enhancement, you can now perform basic searches for products based on their assigned product hierarchies and product hierarchy descriptions.

Examples of the User Interface:

> ⓘ Note
>
> The screenshots are examples to make the described change visible. Please note that the screenshots show the English version of the user interface only, and that the user interface in your system might look slightly different due to configuration and extensibility options available.

This is how the user interface looked before the change:

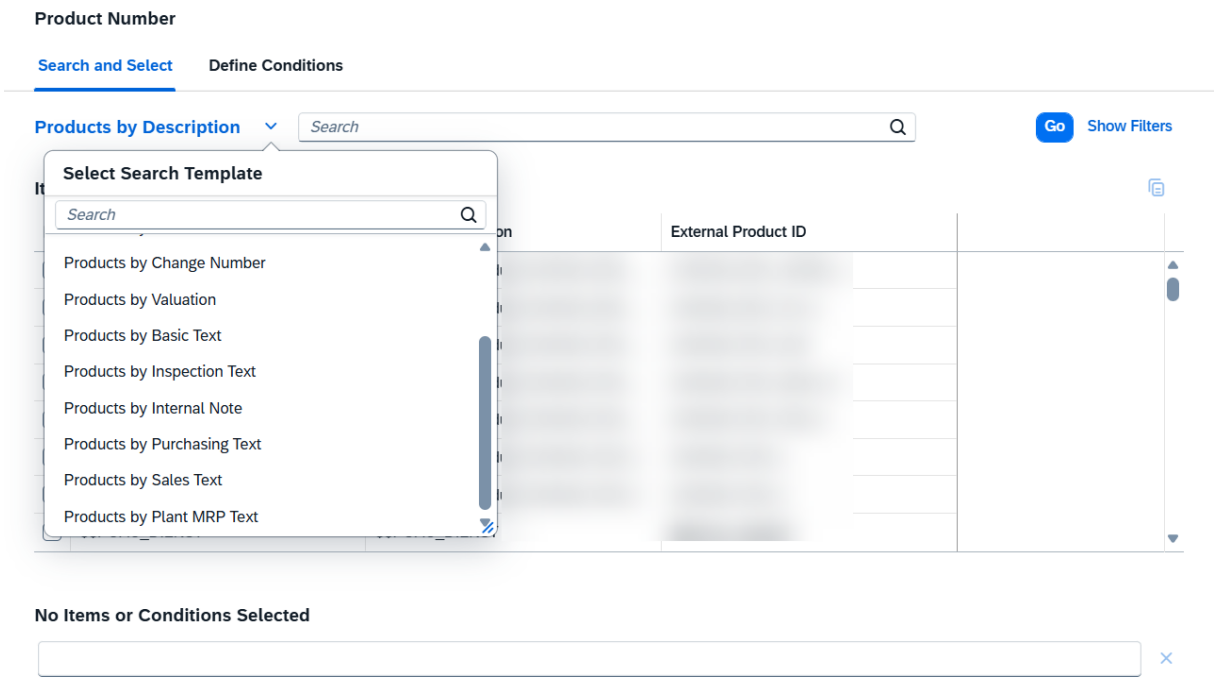

Changes to the User Interface

> **Note**
>
> The screenshots are examples to make the described change visible. Please note that the screenshots show the English version of the user interface only, and that the user interface in your system might look slightly different due to configuration and extensibility options available.

This is how the user interface looked after the change:

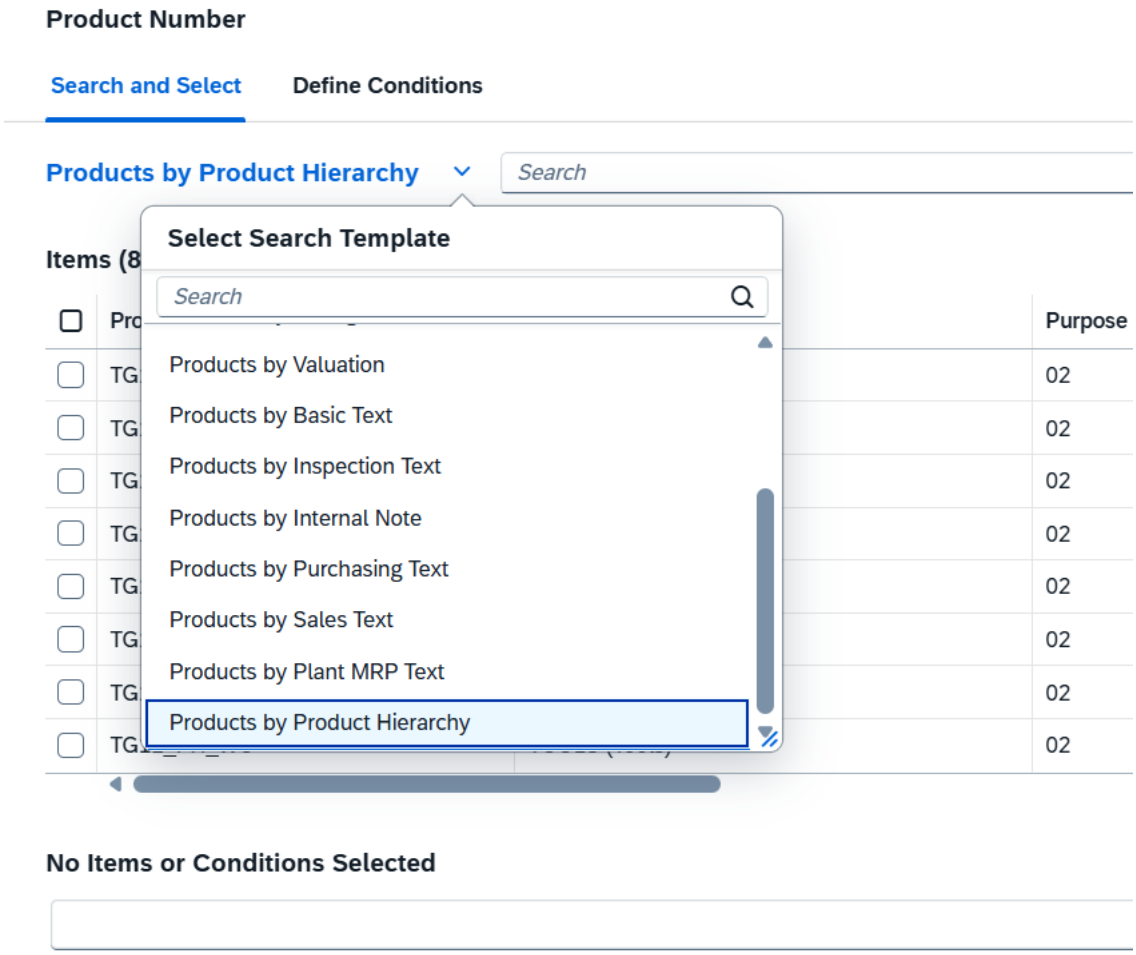

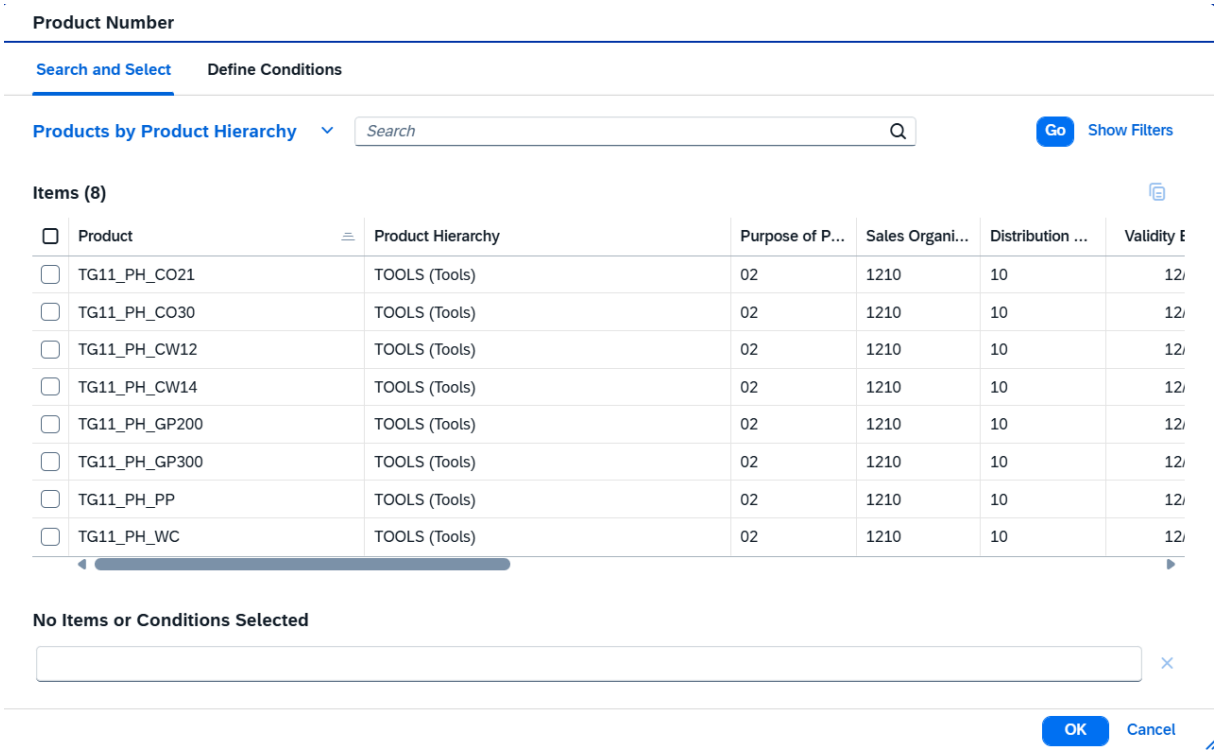

Technical Details

Action	Action/Review Required
Type	Changed
Functional Localization	No localization
Scope Item	Not applicable
Technical Object Name	App ID: `F1602`
Feature Requires Latest Reference Content Version **Note** This table row is only relevant if you use a 3-system landscape. For more information, see Overview of Software and Content Upgrade.	No
Application Component	`LO-MD-MM-2CL` (*Product Master*)
Valid as Of	SAP S/4HANA Cloud Public Edition 2602.2 (HFC8)

Related Information

Searching for Products

7.2 Business Partner, Customer, and Supplier

7.2.1 New Configurations for Read Access Logging

Business Details

You can now log the read access to sensitive fields in the *Manage Business Partner Master Data*, *Manage Customer Master Data*, and *Manage Supplier Master Data* apps. Three configurations are delivered – one for each app. To know more about the configurations, fields that are protected, and how to activate the configurations, see Read Access Logging Configurations in Business Partner.

Technical Details

Action	Information
Type	New
Functional Localization	No localization
Scope Item	Not applicable
Technical Object Name	• `BP/LO-MD-BP/MD_BUSINESSPARTNER_SRV` • `BP/LO-MD-BP/MD_CUSTOMER_MASTER_SRV` • `BP/LO-MD-BP/MD_SUPPLIER_MASTER_SRV`
Feature Requires Latest Reference Content Version **Note** This table row is only relevant if you use a 3-system landscape. For more information, see Overview of Software and Content Upgrade.	No
Application Component	`LO-MD-BP-2CL` (*Business Partner*)
Valid as Of	SAP S/4HANA Cloud Public Edition 2602.2 (HFC8)

7.3 Mass Load and Mass Maintenance for Business Partners

7.3.1 Successor MDG Apps for Business Partners Mandatory Soon

Business Details

With this feature, the usage of successor apps for mass load and mass maintenance, consolidation, and mass processing of business partners is enabled. Once this feature is active, the usage of the corresponding deprecated applications is no longer possible. Therefore, you need to activate this feature to switch to the successor apps as soon as possible. We strongly recommend that you activate this feature also, if you don't use the apps mentioned below.

This feature has already been available on an opt-in basis since release SAP S/4HANA Cloud Public Edition 2508 and you could choose to activate the feature in the configuration activity *Activate Features*.

> **Note**
>
> In an upcoming release, the feature will be active by default and the deprecated apps will no longer be available.

To be able to use the successor apps for mass load and mass maintenance, consolidation, and mass processing of business partners, you need to process the following steps:

1. First, you should finalize all ongoing mass maintenance processes or delete the processes if they are no longer relevant. This is recommended, as processes created with the deprecated version of the Manage Mass Maintenance app, are no longer visible in the new version of the app.
2. Activate the feature **Successor MDG apps for business partners** (`MDC_BP_CLOUD_READY`).
3. 1. Remove the deprecated business catalogs **Mass Load - Business Partner Master (Deprecated)** (`SAP_CMD_BC_BP_MASSLOAD_PC`) and **Mass Maintenance - Business Partner Master (Deprecated)** (`SAP_CMD_BC_BP_MASSMAINT_PC`).
   2. Assign the successor business catalog **Master Data Governance - Mass Maintenance for Business Partners** (`SAP_CMD_BC_BPCS_MAINT_PC`).

   This will adjust your role to the updated business role template **Master Data Specialist - Business Partner Data** (`SAP_BR_BUPA_MASTER_SPECIALIST`).
4. Finalize the procedure by starting the app **Export Master Data - Business Partners** (Fiori ID `F6551A`) and export any selection of business partners (at least one).

   > **Note**
   >
   > This is a **mandatory step** that completes the technical setting to enable all new apps!

Mass Load and Mass Maintenance

- You can use modernized business partner apps for mass maintenance and mass load
- You can use an automatic data validation step: The process stops only in case of errors, otherwise the data will be activated immediately.

- You can directly change all relevant fields on demand.

The following new app versions and deprecated app versions are available as of SAP S/4HANA Cloud Public Edition 2508:

New App Versions and Deprecated App Versions

New App Version	New App ID	Deprecated App Version	Deprecated App ID
Export Master Data - BP Relationships	F6550A	Export Master Data	F3251
Export Master Data - Business Partners	F6551A	Export Master Data	F3251
Import Master Data - BP Relationships	F6552A	Import Data for Consolidation	F2399
Import Master Data - Business Partners	F6553A	Import Data for Consolidation	F2399
Manage Consolidation Processes - Business Partners	F6556A	Master Data Governance, Consolidation	F1047A
Manage Mass Creation Processes - BP Relationships	F6560A	Master Data Governance, Consolidation	F1047A
Manage Source Data - BP Relationships	F6561A	Manage Source Data for Consolidation	F2442:
Manage Source Data - Business Partners	F6562A	Manage Source Data for Consolidation	F2442
Track Changes - BP Relationships	F6568A	Track Mass Changes	F3455
Track Changes - Business Partners	F6569A	Track Mass Changes	F3455
Manage Mass Maintenance - BP Relationships	F7972	Mass Maintenance of Master Data	F2505
Manage Remediation Processes - Business Partners	F7973	Manage Remediation Processes - Business Partners	F1047A
Manage Mass Maintenance - Business Partners	F7974	Mass Maintenance of Master Data	F2505

Implementation Details

This feature will not automatically be available in your system but requires that you activate the feature *Successor MDG apps for business partners* (`MDC_BP_CLOUD_READY`) in the configuration activity *Activate Features*.

For more information, see Activate Features.

The delivery of these functions requires a deprecation of some apps that were already delivered.

New Business Catalog

Business Catalog	Application Component	Business Role Template (Example)
Master Data Governance - Mass Maintenance for Business Partners (`SAP_CMD_BC_BPCS_MAINT_PC`)	`CA-MDG-BP`	Master Data Specialist - Business Partner Data (`SAP_BR_BUPA_MASTER_SPECIALIST`)

Technical Details

Action	Critical – Immediate Action Required
Type	Deprecated
Functional Localization	No localization
Scope Item	`7MI` (Mass Load and Mass Maintenance for Business Partners) `1RK` (Mass Load and Mass Maintenance for Business Partner)
Technical Object Name	See column *New App ID* in the *Business Details* section.
Feature Requires Latest Reference Content Version **Note** This table row is only relevant if you use a 3-system landscape. For more information, see Overview of Software and Content Upgrade.	Yes.
Application Component	`CA-MDG` (*Master Data Governance*)
Valid as Of	SAP S/4HANA Cloud Public Edition 2602.2 (HFC8)

Related Information

Mass Load and Mass Maintenance

8 Asset Management

8.1 Maintenance Management

8.1.1 Manage Maintenance Notifications: Reset Deletion Flag for Maintenance Notifications

Business Details

With this feature, as a maintenance supervisor, you can roll back a deletion flag that was set by mistake. This allows you to recover maintenance notifications that are assigned to a maintenance order.

This feature applies only to the following maintenance notification types:

- Reactive Work (Y1)
- Proactive Work (Y2)

The **Reset Deletion Flag** option is available only when the maintenance notification was previously **In Process** and later had the deletion flag set.

When you choose Reset Deletion Flag, the **Completion Date and Time** fields are cleared. The **Reference Date and Time** fields are updated to the current session date and time.

You can find the **Reset Deletion Flag** option inside the **Actions** dropdown menu.

Technical Details

Action	Information
Type	New
Functional Localization	No localization
Scope Item	4HI (Proactive Maintenance) 4HH (Reactive Maintenance)
Technical Object Name	`App ID: F5777`

Feature Requires Latest Reference Content Version	No

> **Note**
>
> This table row is only relevant if you use a 3-system landscape. For more information, see Overview of Software and Content Upgrade.

Application Component	`PM-WOC-MN` (*Maintenance Notification*)
Valid as Of	SAP S/4HANA Cloud Public Edition 2602.2 (HFC8)

Related Information

Manage Maintenance Notifications (New Version)

8.1.2 Create Maintenance Notification: Extended Functional Location Hierarchy Limit

Business Details

This functionality increases the hierarchy limit from 100 to 1000 for functional locations. When a user enters a top-level technical object, all relevant functional locations are loaded, provided the total number of levels does not exceed the new limit of 1000. If a hierarchy contains more than 1000 objects at the same level, the value help will not display any object to prevent incomplete or incorrect listings.

Technical Details

Action	Information
Type	New
Functional Localization	No localization
Scope Item	4HI (Proactive Maintenance) 4HH (Reactive Maintenance)
Technical Object Name	`App ID: W0006`

Feature Requires Latest Reference Content Version	No

> **Note**
>
> This table row is only relevant if you use a 3-system landscape. For more information, see Overview of Software and Content Upgrade.

Application Component	`EP-PCT-MAN-MW` (*BP for Maintenance Worker*)
Valid as Of	SAP S/4HANA Cloud Public Edition 2602.2 (HFC8)

8.2 Country/Region Specifics

For country/region-specific changes, please see Country/Region Specifics [page 148].

9 Finance

9.1 Management Accounting and Margin Analysis

9.1.1 Divisional Accounting

9.1.1.1 Calculating Records in Allocation Cycles and Segments

Business Details

This feature allows you to use the *Calculate Records* button before running a cycle to estimate the theoretical number of combinations (senders × receivers) that could be processed during the allocation run. You can use the button at the segment or cycle level.

This function helps prevent performance issues caused by overly broad sender/receiver selections.

Note the following:

- The calculation provides theoretical volumes only.
  The actual number of processed combinations may differ because:
  - Validity checks can exclude certain sender/receiver objects.
  - Master data validations may exclude reference documents.
  - Some allocation rules (*Fixed Amounts*, *Fixed Rates*, *Fixed Percentages*) generate combinations differently.
- For segments using the *Posted Amounts* sender rule or the *Variable Portions* receiver rule, the system estimates reference record volume using the following tables:
  - `ACDOCA` – actuals
  - `ACDOCP` – plan data
  - `FINSSKF` – statistical key figures
- If the number of combinations exceeds defined safety thresholds (10,000 per segment, 100,000 per cycle), a warning message informs you of potential long run times or risk of system dumps.

Not Supported:

- Cumulatively processed cycles
  These cycles use year-to-date tracing factors, which cannot be accurately calculated during the check. Therefore, the *Calculate Records* button is not available in cycles using this processing.

Examples of the User Interface

> **Note**
>
> The screenshots are examples to make the described change visible. Please note that the screenshots show the English version of the user interface only, and that the user interface in your system might look slightly different due to configuration and extensibility options available.

The *Calculate Records* button at the cycle level:

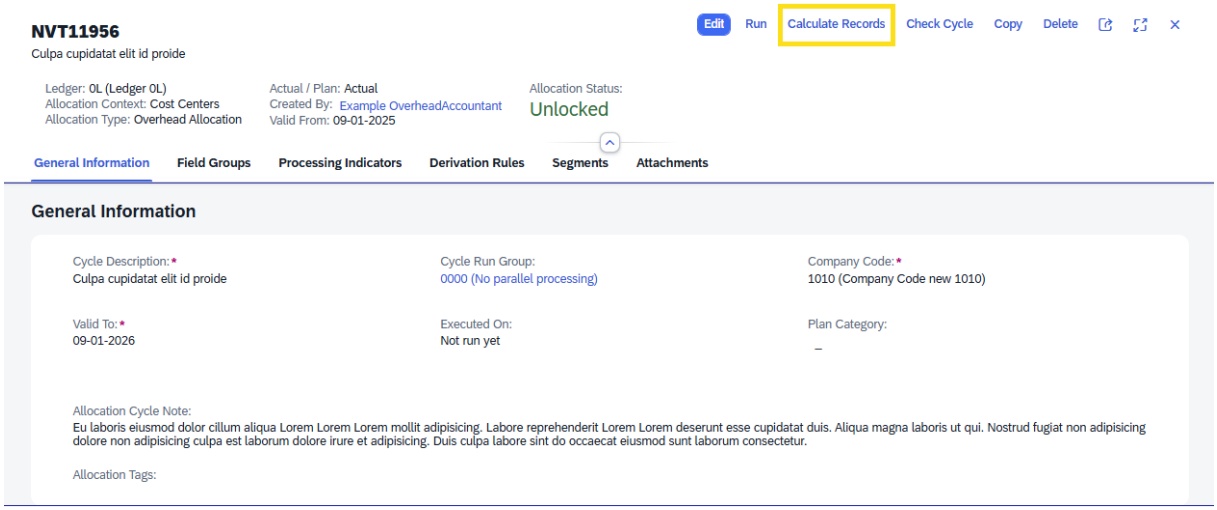

The *Calculate Records* button at the segment level:

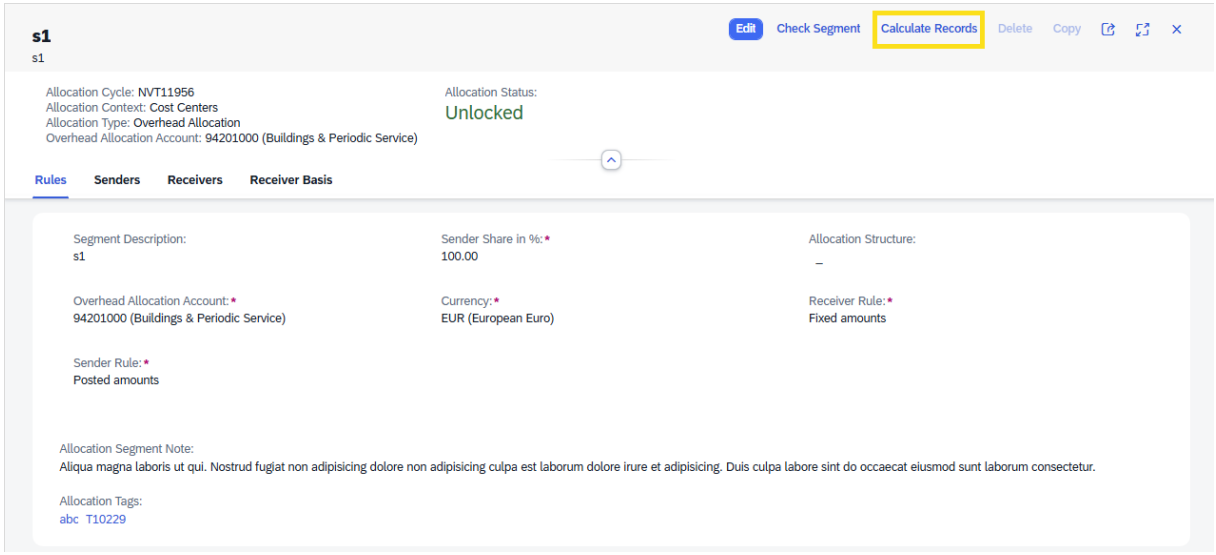

Too many records warning at the cycle level:

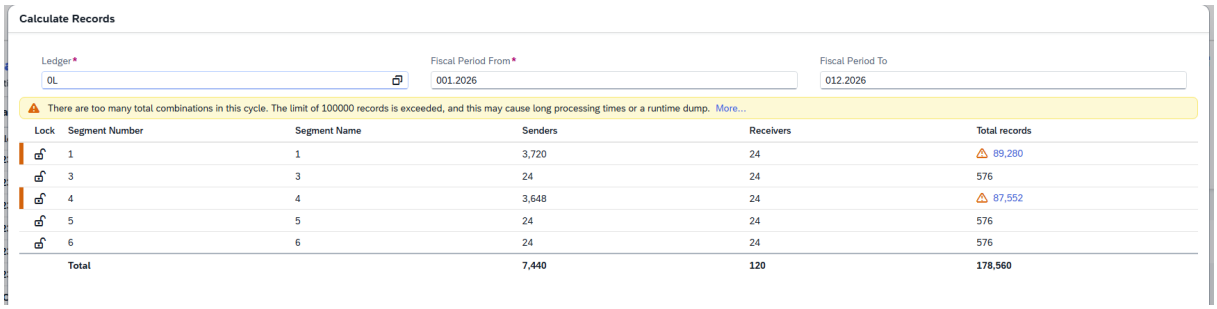

Too many records warning at the segment level:

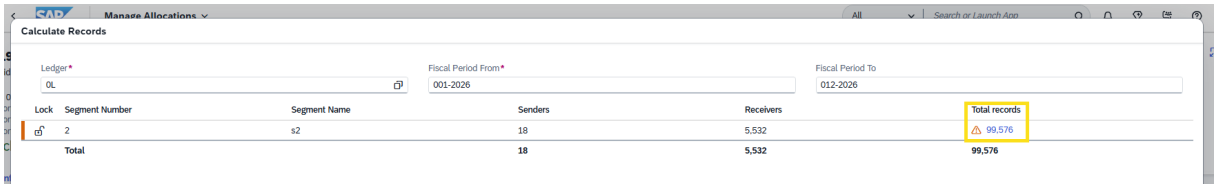

Technical Details

Action	Action/Review Required
Type	Changed
Functional Localization	No localization
Scope Item	J54 (Overhead Cost Accounting), J55 (Margin Analysis), 2QL (Universal Allocation)
Technical Object Name	App ID: F3338A F3548 F4363 F4022 F4523 F4935 F5596 F7272 F8715

Feature Requires Latest Reference Content Version	No

> **Note**
>
> This table row is only relevant if you use a 3-system landscape. For more information, see Overview of Software and Content Upgrade.

Application Component	`FIN-UA` (*Universal Allocation*)
Valid as Of	SAP S/4HANA Cloud Public Edition 2602.2 (HFC8)

Related Information

Manage Allocations
Universal Allocation

9.1.2 Overhead Accounting

9.1.2.1 Delete Specific Time Ranges in Cost Center Validity Periods

Business Details

You can now use the *Manage Cost Centers (New Version)* (`F1443B`) app to delete specific time ranges across validity periods for one, multiple, or all cost centers. Previously, you had to delete entire validity periods or manually adjust their duration. Now, you can surgically remove just the time ranges you need, leaving the rest intact, which provides greater flexibility in cost center management.

How this works:

- *Complete overlap* – If a validity period falls entirely within your specified time range, it is deleted completely.
- *Partial overlap* – If the specified time range crosses the edge of a validity period, the system splits it in two and removes only the overlapping portion.
- *Internal overlap* – If the deletion range sits within a single validity period, it creates a gap by splitting the original validity period into three parts and removing the middle section.

> **Note**
>
> You can only delete custom time ranges in cost centers and validity periods that meet specific requirements. For details, see Deleting Cost Centers (New Version).

Examples of the User Interface

> **Note**
>
> The screenshots are examples to make the described change visible. Please note that the screenshots show the English version of the user interface only, and that the user interface in your system might look slightly different due to configuration and extensibility options available.

- *Delete* menu on the main app page:

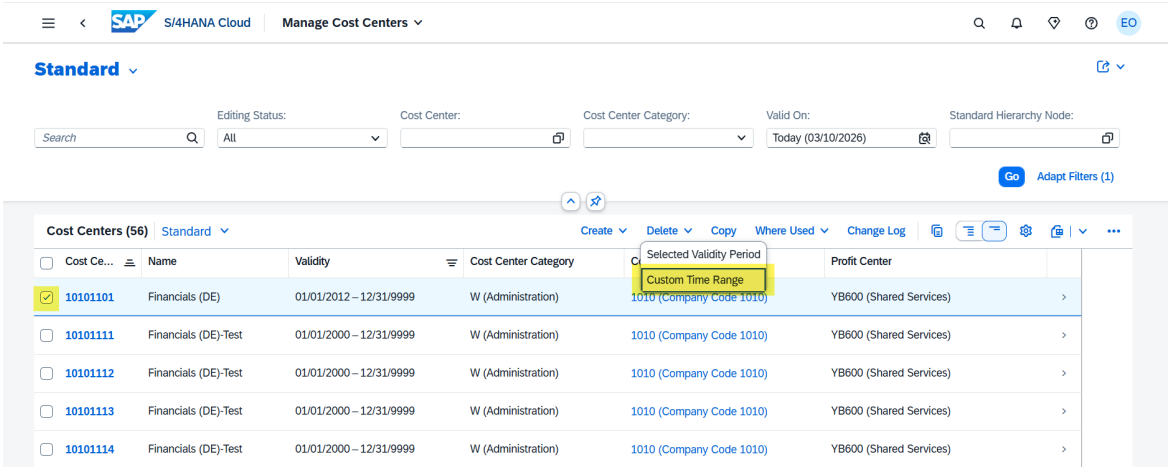

- *Delete Custom Time Range* dialog:

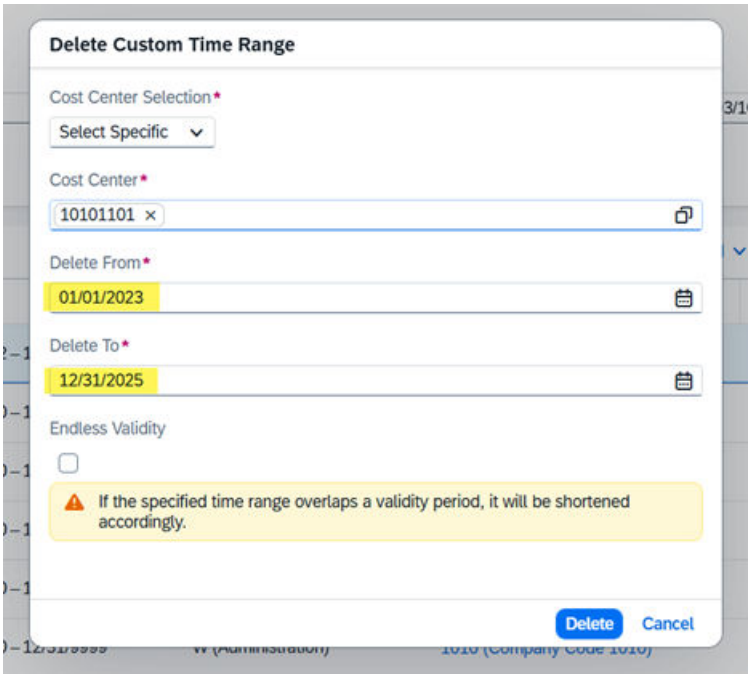

Technical Details

Action	Innovation
Type	Changed
Functional Localization	No localization
Scope Item	J54 (Overhead Cost Accounting)
Technical Object Name	`F1443B`
Feature Requires Latest Reference Content Version **Note** This table row is only relevant if you use a 3-system landscape. For more information, see Overview of Software and Content Upgrade.	No
Application Component	`CO-FIO-CCA-MD` (*Cost Center Accounting – Master Data*)
Valid as Of	SAP S/4HANA Cloud Public Edition 2602.2 (HFC8)

Related Information

Deleting Cost Centers (New Version)
Manage Cost Centers (New Version)

9.1.2.2 Calculating Records in Allocation Cycles and Segments

Business Details

This feature allows you to use the *Calculate Records* button before running a cycle to estimate the theoretical number of combinations (senders × receivers) that could be processed during the allocation run. You can use the button at the segment or cycle level.

This function helps prevent performance issues caused by overly broad sender/receiver selections.

Note the following:

- The calculation provides theoretical volumes only.
  The actual number of processed combinations may differ because:
  - Validity checks can exclude certain sender/receiver objects.

    - Master data validations may exclude reference documents.
    - Some allocation rules (*Fixed Amounts*, *Fixed Rates*, *Fixed Percentages*) generate combinations differently.
- For segments using the *Posted Amounts* sender rule or the *Variable Portions* receiver rule, the system estimates reference record volume using the following tables:
    - `ACDOCA` – actuals
    - `ACDOCP` – plan data
    - `FINSSKF` – statistical key figures
- If the number of combinations exceeds defined safety thresholds (10,000 per segment, 100,000 per cycle), a warning message informs you of potential long run times or risk of system dumps.

Not Supported:

- Cumulatively processed cycles
  These cycles use year-to-date tracing factors, which cannot be accurately calculated during the check. Therefore, the *Calculate Records* button is not available in cycles using this processing.

Examples of the User Interface

> **Note**
>
> The screenshots are examples to make the described change visible. Please note that the screenshots show the English version of the user interface only, and that the user interface in your system might look slightly different due to configuration and extensibility options available.

The *Calculate Records* button at the cycle level:

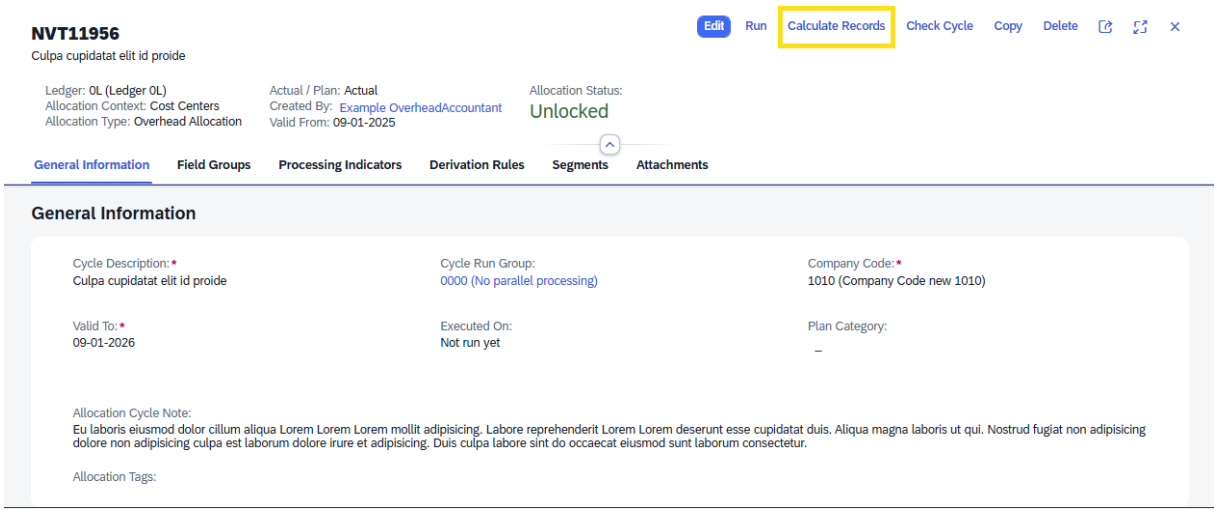

The *Calculate Records* button at the segment level:

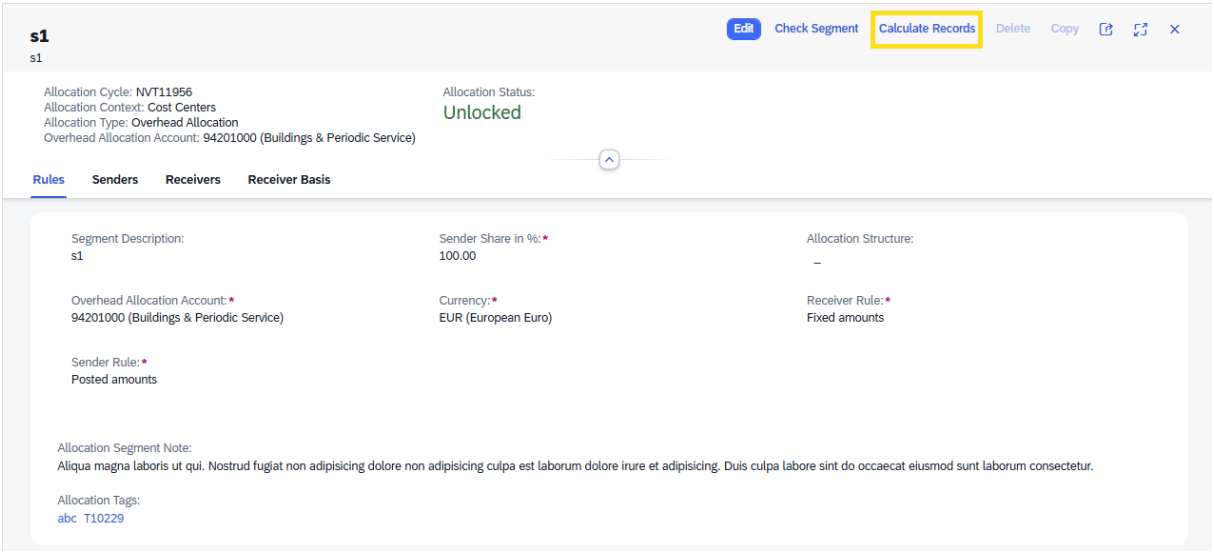

Too many records warning at the cycle level:

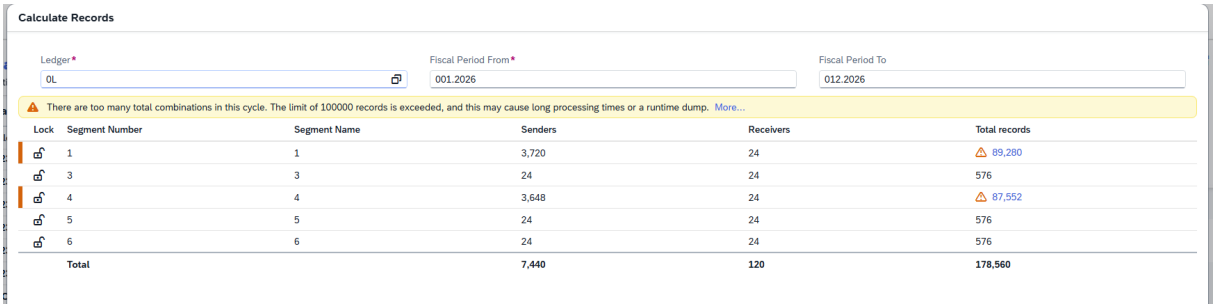

Too many records warning at the segment level:

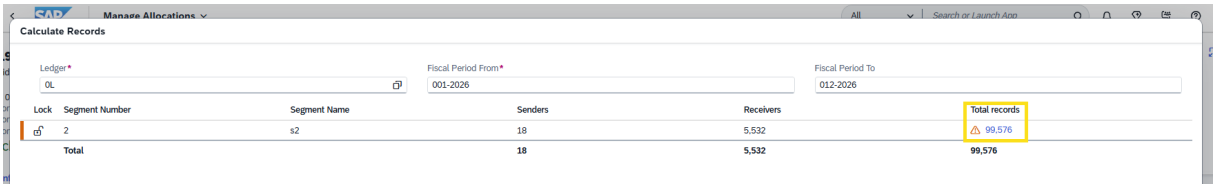

Technical Details

Action	Action/Review Required
Type	Changed
Functional Localization	No localization

Scope Item	J54 (Overhead Cost Accounting), J55 (Margin Analysis), 2QL (Universal Allocation)
Technical Object Name	App ID: F3338A F3548 F4363 F4022 F4523 F4935 F5596 F7272 F8715
Feature Requires Latest Reference Content Version **Note** This table row is only relevant if you use a 3-system landscape. For more information, see Overview of Software and Content Upgrade.	No
Application Component	`FIN-UA` (*Universal Allocation*)
Valid as Of	SAP S/4HANA Cloud Public Edition 2602.2 (HFC8)

Related Information

Manage Allocations
Universal Allocation

9.1.3 Production Accounting

9.1.3.1 Cost Rates Tab in Run Actual Cost Rate Calculation – Cost Centers (New Version) App

Business Details

The *Cost Rates* tab has been added to the *Run Actual Cost Rate Calculation – Cost Centers (New Version)* app. This allows you to view the actual cost rates calculation result. You find this tab when you start the app by choosing the *Display Splitting Result* button.

Changes to the User Interface

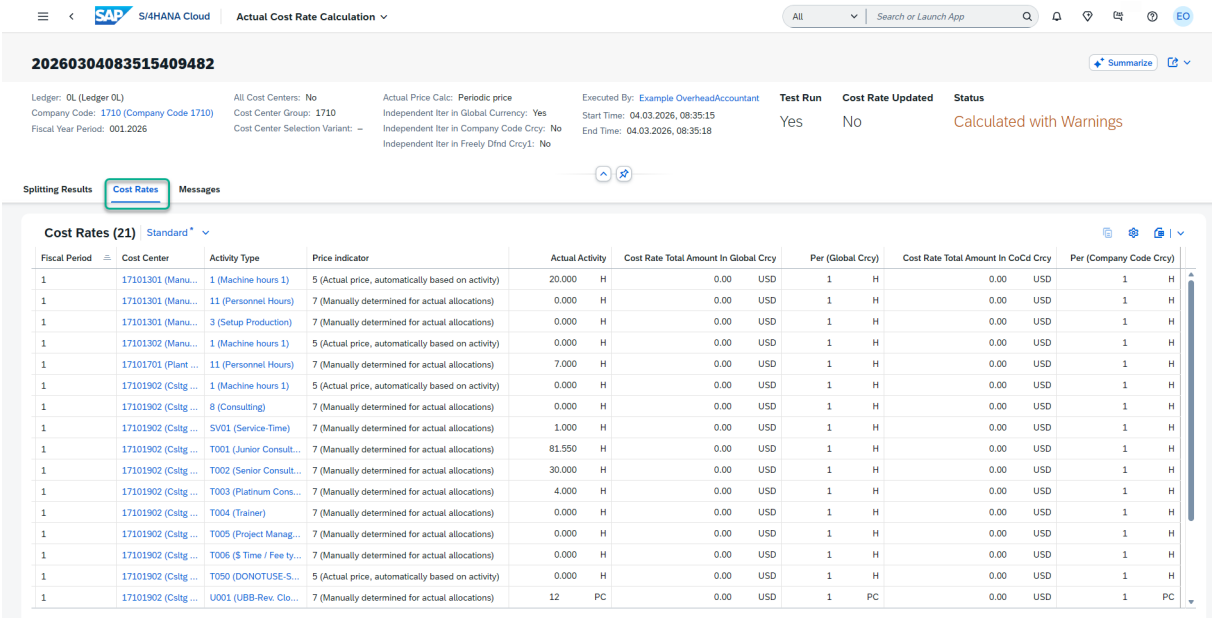

> **Note**
>
> The screenshots are examples to make the described change visible. Please note that the screenshots show the English version of the user interface only, and that the user interface in your system might look slightly different due to configuration and extensibility options available.

This is how the user interfaces looks now. The *Cost Rates* tab has been added to the *Splitting Results* tab and the *Messages* tab.

Technical Details

Action	Action/Review Required

Type	New
Functional Localization	No localization
Scope Item	`33Q`
Technical Object Name	App ID: `F9080`
Feature Requires Latest Reference Content Version **Note** This table row is only relevant if you use a 3-system landscape. For more information, see Overview of Software and Content Upgrade.	No
Application Component	`CO-OM-ACT-F` (*Period-End Closing*)
Valid as Of	SAP S/4HANA Cloud Public Edition 2602.2 (HFC8)

Related Information

Run Actual Cost Rate Calculation - Cost Centers (New Version)

9.1.3.2 Actual Cost Rate Calculation Job Template Provides Access to Run Actual Cost Rate Calculation - Cost Centers (New Version) App

Business Details

You can now access the log information from the *Actual Cost Rate Calculation* jobs by accessing the *Run Actual Cost Rate Calculation - Cost Centers (New Version)* (F9080) app. You start the app by choosing the log symbol of the relevant run in the *Schedule Overhead Accounting Jobs* app.

Changes to the User Interface

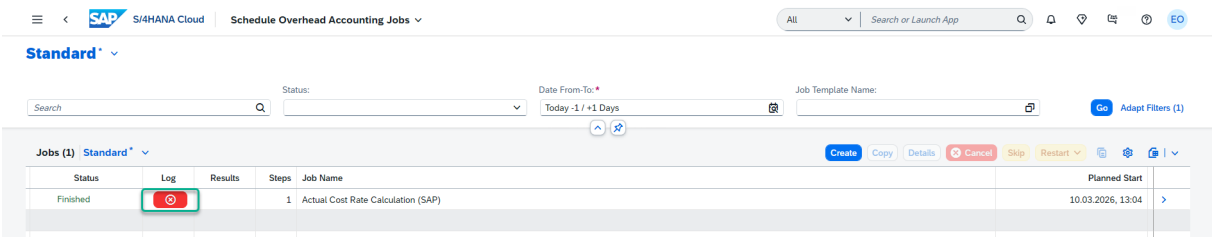

> **Note**
>
> The screenshots are examples to make the described change visible. Please note that the screenshots show the English version of the user interface only, and that the user interface in your system might look slightly different due to configuration and extensibility options available.

From the list of jobs displayed, you can access the *Run Actual Cost Rate Calculation - Cost Centers (New Version)* app using the *Log* icon. You can start the app independently of the log status.

Technical Details

Action	Action/Review Required
Type	Changed
Functional Localization	No localization
Scope Item	`33Q`
Technical Object Name	App ID: `F9080`
Feature Requires Latest Reference Content Version > **Note** This table row is only relevant if you use a 3-system landscape. For more information, see Overview of Software and Content Upgrade.	No
Application Component	`CO-OM-ACT-F` (*Period-End Closing*)
Valid as Of	SAP S/4HANA Cloud Public Edition 2602.2 (HFC8)

Related Information

Run Actual Cost Rate Calculation - Cost Centers (New Version)
Schedule Actual Cost Rate Calculation

9.1.3.3 Blocking of Non-Event-Based Order Creation

Business Details

As of this release, the creation of non-event-based production orders or process orders based on the obsolete scope item `BEI` (*Period-End Production Cost Posting*) is no longer allowed. The system blocks the creation of such orders with an error message.

Implementation Details

As a part of transition from `BEI` to `3F0` (*Event-Based Production Cost Posting*), please switch to the use of event-based orders.

For a detailed guidance on the transition process, see SAP Community blog Transition to Event-Based Production Accounting in SAP S/4HANA Cloud Public Edition or SAP Note 3599914.

Configuration

The system blocks the creation of `BEI` orders that are:

- Assigned with result analysis (RA) key `MBMF01`, or
- Created with an empty RA key on the order type.

The system allows the creation of `3F0` orders only when they are:

- Assigned with event-based processing key `RSEBW` (event-based settlement), or
- Assigned with `ORDMS` (manually determined settlement) on the order type.

> **Note**
>
> If you are unable to complete the transition immediately, you can temporarily allow the creation of `BEI` orders by deactivating the feature `FTGL_BEI_DEPRECATION` using the *Activate Features* configuration activity.
>
> This exception is available only for a limited time. Creation of `BEI` orders will be fully disabled in an upcoming release.

Effects on Existing Data

Apps for settling or analyzing exisiting `BEI` orders are still available.

Technical Details

Action	Action/Review Required

Type	Changed
Functional Localization	No localization
Scope Item	`BEI` (*Period-End Production Cost Posting*), `3F0` (*Event-Based Production Cost Posting*)
Technical Object Name	`FTGL_BEI_DEPRECATION`
Feature Requires Latest Reference Content Version **Note** This table row is only relevant if you use a 3-system landscape. For more information, see Overview of Software and Content Upgrade.	No
Application Component	`CO-PC-OBJ` (*Cost Object Controlling*)
Valid as Of	SAP S/4HANA Cloud Public Edition 2602.2 (HFC8)

Related Information

Event-Based (3F0) versus Period-Based (BEI) in Production Costs of Manufacturing Orders
Transition from Period-Based to Event-Based for Manufacturing Orders

9.1.4 Sales Accounting

9.1.4.1 Calculating Records in Allocation Cycles and Segments

Business Details

This feature allows you to use the *Calculate Records* button before running a cycle to estimate the theoretical number of combinations (senders × receivers) that could be processed during the allocation run. You can use the button at the segment or cycle level.

This function helps prevent performance issues caused by overly broad sender/receiver selections.

Note the following:

- The calculation provides theoretical volumes only.
  The actual number of processed combinations may differ because:
  - Validity checks can exclude certain sender/receiver objects.

    - Master data validations may exclude reference documents.
    - Some allocation rules (*Fixed Amounts*, *Fixed Rates*, *Fixed Percentages*) generate combinations differently.
- For segments using the *Posted Amounts* sender rule or the *Variable Portions* receiver rule, the system estimates reference record volume using the following tables:
    - `ACDOCA` – actuals
    - `ACDOCP` – plan data
    - `FINSSKF` – statistical key figures
- If the number of combinations exceeds defined safety thresholds (10,000 per segment, 100,000 per cycle), a warning message informs you of potential long run times or risk of system dumps.

Not Supported:

- Cumulatively processed cycles
  These cycles use year-to-date tracing factors, which cannot be accurately calculated during the check. Therefore, the *Calculate Records* button is not available in cycles using this processing.

Examples of the User Interface

> **Note**
>
> The screenshots are examples to make the described change visible. Please note that the screenshots show the English version of the user interface only, and that the user interface in your system might look slightly different due to configuration and extensibility options available.

The *Calculate Records* button at the cycle level:

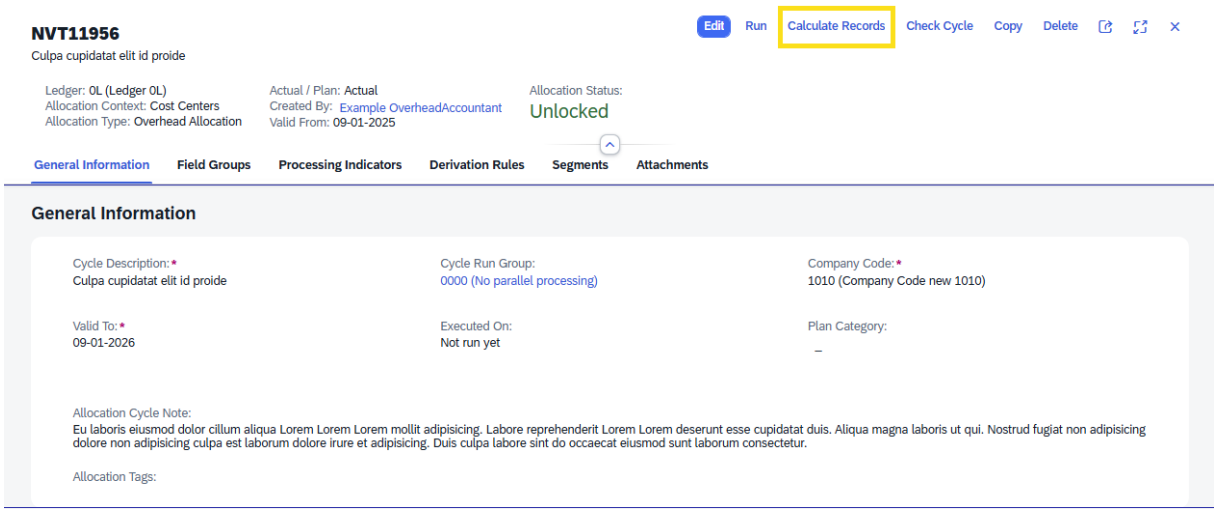

The *Calculate Records* button at the segment level:

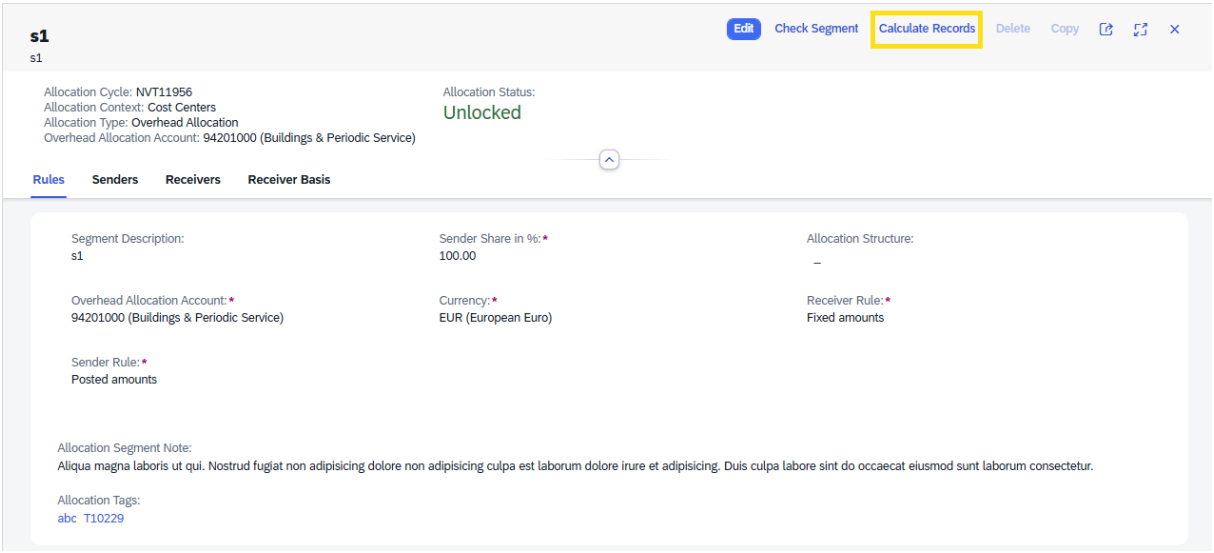

Too many records warning at the cycle level:

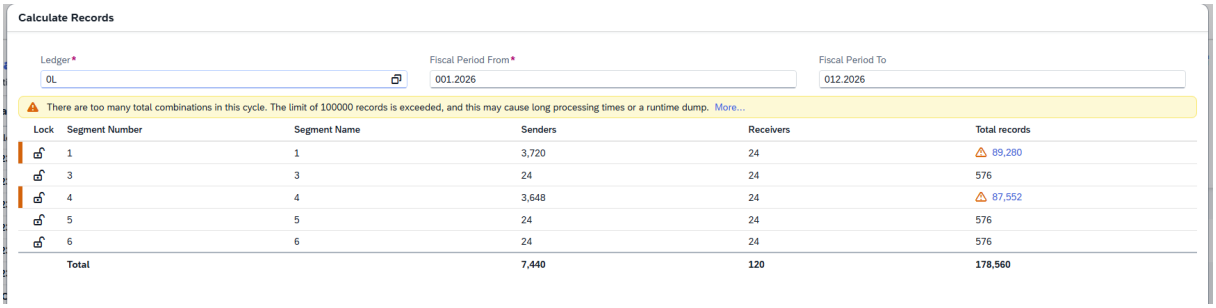

Too many records warning at the segment level:

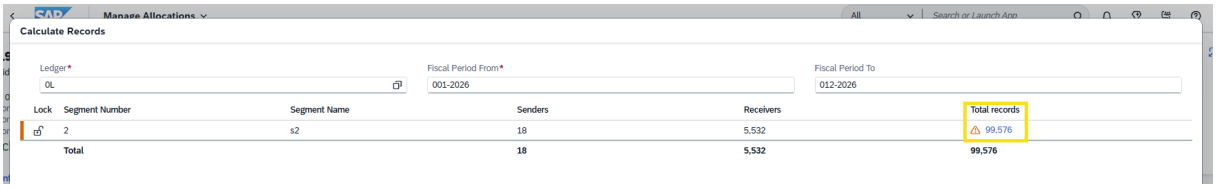

Technical Details

Action	Action/Review Required
Type	Changed
Functional Localization	No localization

Scope Item	J54 (Overhead Cost Accounting), J55 (Margin Analysis), 2QL (Universal Allocation)
Technical Object Name	App ID: F3338A F3548 F4363 F4022 F4523 F4935 F5596 F7272 F8715
Feature Requires Latest Reference Content Version **Note** This table row is only relevant if you use a 3-system landscape. For more information, see Overview of Software and Content Upgrade.	No
Application Component	`FIN-UA` (*Universal Allocation*)
Valid as Of	SAP S/4HANA Cloud Public Edition 2602.2 (HFC8)

Related Information

Manage Allocations
Universal Allocation

9.2 Accounting and Financial Close

9.2.1 General Ledger Accounting

9.2.1.1 Improved Authorization Check When Changing the Implementation Status

Business Details

With this release, the behavior when changing the *Implementation Status* in the *Manage Operating G/L Accounts* app has been improved to fully respect the company code authorization concept.

When the implementation status is changed on G/L account level, the system now checks whether all affected company codes are authorized to be changed by the user. If a change affects at least one company code for which there is no authorization, the following occurs:

- the change is immediately discarded and automatically restored to the original value,
- an error message is displayed.

Previously, a user could trigger implementation status changes for other company codes without proper authorization. This has been corrected to save the authorization concept and prevent unwanted changes and transports.

In future, changes to the implementation status must be made for each company code by the respective user with proper authorization. Only when all relevant company codes have been updated, the implementation status can be changed consistently at the G/L account level.

Technical Details

Action	Action/Review Required
Type	Changed
Functional Localization	No localization
Scope Item	J58 (*Accounting and Financial Close*)
Technical Object Name	App ID: `F0731B` *Manage Operating G/L Accounts*

Feature Requires Latest Reference Content Version	No

> **Note**
>
> This table row is only relevant if you use a 3-system landscape. For more information, see Overview of Software and Content Upgrade.

Application Component	`FI-GL-GL-N-2CL` (*Master Data (Public Cloud)*)
Valid as Of	SAP S/4HANA Cloud Public Edition 2602.2 (HFC8)

Related Information

Implementation Status

9.2.1.2 Creation and Maintenance of Statistical Condition Types

Business Details

With this release, you can add statistical condition types to your tax procedures and maintain tax codes with these condition types to fulfill legal requirements in your country/region.

In some countries/regions, you have the legal requirement where tax base amount must be reduced, and the tax amount is calculated from the reduced tax base amount. To fulfill these requirements you can now add statistical condition types in the *Define Procedures* (`106765`) configuration activity, and later maintain tax rates for these condition types in the *Define Tax Codes for Sales and Purchases* (`101016`) configuration activity.

> **Note**
>
> The tax procedures in the *Define Procedures* (`106765`) configuration activity can only be changed for Argentina (AR), Philippines (PH), The Netherlands (NL) and countries/regions that were created using the *Configuration Localization Tool* (CLT).

Technical Details

Action	Action/Review Required
Type	Changed

Functional Localization	Localized for Croatia, Hungary, Poland
Scope Item	J58 (*Accounting and Financial Close*)
Technical Object Name	*Define Tax Codes for Sales and Purchases* (`101016`) *Define Procedures* (`106765`)
Feature Requires Latest Reference Content Version **Note** This table row is only relevant if you use a 3-system landscape. For more information, see Overview of Software and Content Upgrade.	No
Application Component	`FI-GL-GL-F-2CL` (*Value Added Tax (VAT)*)
Valid as Of	SAP S/4HANA Cloud Public Edition 2602.2 (HFC8)

9.2.1.3 Tax Code and Tax Item Consistency Checks

Business Details

With this release, two new consistency checks for accounting postings have been introduced to improve data quality and prevent input errors.

The new consistency checks cover the following areas:

1. *Check Tax Item Consistency*: This check controls plausibility validations during accounting postings. If the check is active, the error message *Tax code & does not appear in any G/L account item* is shown for documents where the tax information between the tax and tax-relevant base items is inconsistent.
2. *Check Tax Code Consistency*: This check controls plausibility validations during accounting postings. If this check is active, the error message *Tax code & does not appear in any G/L account item* is shown for documents where the tax code is entered on a customer, or a vendor item, that does not appear in any of the G/L account or material items.

Implementation Details

These checks can be activated as needed in the *Maintain Client-Specific Tax Settings* (`106587`) configuration activity.

Technical Details

Action	Action/Review Required
Type	Changed
Functional Localization	No localization
Scope Item	J58 (*Accounting and Financial Close*)
Technical Object Name	*Maintain Client-Specific Tax Settings* (`106587`)
Feature Requires Latest Reference Content Version **Note** This table row is only relevant if you use a 3-system landscape. For more information, see Overview of Software and Content Upgrade.	No
Application Component	`FI-GL-GL-F-2CL` (*Value Added Tax (VAT)*)
Valid as Of	SAP S/4HANA Cloud Public Edition 2602.2 (HFC8)

Related Information

Maintain Client-Specific Tax Settings

9.2.1.4 Negative Posting Check for Posting APIs

Business Details

This feature enables you to check your input of negative postings in API payloads and block postings if negative postings are not configured. It's optional to enable the check until SAP S/4HANA Cloud Public Edition 2702. The check applies to the following APIs:

- *Journal Entry - Post (Synchronous)* (`JournalEntryCreateRequestConfirmation_In`)
- *Journal Entry - Post (Asynchronous)* (`JournalEntryBulkCreationRequest_In`)
- *Journal Entry by Ledger - Post (Asynchronous)* (`JournalEntryBulkLedgerCreationRequest_In`)

When you create a negative posting in a payload, enter '**`H`**' (Credit) for `DebitCreditCode` if the item amount (*AmountInTransactionCurrency*) is positive, and enter '**`S`**' (Debit) for `DebitCreditCode` if the item amount (*AmountInTransactionCurrency*) is negative. The system check can report errors and block postings if you haven't configured negative postings. To resolve the errors, use the configuration activities *Company Code General Ledger View* (ID: 106039) and *Define Document Types* (ID: 101522) in your configuration environment.

Implementation Details

This feature of system check is automatically available in your system. You can deactivate the feature *Enable negative posting check for Posting APIs* (`FI_POSTING_API_NG`) in the configuration activity *Activate Features* until SAP S/4HANA Cloud Public Edition 2702. For details on how to activate or deactivate features, see Activate Features.

Technical Details

Action	Action/Review Required
Type	Changed
Functional Localization	No localization
Scope Item	J58 (Accounting and Financial Close)

Technical Object Name	API
	`JournalEntryBulkCreationRequest_In`
	`JournalEntryCreateRequestConfirmation_In`
	`JournalEntryBulkLedgerCreationRequest_In`

Feature Requires Latest Reference Content Version **Note** This table row is only relevant if you use a 3-system landscape. For more information, see Overview of Software and Content Upgrade.	No
Application Component	`AC_INT` (*Accounting Interface*)
Valid as Of	SAP S/4HANA Cloud Public Edition 2602.2 (HFC8)

Related Information

Negative Postings
Journal Entry - Post (Synchronous)
Journal Entry - Post (Asynchronous)
Journal Entry by Ledger - Post (Asynchronous)

9.2.1.5 Note Presence, Count, and Inline Creation from Journal Entry List

Business Details

The notes function is now more transparent and usable from the list report in *Manage Journal Entries*. An *Notes* icon in the *Notes* column indicates a journal entry has notes. It includes a count with the number of notes. Clicking the icon allows you to open and manage the notes. If a journal entry doesn't have notes, then the *Add* button appears in this column. Clicking that button allows you to add new notes.

> **Note**
>
> The *Notes* column is not included in the list report by default. You must add it under *Settings*.

Examples of the User Interface

> **Note**
>
> The screenshots are examples to make the described change visible. Please note that the screenshots show the English version of the user interface only, and that the user interface in your system might look slightly different due to configuration and extensibility options available.

The *Notes* column in the list report:

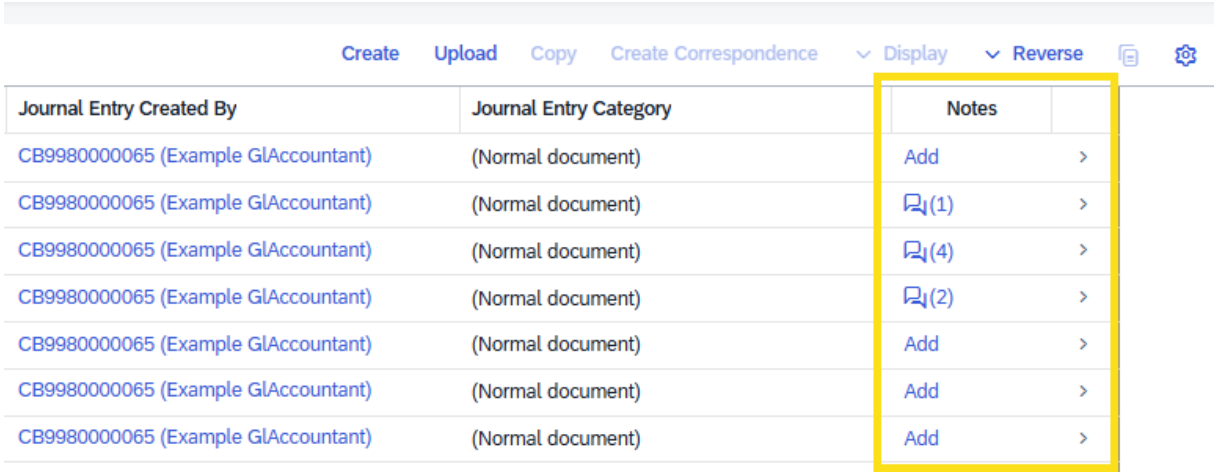

The note management dialog for a journal entry:

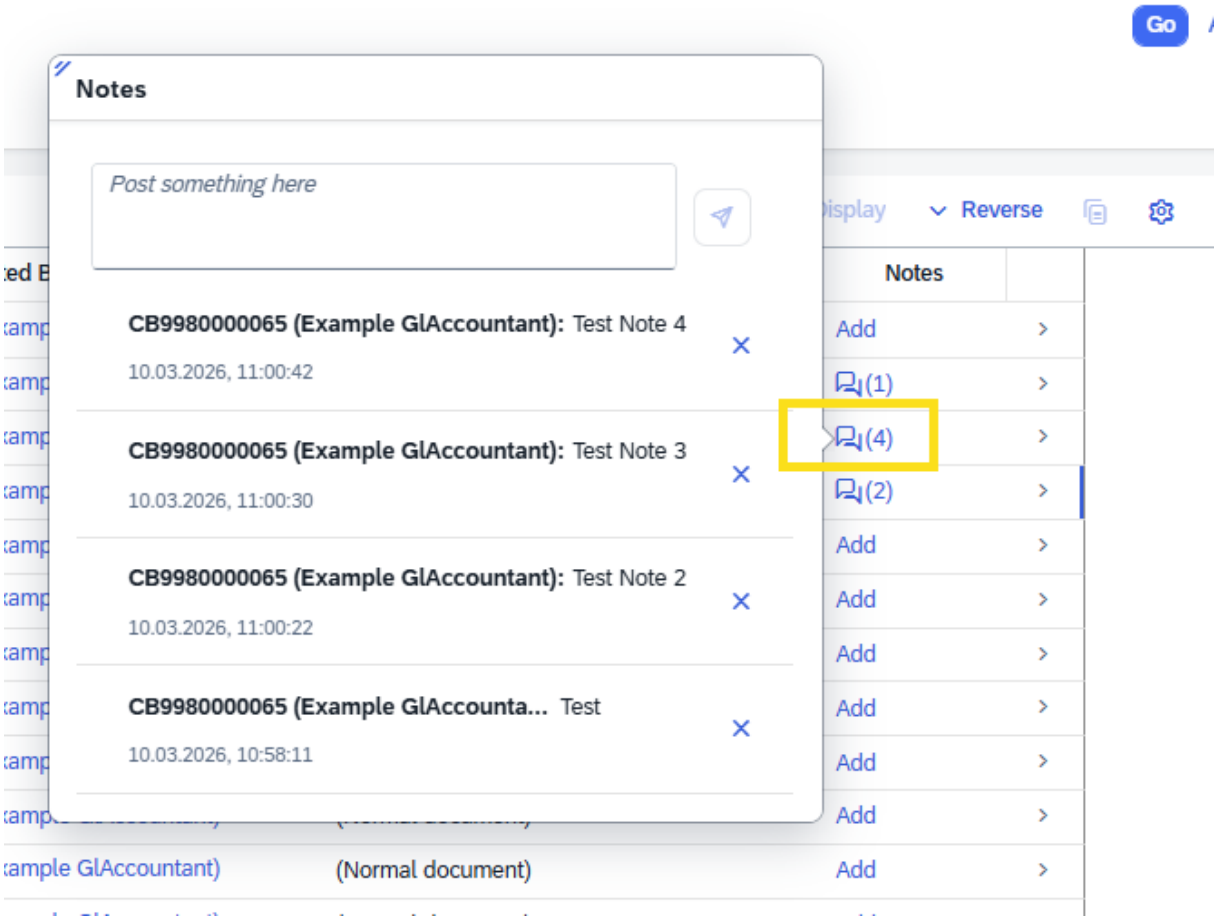

Technical Details

Action	Action/Review Required
Type	Changed
Functional Localization	No localization
Scope Item	J58 (Accounting and Financial Close)
Technical Object Name	App ID: `F0717A`

Feature Requires Latest Reference Content Version	No

> **Note**
>
> This table row is only relevant if you use a 3-system landscape. For more information, see Overview of Software and Content Upgrade.

Application Component	`FI-FIO-GL-TRA` (*Transaction Apps*)
Valid as Of	SAP S/4HANA Cloud Public Edition 2602.2 (HFC8)

Related Information

Manage Journal Entries (New Version)

9.2.1.6 Define Withholding Tax Keys

Business Details

You can use this configuration item to map maintained tax law sections to your withholding tax keys.

Some countries/regions require you to map specific sections of the governing tax law to withholding tax keys for reporting purposes. If you need to maintain withholding tax law code sections to perform this mapping, please create an incident for component `FI-AP-AP-Q1`.

For information on the specific country/region requirements for this configuration item, please see the Country/Region-Specific Functions section of the SAP Help Portal.

Technical Details

Action	Action/Review Required
Type	Changed
Functional Localization	No localization
Scope Item	J58 (*Accounting and Financial Close*)
Technical Object Name	*Define Withholding Tax Keys* (`104229`)

Feature Requires Latest Reference Content Version	No

> **Note**
>
> This table row is only relevant if you use a 3-system landscape. For more information, see Overview of Software and Content Upgrade.

Application Component	`FI-AP-AP-Q1` (*Withholding Tax Reporting*)
Valid as Of	SAP S/4HANA Cloud Public Edition 2602.2 (HFC8)

Related Information

Country/Region-Specific Functions
Withholding Tax

9.2.1.7 Enable and Consider Changes from Reorganization in Advanced Valuation Jobs

Business Details

Changes that arise from reorganization, carried out in the *Manage Organizational Changes app* (ID: F4567) aren't automatically recognized and processed by the following job templates of advanced valuation in financial accounting:

- *Advanced Foreign Currency Valuation*
- *Post Credit-Risk-Based Impairment*

A change could be, for example, the replacement of profit center A with profit center B and the transfer postings resulting from that change. You have to activate this feature, to enable the *Advanced Foreign Currency Valuation* and *Post Credit-Risk-Based Impairment* advanced valuation jobs to recognize and process these changes and the transfer postings.

Implementation Details

This feature won't automatically be available in your system but requires that you activate the feature *Enable and Consider Changes from Reorganization in Advanced Valuation Jobs* (FINS_FI_CLS_REORG).

For more information, see Activate Features.

This feature doesn't work for the following job templates:

- *Post Discounting of Long-Term Assets and Liabilities*
- *Post B/S Reclassification - Maturity*
- *Post B/S Reclassification - Master Data Change*

Technical Details

Action	Action/Review Required
Type	New
Functional Localization	No localization
Scope Item	J58 (Accounting and Financial Close)
Technical Object Name	Feature Toggle: `FINS_FI_CLS_REORG`
Feature Requires Latest Reference Content Version **Note** This table row is only relevant if you use a 3-system landscape. For more information, see Overview of Software and Content Upgrade.	No
Application Component	`FI-GL-GL-G` (*Closing Operations/Period End*)
Valid as Of	SAP S/4HANA Cloud Public Edition 2602.2 (HFC8)

Related Information

Manage Organizational Changes
Advanced Foreign Currency Valuation
Post Credit-Risk-Based Impairment

9.2.2 Asset Accounting

9.2.2.1 "Asset Transactions" App: Displaying Custom Fields from Accounting Business Contexts

Business Details

If you have defined custom fields in the business context *Accounting: Coding Block* and/or *Accounting: Journal Entry Item*, you can now display these custom fields in asset reporting.

For example, if you use event-based settlement and have posted to a custom field in cost postings, the values for this custom field are taken over to the settlement postings (when settling WBS elements to assets under construction and when settling assets under construction to completed assets).

Previously, such custom fields could only be displayed in general ledger reporting. They can now also be displayed in the asset reporting app *Asset Transactions* (`F1614`). The custom fields are now always contained in the app's field list. To have a custom field displayed in a specific view, you must manually include it in the view and save the view. For example, you can include a custom field in view *Journal Entry Tracing for Settlement*.

Examples of the User Interface

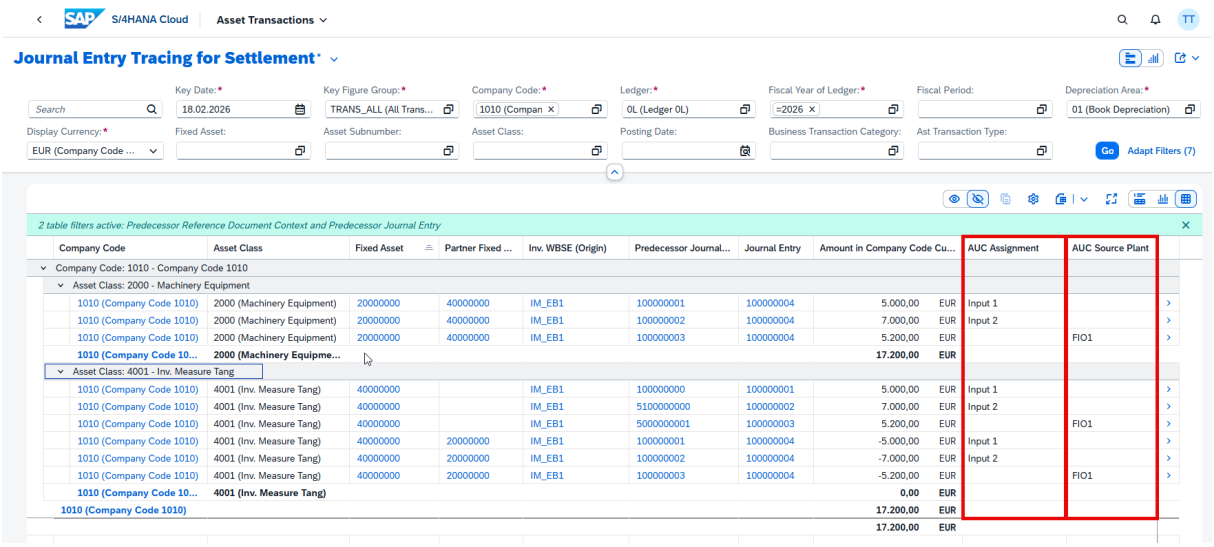

"Asset Transactions" App (F1614): View "Journal Entry Tracing for Settlement" with Custom Fields in Separate Columns

> **Note**
>
> The screenshots are examples to make the described change visible. Please note that the screenshots show the English version of the user interface only, and that the user interface in your system might look slightly different due to configuration and extensibility options available.

Implementation Details

Configuration

To make a custom field available in the field list of the *Asset Transactions* app (`F1614`), you need to enable the usage of the custom field for the OData service `FAA_ASSET_TRANSACTIONS_SRV`. You do this on the *User Interfaces* tab of the *Custom Fields* app.

Effects on Existing Data

You can also report on custom field values that were posted before the introduction of the new reporting feature.

Technical Details

Action	Innovation
Type	New
Functional Localization	No localization
Scope Item	`J62`
Technical Object Name	App ID: `F1614`
Feature Requires Latest Reference Content Version **Note** This table row is only relevant if you use a 3-system landscape. For more information, see Overview of Software and Content Upgrade.	No
Application Component	*Asset Accounting* (`FI-AA`)
Valid as Of	SAP S/4HANA Cloud Public Edition 2602.2 (HFC8)

Additional Information

For information about the settlement of assets under construction, see the product assistance for Asset Accounting under Assets Under Construction: Management and Settlement, Event-Based Settlement, and Extensibility: Using Custom Fields with Event-Based Settlement.

For information about the reporting features of the *Asset Transactions* app (`F1614`), see the product assistance for Asset Accounting under Asset Transactions.

For information about the extensibility options of the apps *Display Journal Entries* (`F7697`) and *Manage Journal Entries* (`F0717A`), see the product assistance for General Ledger Accounting under App Extensibility: Display and Manage Journal Entries (Key User).

9.2.2.2 Asset Reporting Apps: Deprecation of Obsolete Fields

Business Details

In some asset reporting apps, obsolete fields are deprecated.

The following fields are deprecated in the apps listed below. The fields are obsolete and therefore have **no** successors.

Name of Deprecated Field	Technical Name of Deprecated Field
Original Useful Life	`OriglAstUsefulLifeInYears`
Original Useful Life in Periods	`OriglAstUsefulLifeInPerds`

The fields are deprecated in the following apps:

Name of Affected App	Technical Name of Affected App
Asset Transactions	`F1614`
Depreciation Lists	`F1616`

Technical Details

Action	Information
Type	Deprecated
Functional Localization	No localization
Scope Item	`J62`
Technical Object Name	App IDs: `F1614`; `F1616`

Feature Requires Latest Reference Content Version	No

> **Note**
>
> This table row is only relevant if you use a 3-system landscape. For more information, see Overview of Software and Content Upgrade.

Application Component	*Asset Accounting* (`FI-AA`)
Valid as Of	SAP S/4HANA Cloud Public Edition 2602.2 (HFC8)

Additional Information

For more information about the affected apps, see the product assistance for Asset Accounting under Asset Transactions and Depreciation Lists.

9.2.3 Revenue and Cost Accounting

9.2.3.1 Event-Based Revenue Recognition

9.2.3.1.1 Ad-Hoc Billing in Universal Revenue Recognition

Business Details

This feature enables you to use **Ad-hoc Billing** (item category `SCN3`) in service contracts for Universal Revenue Recognition (URR) and grants greater flexibility so that you can define exact billing dates and amounts and values to be billed per date. With this feature, billing dates and amounts can be defined manually as well as flexibly per line.

Technical Details

Action	Innovation
Type	New
Functional Localization	No localization

Scope Item	3KK (Contract-Based Revenue Recognition – IFRS) 3VS (Contract-Based Revenue Recognition – US GAAP)
Technical Object Name	Not applicable
Feature Requires Latest Reference Content Version **Note** This table row is only relevant if you use a 3-system landscape. For more information, see Overview of Software and Content Upgrade.	No
Application Component	`CO-PC-OBJ-EBR` (*Event-Based Revenue Recognition*)
Valid as Of	SAP S/4HANA Cloud Public Edition 2602.2 (HFC8)

Related Information

Universal Revenue Recognition for Service Contracts

9.2.3.1.2 Manual Fulfillment in Universal Revenue Recognition

Business Details

With this feature, you can use **Manual Fulfillment** for performance obligations (POBs) from Universal Revenue Recognition (URR). With manual fulfillment, you can capture the percentage of completion or quantity to be fulfilled.

Manual fulfillment is used when you have integration scenarios with an external system. The fulfillment is then triggered from the external environment. With manual fulfillment enabled for URR, the event type is *Manual Fulfillment* and the fulfillment type is either *Event-Based* (`E`) or *Percentage of Completion* (`0`). When manual fulfillment is captured in Contract-Based Revenue Recognition (CBRR), it will not trigger a real-time posting. CBRR provides the revenue calculated based on the manual fulfillment to Event-Based Revenue Recognition (EBRR) at period-end closing. Furthermore, the revenue will be posted at period end in table `ACDOCA`.

Technical Details

Action	Innovation
Type	New
Functional Localization	No localization
Scope Item	3KK (Contract-Based Revenue Recognition – IFRS) 3VS (Contract-Based Revenue Recognition – US GAAP)
Technical Object Name	Not applicable
Feature Requires Latest Reference Content Version **Note** This table row is only relevant if you use a 3-system landscape. For more information, see Overview of Software and Content Upgrade.	No
Application Component	`CO-PC-OBJ-EBR` (*Event-Based Revenue Recognition*)
Valid as Of	SAP S/4HANA Cloud Public Edition 2602.2 (HFC8)

9.2.3.1.3 Posting Revenue from Allocation to a Separate Account

Business Details

In Universal Revenue Recognition (URR), prices are allocated in a revenue contract between performance obligations (POBs). If a POB is created from a provider contract item for Sales Billing, any revenue arising from a price allocation difference can now be posted to a separate G/L account.

If, for example, you have created a POB from a provider contract for Sales Billing, the POB has a transaction price of EUR 100.00, and the allocated amount is EUR 150.00, the revenue arising from the allocation difference of EUR 50.00 can be posted to a separate account.

Implementation Details

Configuration

This new feature is not activated by default in your system. To activate it, you need to navigate to the configuration step *Maintain Settings for Event-Based Revenue Recognition*. In the assignment rule, usage type

`111` (*Price Allocation Difference*) is already defined, and you can then specify the G/L account for revenue arising from price allocation differences. Likewise, you need to maintain the deferrals and accruals accounts using usage type `100` (*Revenue for Revenue Recognition Process*).

Technical Details

Action	Innovation
Type	New
Functional Localization	No localization
Scope Item	3KK (Contract-Based Revenue Recognition – IFRS) 3VS (Contract-Based Revenue Recognition – US GAAP) 5DQ (Event-Based Revenue Recognition - Provider Contract) 5DR (Event-Based Revenue Recognition - Provider Contract - IFRS) 5DS (Event-Based Revenue Recognition - Provider Contract – US GAAP)
Technical Object Name	Not applicable
Feature Requires Latest Reference Content Version **Note** This table row is only relevant if you use a 3-system landscape. For more information, see Overview of Software and Content Upgrade.	No
Application Component	`CO-PC-OBJ-EBR` (*CO-PC-OBJ-EBR*)
Valid as Of	SAP S/4HANA Cloud Public Edition 2602.2 (HFC8)

9.2.3.1.4 Correction in Period-End Closing Jobs with Ledger Ranges

Business Details

You can now use application jobs for Event-Based Revenue Recognition to process multiple ledgers at once, where more than one ledger is selected and the related accounting principles are configured as `IFRS 15`–

enabled in Event-Based Revenue Recognition (SSCUI `102530` – *Maintain Settings for Event-Based Revenue Recognition*).

In the previous scenario, the job failed to process data for any additional ledgers. The issue was logged as an error in the application job run. This behavior has been corrected, and the job now processes all selected ledgers as expected..

Technical Details

Action	Information
Type	Changed
Functional Localization	No localization

Scope Item	1IL (Event-Based Revenue Recognition – Project-Based Services) 1P0 (Event-Based Revenue Recognition – Project-Based Services – IFRS) 33O (Event-Based Revenue Recognition – Project-Based Services – US GAAP) 4GQ (Event-Based Revenue Recognition – Project-Based Sales) 4GR (Event-Based Revenue Recognition – Project-Based Sales – IFRS) 4GS (Event-Based Revenue Recognition – Project-Based Sales – US GAAP) 1K2 (Event-Based Revenue Recognition – Sell from Stock) 33J (Event-Based Revenue Recognition – Sell from Stock – IFRS) 33M (Event-Based Revenue Recognition – Sell from Stock – US GAAP) 3M3 (Event-Based Revenue Recognition – Service Documents) 3M4 (Event-Based Revenue Recognition – Service Documents – IFRS) 3M5 (Event-Based Revenue Recognition – Service Documents – US GAAP) 5DQ (Event-Based Revenue Recognition – Subscription Billing) 5DR (Event-Based Revenue Recognition – Subscription Billing – IFRS) 5DS (Event-Based Revenue Recognition – Subscription Billing – US GAAP)
Technical Object Name	App ID: F7347 F4276 F5405 F4278 F4277

Feature Requires Latest Reference Content Version	No

> **Note**
>
> This table row is only relevant if you use a 3-system landscape. For more information, see Overview of Software and Content Upgrade.

Application Component	`CO-PC-OBJ-EBR-2CL` (*Event-Based Revenue Recognition*)
Valid as Of	SAP S/4HANA Cloud Public Edition 2602.2 (HFC8)

Related Information

Run Revenue Recognition - Projects
Run Revenue Recognition - Sales Orders
Run Revenue Recognition - Service Documents
Run Revenue Recognition – Provider Contracts

9.2.3.1.5 Revenue Recognition Keys SPPC1X and CCSFX Now Available for Currency Handling for Event-Based Revenue Recognition

Business Details

Revenue Recognition Keys SPPC1X and CCSFX now added to the list of existing keys available for currency handling for Event-Based Revenue Recognition.

These two new Revenue Recognition keys have been introduced for periodic services within Event-Based Revenue Recognition:

- CCSFX – Service Contract integration
- SPPC1X -- Customer Projects integration

SPPC1X is derived from Revenue Recognition Key **SPPC1**.

CCSFX follows the same revenue recognition logic as keys CCS, CCSA, and CCSC. For **CCSFX**, users of Event-Based Revenue Recognition have configuration options for the time-based apportionment that can be set to the same values delivered for keys CCS, CCSA, and CCSC.

Key Capabilities

CCSFX and SPPC1X are designed to be used in the context of foreign currency scenarios. Both of these newly introduced keys are linked to **Currency Handling Method 28**, introduced in **CE2508**.

The Event-Based Revenue Recognition posting for the deferral of billed revenue takes over the amounts of the billed revenue in the journal entry. The Event-Based Revenue Recognition period-end calculation (month-end, or revaluation triggered manually) considers the exchange rate of the first day within a financial period (currency type M). Currency differences are posted to a dedicated Event-Based Revenue Recognition G/L account during the period-end closing run for Event-Based Revenue Recognition. Note: The currency handling logic is aligned with Revenue Recognition Key SPFCFX, introduced in **CE2508**.

Technical Details

Action	Innovation
Type	New
Functional Localization	No localization
Scope Item	1IL Event-Based Revenue Recognition - Project-Based Services 1P0 Event-Based Revenue Recognition - Project-Based Services – IFRS 33O Event-Based Revenue Recognition - Project-Based Services - US GAAP 3M3 Event-Based Revenue Recognition - Service Documents 3M4 Event-Based Revenue Recognition - Service Documents – IFRS 3M5 Event-Based Revenue Recognition - Service Documents - US GAAP
Technical Object Name	`Revenue Recognition Key SPPC1X and Revenue Recognition Key CCSFX`
Feature Requires Latest Reference Content Version	No **Note** This table row is only relevant if you use a 3-system landscape. For more information, see Overview of Software and Content Upgrade.

Application Component	`Event-Based Revenue Recognition` (*CO-PC-OBJ-EBR-2CL*)
Valid as Of	SAP S/4HANA Cloud Public Edition 2602.2 (HFC8)

Related Information

Revenue Recognition Methods for Service Contracts
Revenue Recognition Methods for Customer Projects

9.2.3.1.6 Improved Real-Time Expense Posting Integration in Event-Based Revenue Recognition

Business Details

This feature uses an enhanced mapping between Event-Based Revenue Recognition and Accounting Interfaces. It improves the integration of real-time expense postings from SAP Concur to SAP S/4HANA in the integration of *Project-Based Services* scenarios *Time & Expense* and *Usage-Based Billing* when *Entry View Summarization* is enabled (SSCUI `106716`). In this situation, the real-time data processing initially failed and created issues that could not be reprocessed successfully.

> → Tip
>
> If you decide to deactivate the feature toggle after previously having enabled it, and the system has already created real-time issues in the meantime, we strongly recommend cleaning up any existing real-time issues first. If the feature toggle is disabled while real-time issues still exist and have not yet been reprocessed, users must:
>
> 1. use the *Reprocess and Skip Errors* function, and then
> 2. perform a period-end closing run to ensure all figures are corrected.

Implementation Details

This fix is delivered under a feature toggle (`FINS_TRR_ACCIT_ACDOCA_MAPPING`) that is controlled by the customer.

Technical Details

Action	Action/Review Required
Type	New
Functional Localization	No localization
Scope Item	1IL (Event-Based Revenue Recognition – Project-Based Services) 1P0 (Event-Based Revenue Recognition – Project-Based Services – IFRS) 33O (Event-Based Revenue Recognition – Project-Based Services – US GAAP)
Technical Object Name	`FINS_TRR_ACCIT_ACDOCA_MAPPING`
Feature Requires Latest Reference Content Version	No **Note** This table row is only relevant if you use a 3-system landscape. For more information, see Overview of Software and Content Upgrade.
Application Component	`CO-PC-OBJ-EBR-2CL` (*Event-Based Revenue Recognition*)
Valid as Of	SAP S/4HANA Cloud Public Edition 2602.2 (HFC8)

Related Information

Event-Based Revenue Recognition - Projects
Manage Revenue Recognition Issues - Projects

9.2.3.1.7 Expert Configuration for Considering Write-Offs during Re-Evaluation in Event-Based Revenue Recognition

Business Details

For billing elements with revenue recognition keys `SPTM` and `SPTMWP`, Event-Based Revenue Recognition now offers a new option with fewer restrictions for considering write-offs during re-evaluation. Re-evaluation in

Event-Based Revenue Recognition is triggered from the apps *Event-Based Revenue Recognition – Projects* and *Run Revenue Recognition – Projects*. This new option is not available by default (see section *Implementation Details* below).

With the new expert configuration, re-evaluation considers **all write-offs** (even those created in the future from the financial period of the re-evaluation's point of view) related to billing element items created within or prior to the financial period in which re-evaluation takes place.

Example:

1. Time allocation or other billing-relevant cost posting is performed in financial period N.
2. At the end of period N, the billing document is issued and sent to customers.
3. At the beginning of period N+1, feedback from customers is received and leads to write-offs of revenue recognized in period N.
4. You now recognize the write-offs posted at the beginning of period N+1 for period N by running re-valuation for period N.
5. Finally, close the financial period N.

Implementation Details

This new option is not available by default. It can be activated upon request by expert configuration. The activation has a global effect, and it cannot be activated only for a subset of billing elements (for example, all billing elements within a selected company code).

Technical Details

Action	Action/Review Required
Type	New
Functional Localization	No localization

Scope Item	1IL (Event-Based Revenue Recognition – Project-Based Services) 1P0 (Event-Based Revenue Recognition – Project-Based Services – IFRS) 33O (Event-Based Revenue Recognition – Project-Based Services – US GAAP) 4GQ (Event-Based Revenue Recognition – Project-Based Sales) 4GR (Event-Based Revenue Recognition – Project-Based Sales – IFRS) 4GS (Event-Based Revenue Recognition – Project-Based Sales – US GAAP)
Technical Object Name	App-IDs: F4767 F4277
Feature Requires Latest Reference Content Version **Note** This table row is only relevant if you use a 3-system landscape. For more information, see Overview of Software and Content Upgrade.	No
Application Component	CO-PC-OBJ-EBR-2CL (*Event-Based Revenue Recognition*)
Valid as Of	SAP S/4HANA Cloud Public Edition 2602.2 (HFC8)

Related Information

Event-Based Revenue Recognition - Projects
Run Revenue Recognition - Projects

9.2.3.1.8 Improved Handling of Customer Data in the Report Display Project WIP Details

Business Details

The *Display Project WIP Details* report (`F4766`) has been enhanced to improve visibility of customer data for the *Time & Expense* scenario in *Project-Based Services*.

When financial postings do not contain a customer ID, the related access control of Event-Based Revenue Recognition no longer excludes these postings from the report. As a result, all relevant entries are now displayed. For postings without a customer ID, the *Customer* field appears empty.

Technical Details

Action	Information
Type	Changed
Functional Localization	No localization
Scope Item	1IL (Event-Based Revenue Recognition – Project-Based Services) 1P0 (Event-Based Revenue Recognition – Project-Based Services – IFRS) 33O (Event-Based Revenue Recognition – Project-Based Services – US GAAP)
Technical Object Name	`F4766` (Display Project WIP Details)
Feature Requires Latest Reference Content Version **Note** This table row is only relevant if you use a 3-system landscape. For more information, see Overview of Software and Content Upgrade.	No
Application Component	`CO-PC-OBJ-EBR-2CL` (*Event-Based Revenue Recognition*)
Valid as Of	SAP S/4HANA Cloud Public Edition 2602.2 (HFC8)

Related Information

Event-Based Revenue Recognition for Projects

9.2.3.1.9 Improved Handling of Multiple Line Items in Combination with Expense Material with 100 % Discount

Business Details

When an expense line item in a prima nota journal entry was posted under a specific pricing procedure configuration with 100 % discount, Event-Based Revenue Recognition wasn't consistent in handling a single expense line with 100 % percent discount compared to multiple lines (two or more) with 100 % discount.

When a single expense line with 100 % discount in prima nota was posted, Event-Based Revenue Recognition never posted a secondary document.

When two or more expense lines with 100 % discount in prima nota were posted, Event-Based Revenue Recognition posted a single secondary document with reference only to the first prima nota line item. The document consisted of two line items with *DR* (debit) and *CR* (credit) postings with the same amount. Event-Based Revenue Recognition did not post any secondary document for the other lines.

This behavior has been corrected. Event-Based Revenue Recognition no longer posts any documents for expense line items with 100 % discount.

Technical Details

Action	Information
Type	Changed
Functional Localization	No localization

Scope Item	1IL (Event-Based Revenue Recognition – Project-Based Services) 1P0 (Event-Based Revenue Recognition – Project-Based Services – IFRS) 33O (Event-Based Revenue Recognition – Project-Based Services – US GAAP) 4GQ (Event-Based Revenue Recognition – Project-Based Sales) 4GR (Event-Based Revenue Recognition – Project-Based Sales – IFRS) 4GS (Event-Based Revenue Recognition – Project-Based Sales – US GAAP) 1K2 (Event-Based Revenue Recognition – Sell from Stock) 33J (Event-Based Revenue Recognition – Sell from Stock – IFRS) 33M (Event-Based Revenue Recognition – Sell from Stock – US GAAP) 3M3 (Event-Based Revenue Recognition – Service Documents) 3M4 (Event-Based Revenue Recognition – Service Documents – IFRS) 3M5 (Event-Based Revenue Recognition – Service Documents – US GAAP) 5DQ (Event-Based Revenue Recognition – Subscription Billing) 5DR (Event-Based Revenue Recognition – Subscription Billing – IFRS) 5DS (Event-Based Revenue Recognition – Subscription Billing – US GAAP)
Technical Object Name	n/a
Feature Requires Latest Reference Content Version **Note** This table row is only relevant if you use a 3-system landscape. For more information, see Overview of Software and Content Upgrade.	No

Application Component	CO-PC-OBJ-EBR-2CL (*Event-Based Revenue Recognition*)
Valid as Of	SAP S/4HANA Cloud Public Edition 2602.2 (HFC8)

9.2.4 Group Reporting

9.2.4.1 Manage Reporting Rules App

Business Details

The new *Manage Reporting Rules* (F8535) app enables you to define reporting rules by using a wide range of dimensions and attributes.

You have the following options to define selection criteria for your reporting rules:

- You can reuse selections that are already defined in the *Define Selections* app.
- You can freely define selection criteria sets for each rule, using the same dimensions and their attributes and hierarchies that are also provided in the *Define Selections* app, such as partner consolidation unit, profit center, and segment. You can use up to six fields as additional characteristics per rule.
- You can create complex conditions by using the *Exclude* and *Include* options in combination with conditions like *Not Equal To*, *Greater Than or Equal To*, or *Empty*.

Examples of the User Interface

> **Note**
>
> The screenshots are examples to make the described change visible. Please note that the screenshots show the English version of the user interface only, and that the user interface in your system might look slightly different due to configuration and extensibility options available.

The following screenshot shows a freely defined selection (*Selection 1*) and a reused selection (*Selection 2*):

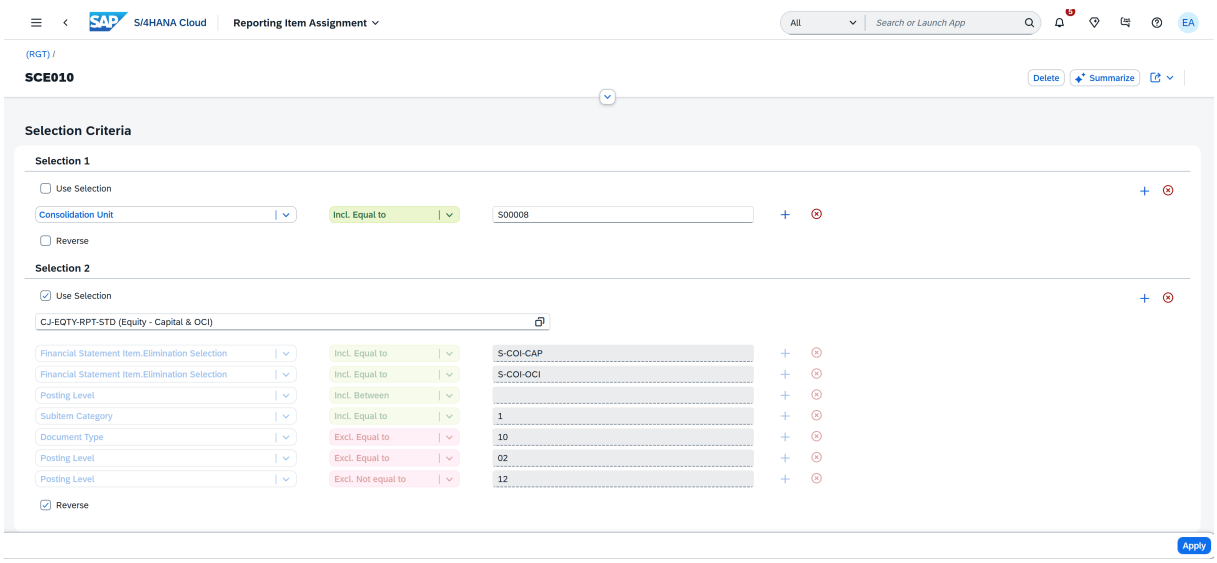

The following screenshot shows an example of the fields that are available. The fields are the same as in the *Define Selections* app:

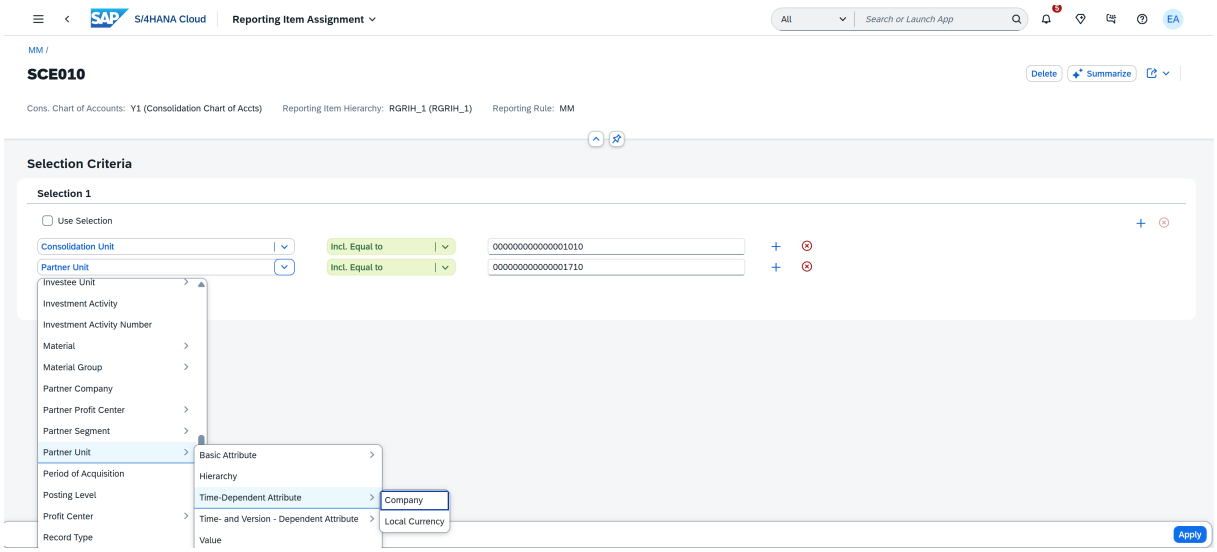

Implementation Details

If you are a new customer, this feature will be automatically available in your system.

If you are an upgrade customer, this feature will not automatically be available in your system, but requires that you activate the feature *Consolidation Additional Reporting Rule Dimensions* (`FINCS_ADDL_RPTG_RULE_DIMENS`) in the *Activate Features* configuration activity. For more information, see Activate Features. When you activate the feature, the new *Manage Reporting Rules* app becomes available in your system.

Migrating Reporting Rules to Manage Reporting Rules App

> **Note**
>
> This information is only relevant for upgrade customers who implemented Group Reporting before SAP S/4HANA Cloud Public Edition 2602.2.

As an upgrade customer, you can migrate your legacy reporting rules from the *Define Reporting Rules* (`FINCS_RRULE`) app to the *Manage Reporting Rules* (`F8535`) app. When the feature *Consolidation Additional*

Reporting Rule Dimensions (`FINCS_ADDL_RPTG_RULE_DIMENS`) is activated in your system, the *Migrate Reporting Rules* button is provided in the *Define Reporting Rules* app:

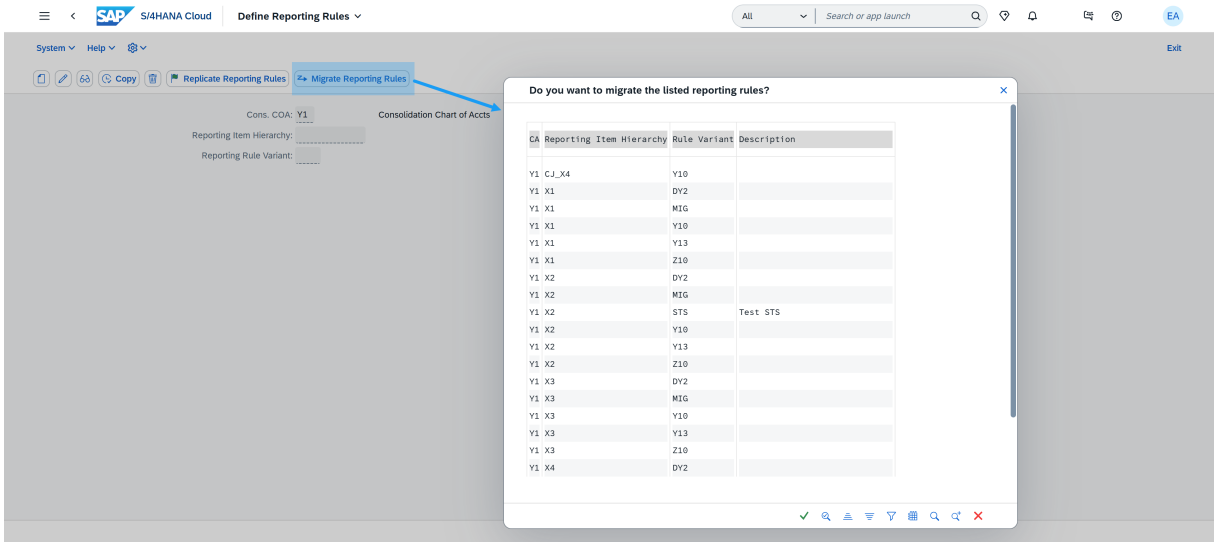

During the customer-controlled activation phase of the *Manage Reporting Rules* app, you can decide if and when you want to activate the feature and if you want to migrate your legacy reporting rules from the *Define Reporting Rules* app to the *Manage Reporting Rules* app.

The migration feature enables you to transfer your already existing reporting rules to the *Manage Reporting Rules* app to use it as the main app for your reporting rules.

> **Note**
>
> The migration is a one-time action. All reporting rule data that exists in runtime tables and design-time tables gets migrated. When the data has been written into the target tables, the entries in the source tables are deleted, and the reporting rules are not available in the *Define Reporting Rules* app anymore. When the migration is completed, the reporting rules exist as active rules in the *Manage Reporting Rules* app. No separate activation is required.

Authorizations

To enable users to access this app, their business users need to have the following IAM app assigned: *Manage Reporting Rules* (`F8535_TRAN`).

To enable users to use the AI-assisted easy fill, their business users need to have the following IAM app assigned: *SAP Business AI - User Interface Features - Easy Fill* (`F8820_TRAN`).

Use the Display IAM Apps app to check for additional IAM apps that are functionally required.

Technical Details

Action	Innovation

Type	New
Functional Localization	No localization
Scope Item	1SG (Group Reporting – Financial Consolidation)
Technical Object Name	App ID: `F8535`
Feature Requires Latest Reference Content Version **Note** This table row is only relevant if you use a 3-system landscape. For more information, see Overview of Software and Content Upgrade.	No
Application Component	`FIN-CS-EA-2CL` (*Embedded Analytics*)
Valid as Of	SAP S/4HANA Cloud Public Edition 2602.2 (HFC8)

Related Information

Manage Reporting Rules

9.2.4.2 Availability of Questions and Predefined Answers

Business Details

Questions and predefined answers are now available in the *Group Financial Statements Review Booklet* (`F6133`) app and in the *Data Analyzer* app in *SAP Analytics Cloud*.

In the two apps, the following dimensions have been added to the *Layout* panel to provide additional information for analytical purposes:

- *Question*, with the following display attributes:
  - Are Multiple Answers Allowed
  - Maximum Number of Allowed Answers
  - Minimum Number of Required Answers
  - Question Type
- *Predefined Answer*

On the *SAP Business Accelerator Hub*, the following APIs are provided to create, update, and delete questions and predefined answers:

- `API_CONSOLIDATIONQUESTION` (Consolidation Question)

- `API_CNSLDTNQUESTIONTYPE` (Consolidation Question Type)
- `API_CONSOLIDATIONANSWER` (Consolidation Answer)
- `API_CNSLDTNREPORTEDANSWER` (Consolidation Reported Answer)

In the *Group Financial Statements Review Booklet* app, the two dimensions are available on the following business pages:

- Consolidated Balance Sheet
- Profit & Loss (Nature of Expense)
- Profit & Loss (Function of Expense)
- Cashflow Statement

Examples of the User Interface

> **Note**
>
> The screenshots are examples to make the described change visible. Please note that the screenshots show the English version of the user interface only, and that the user interface in your system might look slightly different due to configuration and extensibility options available.

The following screenshot shows the dimensions *Question* and *Predefined Answer* on the *Profit & Loss (Nature of Expense)* business page in the *Group Financial Statements Review Booklet* app:

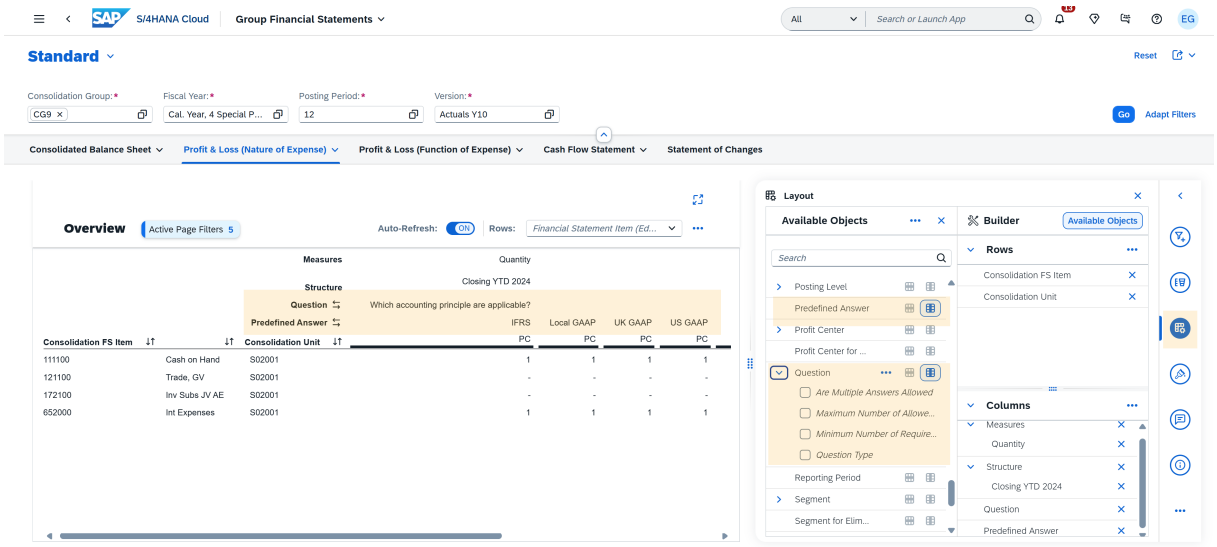

Technical Details

Action	Innovation
Type	New
Functional Localization	No localization

Scope Item	1SG (Group Reporting – Financial Consolidation)
Technical Object Name	App ID: `F6133`
Feature Requires Latest Reference Content Version **Note** This table row is only relevant if you use a 3-system landscape. For more information, see Overview of Software and Content Upgrade.	No
Application Component	`FIN-CS-EA-2CL` (*Embedded Analytics*)
Valid as Of	SAP S/4HANA Cloud Public Edition 2602.2 (HFC8)

Related Information

Displaying Questions and Answers in Group Financial Statements Review Booklet

9.2.4.3 Conditions for Posting Rules

Business Details

In the *Manage Rules for Automatic Postings* (`F8339`) app, you now can define conditions for posting rules and posting lines.

You can define the following conditions:

- Conditions on values, like **`SOURCE_LC > 0`**.
- Conditions on field values, like **`SUBITEM != "915"`**.
- Conditions on field attributes, like **`CONSOLIDATIONUNIT.CURRENCY = "EUR"`**.

  Example

  In a rule that eliminates inter-unit amounts, you define a condition to check that the currency of the consolidation unit is the same as the currency of the partner unit.

  In a rule, you define a condition for a posting line that the posting line is created only when the subitem is 915 (*Net Variation*). In the next posting line, you define a condition that the posting line is created when the sub item is different than 915 (*Net Variation*).

You can flexibly define condition formulas, using the formula builder:

- Use multiple variables and fields
- Combine the logical operators AND and OR

- Nest functions

Example

- `CONSOLIDATIONUNIT.COUNTRY != PARTNERCONSOLIDATIONUNIT AND CONSOLIDATIONUNIT.COUNTRY = PARTNERCONSOLIDATIONUNIT.COUNTRY`
- `SOURCE_GC > 0 AND SUBITEM != "915" AND CONSOLIDATIONUNIT.CURRENCY = PARTNERUNIT.CURRENCY`
- `(SOURCE_GC > 0 AND VARIABLE1 > 0) OR VARIABLE2 > 0 AND CONSOLIDATIONUNIT.COUNTRY = "FR"`

Examples of the User Interface

Note

The screenshots are examples to make the described change visible. Please note that the screenshots show the English version of the user interface only, and that the user interface in your system might look slightly different due to configuration and extensibility options available.

The following screenshot shows the formula builder opened for adding a condition to the source data of a posting rule:

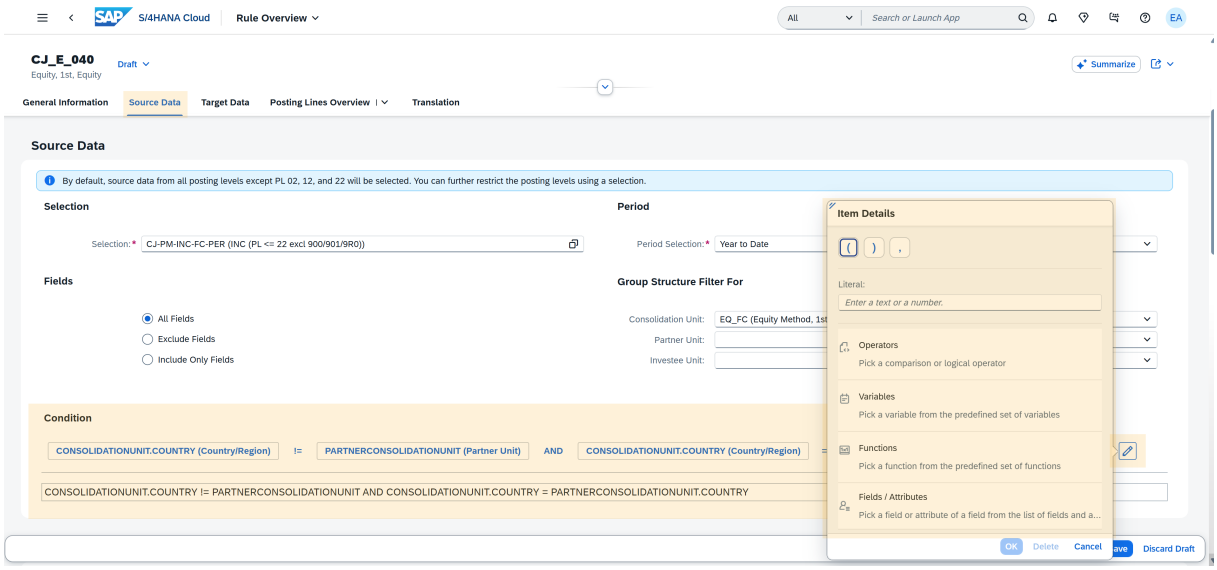

The following screenshot shows the *Condition* section for the posting lines:

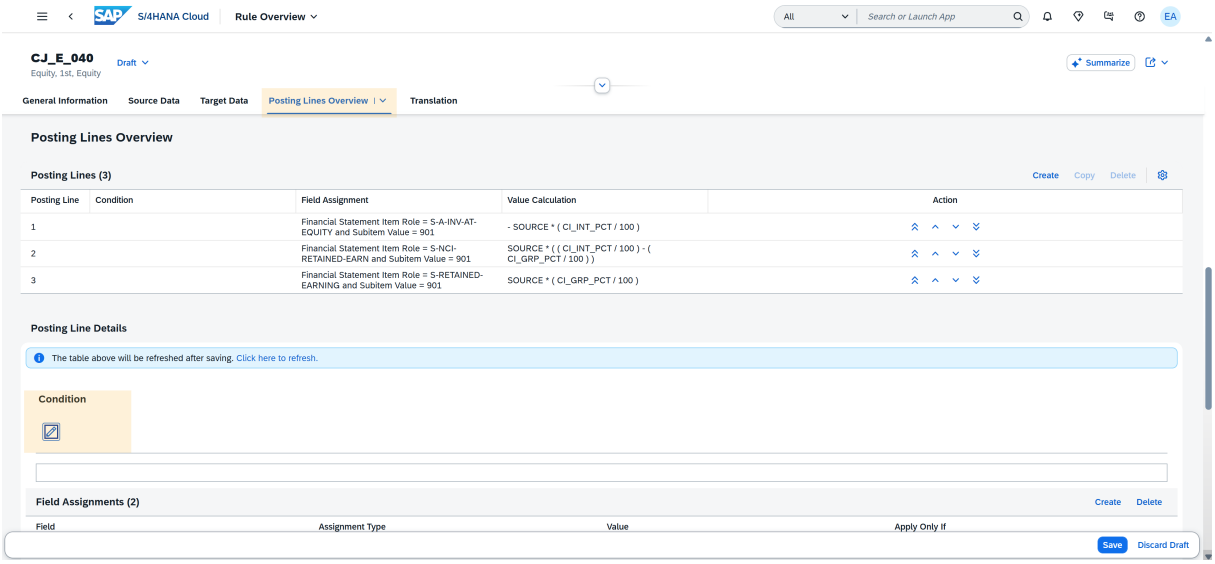

Implementation Details

Authorizations

To grant users access to this app with the appropriate authorization, assign one of the following IAM apps:

- *Manage Rules for Automatic Postings* (`F8339_TRAN`) for write access.
- *Manage Rules for Automatic Postings* (`F8339_03_TRAN`) for view access.

Use the Display IAM Apps app to check for additional IAM apps that are functionally required.

Technical Details

Action	Innovation
Type	New
Functional Localization	No localization
Scope Item	1SG (Group Reporting – Financial Consolidation)
Technical Object Name	App ID:`F8339`

Feature Requires Latest Reference Content Version	No

> **Note**
>
> This table row is only relevant if you use a 3-system landscape. For more information, see Overview of Software and Content Upgrade.

Application Component	`FIN-CS-RUL-2CL` (*Group Reporting Rule Engine*)
Valid as Of	SAP S/4HANA Cloud Public Edition 2602.2 (HFC8)

Related Information

How to Define Conditions

9.2.5 Contract and Lease Management

9.2.5.1 Ignore Cross Dependencies

Business Details

You can now use the same accounting object across building/lands or portfolio IDs, for example, when you lease in a single contract. You do this by selecting the *Ignore Cross Dependencies* checkbox for the leading account assignment object on the *Accounting Integration* tab in the *Manage Usable Objects* app.

When you select this checkbox:

- The system doesn't check if account assignment objects are used across building/lands or portfolio IDs.
- The costs related to the building/land or Portfolio ID aren't displayed in the business insights of the *Lease and Real Estate Accounting Review Booklet* app and dependent processes.

Changes to the User Interface

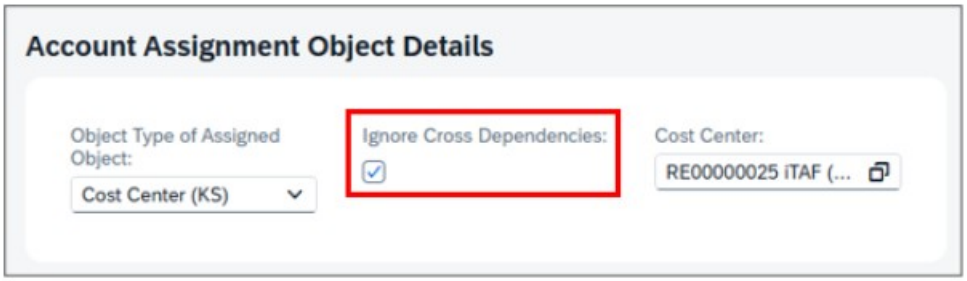

> **Note**
>
> The screenshots are examples to make the described change visible. Please note that the screenshots show the English version of the user interface only, and that the user interface in your system might look slightly different due to configuration and extensibility options available.

Implementation Details

Authorizations

The *Contract Specialist - Leasing* (`SAP_BR_RECM_SPECIALIST`) or *Real Estate Specialist - Location Management* (`SAP_BR_RE_SPECIALIST_LOCAT`) business role is required.

To enable users to access this app, their business users need to have the following IAM app assigned: *Manage Usable Objects* (`F7693_TRAN`).

Technical Details

Type	Changed
Functional Localization	No localization
Scope Item	N/A
Technical Object Name	App ID: `F7693`
Application Component	`RE-FX-BD` (*Basic Data*)
Availability	SAP S/4HANA Cloud Public Edition
Valid as Of	SAP S/4HANA Cloud Public Edition 2602.2 (HFC8)

Related Information

Manage Usable Objects

9.3 Financial Operations

9.3.1 Receivables Management

9.3.1.1 Set Frequency of Statement Creation in the Schedule Accounts Receivable Jobs App

Business Details

The *Account Statement* field is now available in the *Schedule Accounts Receivable Jobs* app. You can use this field to schedule weekly or monthly statements for all customers or suppliers according to the frequency already set in the business partner master data.

Previously, manual effort was required to read the frequency set in the business partner master data, select customers or suppliers, and schedule a statement. This is no longer necessary.

The *Account Statement* field is available in the following job templates in the *Schedule Accounts Receivable Jobs* app:

- Correspondence: Account Statement
- Correspondence: Customer Statement
- Correspondence: Open Item List

Technical Details

Action	Action/Review Required
Type	New
Functional Localization	No localization
Scope Item	`J59` `J60`
Technical Object Name	App ID: `F2366`
Feature Requires Latest Reference Content Version	No **Note** This table row is only relevant if you use a 3-system landscape. For more information, see Overview of Software and Content Upgrade.

Application Component	`FI-AR-AR-CR` (*Correspondence*)
Valid as Of	SAP S/4HANA Cloud Public Edition 2602.2 (HFC8)

Related Information

Schedule Accounts Receivable Jobs

9.4 Country/Region Specifics

For country/region-specific changes, please see Country/Region Specifics [page 148].

10 Manufacturing

10.1 Environment, Health and Safety

10.1.1 Audit and Inspection Management

10.1.1.1 Voice-to-Text for Inspection Findings

Business Details

This feature enables you to use voice-to-text when entering finding descriptions during inspection execution in the *My Inspections* (`F9071`) app. Using voice-to-text reduces manual typing allowing the inspector to capture findings more easily while working through the checklist.

If you pause and then resume voice input, the newly dictated text is appended to the existing description and does not overwrite previously entered content.

> **Note**
>
> To navigate between questions, you can choose:
>
> - *Apply and Next* to save the response of the current question and switch to the next question.
> - *Previous* to discard your response and switch to the previous question.

Implementation Details

Authorizations

To enable users to access this app, their business users need to have the following IAM app assigned: *Environment Health and Safety Inspection* (`F9071_TRAN`).

Use the Display IAM Apps app to check for additional IAM apps that are functionally required.

Related Information

You can find more information in the product assistance of *Audit and Inspection Management*.

For more information, see Executing Inspections.

For more information about the app, see My Inspections.

Technical Details

Action	Action/Review Required
Type	New
Functional Localization	No localization
Scope Item	7Z7 (*Audit and Inspection Management*)
Technical Object Name	App ID: `F9071` (*My Inspections*)
Feature Requires Latest Reference Content Version	Yes

> **Note**
>
> This table row is only relevant if you use a 3-system landscape. For more information, see Overview of Software and Content Upgrade.

> **Note**
>
> The most up-to-date reference content isn't available immediately after SAP has upgraded the software in your test system. That means this feature isn't available for early tests.
>
> Later, the reference content is upgraded in the development system, and any changes need to be brought to your test and production systems.

Application Component	`EHS-SUS-AIM` (*Audit and Inspection Management*)
Valid as Of	SAP S/4HANA Cloud Public Edition 2602.2 (HFC8)

10.2 Production Planning

10.2.1 Capacity Planning

10.2.1.1 Manage Work Center Capacity

Business Details

You can now view the utilization data for Manufacturing Order, Planned Order, and Maintenance Order by selecting the *Utilization with Maintenance* option in the chart view of the *Overview* section in the Manage Work Center Capacity app.

Technical Details

Action	Information
Type	New
Functional Localization	No localization
Scope Item	31L (Production Capacity Leveling)
Technical Object Name	App ID: F3289
Feature Requires Latest Reference Content Version **Note** This table row is only relevant if you use a 3-system landscape. For more information, see Overview of Software and Content Upgrade.	No
Application Component	`PP-CFS-CE-2CL` (*Capacity Evaluation*)
Valid as Of	SAP S/4HANA Cloud Public Edition 2602.2 (HFC8)

Related Information

Manage Work Center Capacity

10.2.2 Planned Order Management

10.2.2.1 Manage Planned Orders

Business Details

With this feature, you can now check if there are sufficient quantities of components available to complete your planned orders in the Manage Planned Orders app.

You can also use the Check Component Availability API with your payload to check the availability of the components.

Technical Details

Action	Action/Review Required
Type	New
Functional Localization	No localization
Scope Item	BJ5
Technical Object Name	App ID: F4170
Feature Requires Latest Reference Content Version **Note** This table row is only relevant if you use a 3-system landscape. For more information, see Overview of Software and Content Upgrade.	No
Application Component	`PP-FIO-PLO-2CL` (*Fiori UI for Planned Orders*)
Valid as Of	SAP S/4HANA Cloud Public Edition 2602.2 (HFC8)

Related Information

How to Check the Component Availability
Check Component Availability

10.3 Production Operations

10.3.1 Discrete Manufacturing (Production Orders) - Cancellation of Order Combination

Business Details

You can use this feature in the *Manage Production Orders* application to combine production orders having common operations in a sequence, in order to optimize the production process. You can also cancel a combined order that is in **`Created`** status to reverse the combination and restore the original orders contained within it to their original, independent state.

You can also perform the following actions on a combined order that is in **`Created`** status:

- Add a standard order to the combined order
- Remove a standard order from the combined order

Implementation Details

You can activate production order combination by switching on scope item `7TO`.

Technical Details

Action	Information
Type	Changed
Functional Localization	No Localization
Scope Item	7TO
Technical Object Name	App ID: F2336
Feature Requires Latest Reference Content Version	No
Application Component	`IS-MP-PP` (*Industry Solution - Mill Products - Production Planning and Control*)
Valid as Of	SAP S/4HANA Cloud Public Edition 2602.2 (HFC8)

10.4 Country/Region Specifics

For country/region-specific changes, please see Country/Region Specifics [page 148].

11 R&D/Engineering

11.1 Enterprise Portfolio and Project Management

11.1.1 Project Financial Control

11.2 Integrated Product Development for Discrete Industries

11.2.1 Field Names and Search Criteria Changes

Business Details

In the *Maintain Bill of Material (Version 2)* app, at the header level *Material Number* field is renamed to *Product Number*. *Material Description* is changed to *Product Description*. For the *Product Number* and *Component* field multiple search criteria are introduced.

Technical Details

Action	Action/Review Required
Type	Changed
Functional Localization	No localization
Scope Item	64F
Technical Object Name	Maintain Bill of Material (Version 2): `F1813A`
Feature Requires Latest Reference Content Version **Note** This table row is only relevant if you use a 3-system landscape. For more information, see Overview of Software and Content Upgrade.	No
Application Component	`PLM-FIO-BOM` (*Bills of Material*)

Valid as Of	SAP S/4HANA Cloud Public Edition 2602.2 (HFC8)

11.3 PLM System Integration

11.3.1 Extensibility Field Update

Business Details

When the **FTM_CLASS_EXT_FLDS_CLEAR** feature toggle is enabled, if the extensibility field is passed empty, the system automatically sets the MPO_VCS value to **X**. This clears the class characteristics through the extensibility fields.

Technical Details

Action	Action/Review Required
Type	New
Functional Localization	No localization
Scope Item	6U2 (PLM System Integration)
Technical Object Name	Not applicable
Feature Requires Latest Reference Content Version **Note** This table row is only relevant if you use a 3-system landscape. For more information, see Overview of Software and Content Upgrade.	No
Application Component	`PLM-INT-TC-2CL` (*PLM System Integration*)
Valid as Of	SAP S/4HANA Cloud Public Edition 2602.2 (HFC8)

11.4 Product Compliance

11.4.1 Foundation for Product Compliance

11.4.2 Safety Data Sheet and Label Management

11.4.2.1 Continuous Delivery of Occupational Exposure Limit Content

Business Details

With this feature, the Regulatory Content Service supports the continuous content delivery for compliance requirements and updated compliance requirement versions for **Occupational Exposure Limits** (OEL) lists for Health and Safety (HSS) management and components with OEL for safety data sheets.

The Regulatory Content Service enables frequent and independent updates of regulatory content, decoupled from the traditional SAP release cycle. This helps you remain compliant without having to wait for major software upgrades.

Implementation Details

Configuration

For information on setting up the Regulatory Content Service, see 2999140.

Effects on Existing Data

When activating new regulatory content, like compliance requirement versions, system data is affected. For more information, see First Step for Working in Product Compliance: Activate Regulatory Content.

Related Information

For more information about the app for activating compliance requirement versions, see Activate Compliance Requirements - Occupational Exposure Limits.

For more information about the app for activating compliance requirement versions, see Activate Compliance Requirements - Safety Data Sheets.

For more information about the Regulatory Content Service, see Regulatory Content Service.

Technical Details

Action	Action/Review Required
Type	Changed
Functional Localization	No localization
Scope Item	3VR (Manage Safety Data Sheets for Products)
Technical Object Name	`App ID: F8004` `App ID: F8003`
Feature Requires Latest Reference Content Version **Note** This table row is only relevant if you use a 3-system landscape. For more information, see Overview of Software and Content Upgrade.	Yes
Application Component	`EHS-SUS-SDS` (*Safety Data Sheet Management*)
Valid as Of	SAP S/4HANA Cloud Public Edition 2602.2 (HFC8)

11.4.2.2 Delivery of Listed Substance Content, Graphics and OEL Content via Third-Party Content Provider

Business Details

This feature enables you to load listed substance content, graphics and occupational exposure limit content from a third-party content provider.

Your third-party content provider now is able to deliver the following content for use in Product Compliance for creation of safety data sheets:

- New Compliance Requirements and Versions for Occupational Exposure Limits, Safety Data Sheet Management and Authoring, and Product Marketability
- Listed Substance Content
- Regulatory Phrases and Translations, excluding context specific phrase-enabled fields
- Regulatory Graphics including Texts and Translations

Implementation Details

This content is not automatically included in Product Compliance, you must contact your content provider for information on how to set up the connection to import content.

Related Information

For more information about the app for activating compliance requirement versions, see Activate Compliance Requirements - Occupational Exposure Limits and for additional information on activating compliance requirements, see Business Background.

For more information about working with graphics, see Graphics.

For more information about the setting up Communication Arrangements, see Setting Up Communication Arrangements for Outbound Communication Scenarios.

Technical Details

Action	Information
Type	Changed
Functional Localization	No localization
Scope Item	7DO (Product Compliance Document Authoring)
Technical Object Name	Not applicable
Feature Requires Latest Reference Content Version **Note** This table row is only relevant if you use a 3-system landscape. For more information, see Overview of Software and Content Upgrade.	No
Application Component	EHS-SUS-SDS (*Safety Data Sheet Management*)
Valid as Of	SAP S/4HANA Cloud Public Edition 2602.2 (HFC8)

11.4.2.3 Manage HMIS Rating

Business Details

This feature enhances the safety data sheet generation with the regulatory data assessment for the Hazardous Materials Identification System (HMIS) rating that belongs to the *Regulatory Data Assessment* compliance pattern. This assessment is carried out in the *Manage Regulatory Data* app (F7081). The US-HMIS compliance requirement is specific to the US.

Implementation Details

The regulatory content is delivered by SAP through the regulatory content service. To use this compliance requirement, you must activate it in the *Activate Compliance Requirements - Safety Data Sheets* app and assign it to a compliance purpose in the *Manage Compliance Purposes* app.

Technical Details

Action	Action/Review Required
Type	New
Functional Localization	No localization
Scope Item	7DO (Product Compliance Document Authoring)
Technical Object Name	App ID: `F7081`
Feature Requires Latest Reference Content Version **Note** This table row is only relevant if you use a 3-system landscape. For more information, see Overview of Software and Content Upgrade.	No
Application Component	EHS-SUS-SDS (*Safety Data Sheet Management*)
Valid as Of	SAP S/4HANA Cloud Public Edition 2602.2 (HFC8)

Related Information

Manage Hazardous Materials Identification

11.5 Country/Region Specifics

For country/region-specific changes, please see Country/Region Specifics [page 148].

12 Service

12.1 Service Operations and Processes

12.1.1 In-House Repair

12.1.1.1 Customer Hierarchies in In-House Repair

Business Details

You can now use customer hierarchies in the repair order, repair quotation, and repair confirmation apps. Customer hierarchies are often necessary and helpful to organize customers along multiple levels, for uses such as pricing. You can use customer hierarchies for price determination, if price calculations are set up to be dependent on customer hierarchy data.

Depending on which service transactions you're using, the feature behaviors in your system as follows:

- **Repair orders**: Once the system determines a customer hierarchy for your repair order, you can view the customer hierarchy information, along with its parent nodes, under the details view tab in the edit view of the *Repair Order* app.
- **Repair quotations**: Once the system determines a customer hierarchy for your repair quotation, you can view the customer hierarchy information, along with its parent nodes, under the details view tab in the edit view of the *Repair Quotation* app.
- **Repair confirmations**: Once the system determines a customer hierarchy for your repair confirmation, you can view the customer hierarchy information, along with its parent nodes, under the details view tab in the edit view of the *Repair Confirmation* app.

Examples of the User Interface

> **Note**
>
> The screenshots are examples to make the described change visible. Please note that the screenshots show the English version of the user interface only, and that the user interface in your system might look slightly different due to configuration and extensibility options available.

This example illustrates how the customer hierarchy field is displayed in apps (such as the *Repair Order* app).

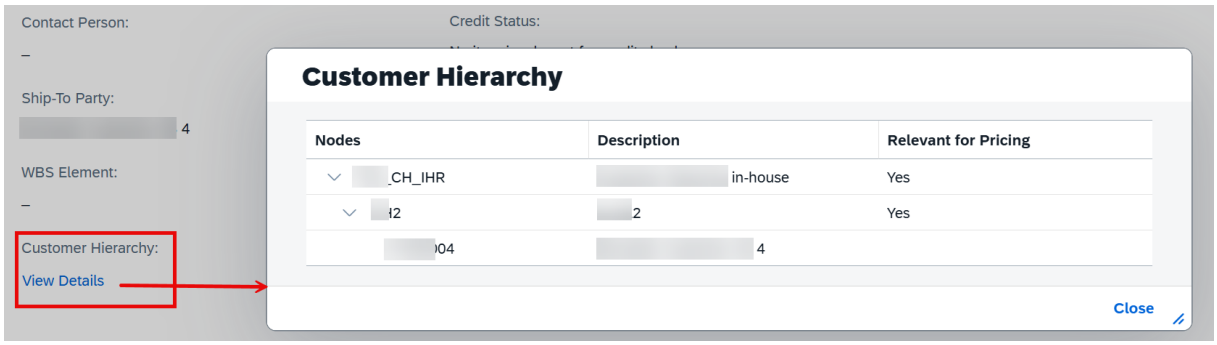

Implementation Details

Authorizations

To grant users to access the respective Service apps, assign one of the following IAM apps:

Display Repair Order (`WCF0066_03_TRAN`) for view access or

Display Repair Order - Repair Manager (`WCF0066_MGR_TRAN`) for write access or

Display Repair Order - Repair Representative (`WCF0066_RPRSTV_TRAN`) for write access or

Display Repair Order - Repair Technician (`WCF0066_TECHNICIAN_TRAN`) for write access or

Display Repair Confirmation - Repair Manager (`WCF0068_MGR_TRAN`) for write access or

Display Repair Confirmation - Repair Representative (`WCF0068_RPRSTV_TRAN`) for write access or

Display Repair Confirmation - Repair Technician (`WCF0068_TECHNICIAN_TRAN`) for write access or

Display Repair Quotation - Repair Manager (`WCF0073_MGR_TRAN`) for write access or

Display Repair Quotation - Repair Representative (`WCF0073_RPRSTV_TRAN`) for write access or

Display Repair Quotation - Repair Technician (`WCF0073_TECHNICIAN_TRAN`) for write access

Configuration

To use this feature, the *Set Customer Hierarchy Relevance for Service Transaction Types* (ID: `107216`) configuration activity is available now for activation of customer hierarchies in specific service transactions. In addition, your configuration experts must carry out several configuration activities. For more information, see Configuration for Customer Hierarchies.

Technical Details

Action	Action/Review Required
Type	New
Functional Localization	No localization
Scope Item	3XK (In-House Repair)

Technical Object Name	App ID:
	`WCF0066`
	`WCF0068`
	`WCF0073`

Feature Requires Latest Reference Content Version	Yes
Note This table row is only relevant if you use a 3-system landscape. For more information, see Overview of Software and Content Upgrade.	**Note** The most up-to-date reference content isn't available immediately after SAP has upgraded the software in your test system. That means this feature isn't available for early tests. Later, the reference content is upgraded in the development system, and any changes need to be brought to your test and production systems.
Application Component	`CRM-S4-BTX` (*S4CRM: Business Transaction Framework*)
Valid as Of	SAP S/4HANA Cloud Public Edition 2602.2 (HFC8)

Related Information

Customer Hierarchies in Service

12.1.1.2 Product Hierarchies in In-House Repair

Business Details

You can now use product hierarchies in the repair order, repair quotation, and repair confirmation apps. Product hierarchies are helpful when you want to organize products (that is, materials) along multiple levels, for use cases such as pricing. When price calculations are set up to be dependent on product hierarchy data, you can use product hierarchies in service transactions for price determination.

Depending on which service transactions you're using, the feature behaviors in your system as follows:

- **Repair orders**: Once the system determines a product hierarchy for your repair order, you can view the product hierarchy information, along with its parent nodes, under the details view tab in the edit view of the *Repair Order* app.
- **Repair quotations**: Once the system determines a product hierarchy for your repair quotation, you can view the product hierarchy information, along with its parent nodes, under the details view tab in the edit view of the *Repair Quotation* app.
- **Repair confirmations**: Once the system determines a product hierarchy for your repair confirmation, you can view the product hierarchy information, along with its parent nodes, under the details view tab in the edit view of the *Repair Confirmation* app.

Examples of the User Interface

> **Note**
>
> The screenshots are examples to make the described change visible. Please note that the screenshots show the English version of the user interface only, and that the user interface in your system might look slightly different due to configuration and extensibility options available.

This example illustrates how the product hierarchy field is displayed in apps (such as the *Repair Order* app).

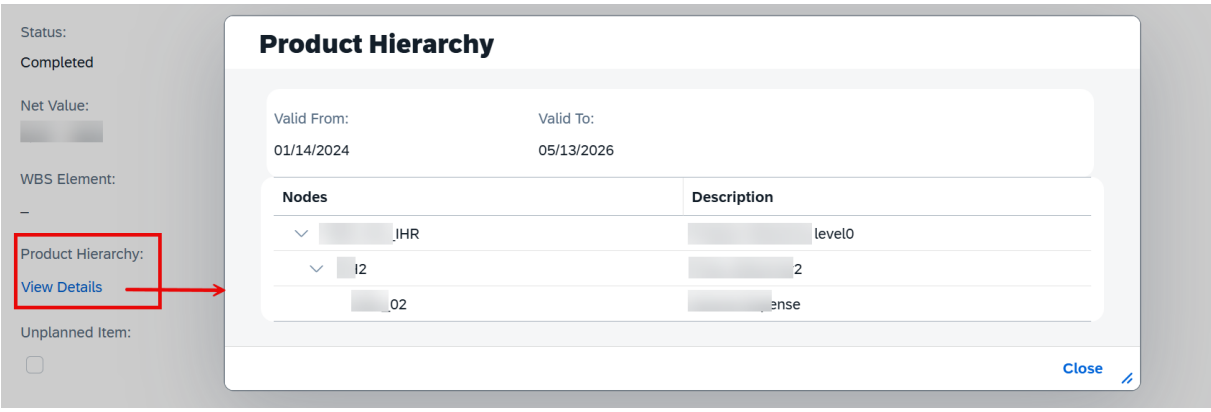

Implementation Details

Authorizations

To grant users to access the respective Service apps, assign one of the following IAM apps:

Display Repair Order (`WCF0066_03_TRAN`) for view access or

Display Repair Order - Repair Manager (`WCF0066_MGR_TRAN`) for write access or

Display Repair Order - Repair Representative (`WCF0066_RPRSTV_TRAN`) for write access or

Display Repair Order - Repair Technician (`WCF0066_TECHNICIAN_TRAN`) for write access or

Display Repair Confirmation - Repair Manager (`WCF0068_MGR_TRAN`) for write access or

Display Repair Confirmation - Repair Representative (`WCF0068_RPRSTV_TRAN`) for write access or

Display Repair Confirmation - Repair Technician (`WCF0068_TECHNICIAN_TRAN`) for write access or

Display Repair Quotation - Repair Manager (`WCF0073_MGR_TRAN`) for write access or

Display Repair Quotation - Repair Representative (`WCF0073_RPRSTV_TRAN`) for write access or

Display Repair Quotation - Repair Technician (`WCF0073_TECHNICIAN_TRAN`) for write access

In addition, to use this feature, the users need to access the *Manage Product Hierarchy Assignments* app. Their business users need to have the following IAM app assigned: *Manage Product Hierarchy Assignments* (`F4240_TRAN`).

Configuration

To use this feature, the *Set Product Hierarchy Relevance for Service Transaction Types* (ID: `107215`) configuration activity is available now for activation of product hierarchies in specific service transactions. In addition, your configuration experts must carry out several configuration activities. For more information, see Configuration for Product Hierarchies.

Technical Details

Action	Action/Review Required
Type	New
Functional Localization	No localization
Scope Item	3XK (In-House Repair)

Technical Object Name	App ID:
	`WCF0066`
	`WCF0068`
	`WCF0073`

Feature Requires Latest Reference Content Version	Yes **Note** This table row is only relevant if you use a 3-system landscape. For more information, see Overview of Software and Content Upgrade. **Note** The most up-to-date reference content isn't available immediately after SAP has upgraded the software in your test system. That means this feature isn't available for early tests. Later, the reference content is upgraded in the development system, and any changes need to be brought to your test and production systems.
Application Component	`CRM-S4-BTX` (*S4CRM: Business Transaction Framework*)
Valid as Of	SAP S/4HANA Cloud Public Edition 2602.2 (HFC8)

Related Information

Product Hierarchies in Service

12.1.2 Service Order Management

12.1.2.1 Additional Billing Text Types for Country-Specific Requirements

Business Details

With this feature, you can maintain additional billing-related text types to support country-specific invoicing requirements in service transactions. The new text types allow you to record regulatory information required for invoicing and reporting in certain countries and ensure that this information is consistently transferred across related service transactions and billing documents.

The following billing text types have been introduced for service order:

- *CIG for Italy (CIG)*
- *CUG for Italy (CUP)*
- *Spain SII Invoice Description (EDSI)*

Technical Details

Action	Innovation
Type	New
Functional Localization	No localization
Scope Item	3D2
Technical Object Name	App ID: F3571A
Feature Requires Latest Reference Content Version	Yes

> **Note**
>
> This table row is only relevant if you use a 3-system landscape. For more information, see Overview of Software and Content Upgrade.

> **Note**
>
> The most up-to-date reference content isn't available immediately after SAP has upgraded the software in your test system. That means this feature isn't available for early tests.
>
> Later, the reference content is upgraded in the development system, and any changes need to be brought to your test and production systems.

Application Component	`CRM-S4-SRV-SVO` (*S4CRM: Service Order*) `CRM-S4-SRV-SCO` (*S4CRM: Service Confirmation*)
Valid as Of	SAP S/4HANA Cloud Public Edition 2602.2 (HFC8)

Related Information

Service Orders

13 Sales

13.1 Order and Contract Management

13.1.1 Sales Order Management and Processing

13.1.1.1 Manage Sales Orders - Version 2: New Status Field

Business Details

You can now see the purchase order confirmation status. In a third-party process, it specifies whether the related purchase order items (including their dates) have been confirmed. In the list of all sales orders, you can adapt your filters and column headers to show the status. In a single sales order, the status is displayed with the other statuses when it's relevant (that is, if the status value is any other than not relevant). On item level, you can add the status as a column to the table and filter for it in the table view settings. In addition, the status is displayed with the other statuses when it's relevant.

Examples of the User Interface

> **Note**
>
> The screenshots are examples to make the described change visible. Please note that the screenshots show the English version of the user interface only, and that the user interface in your system might look slightly different due to configuration and extensibility options available.

This is where you can see the purchase order confirmation status in the list of all sales orders:

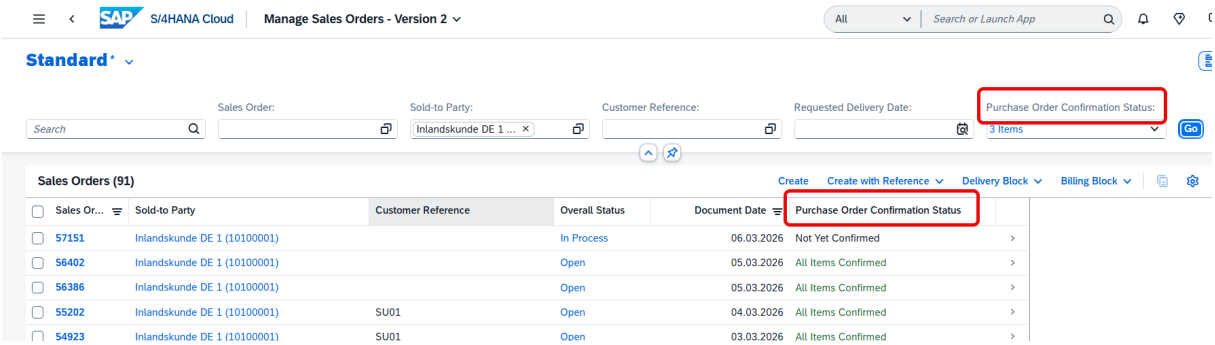

This is where you can see the purchase order confirmation status in the sales order header:

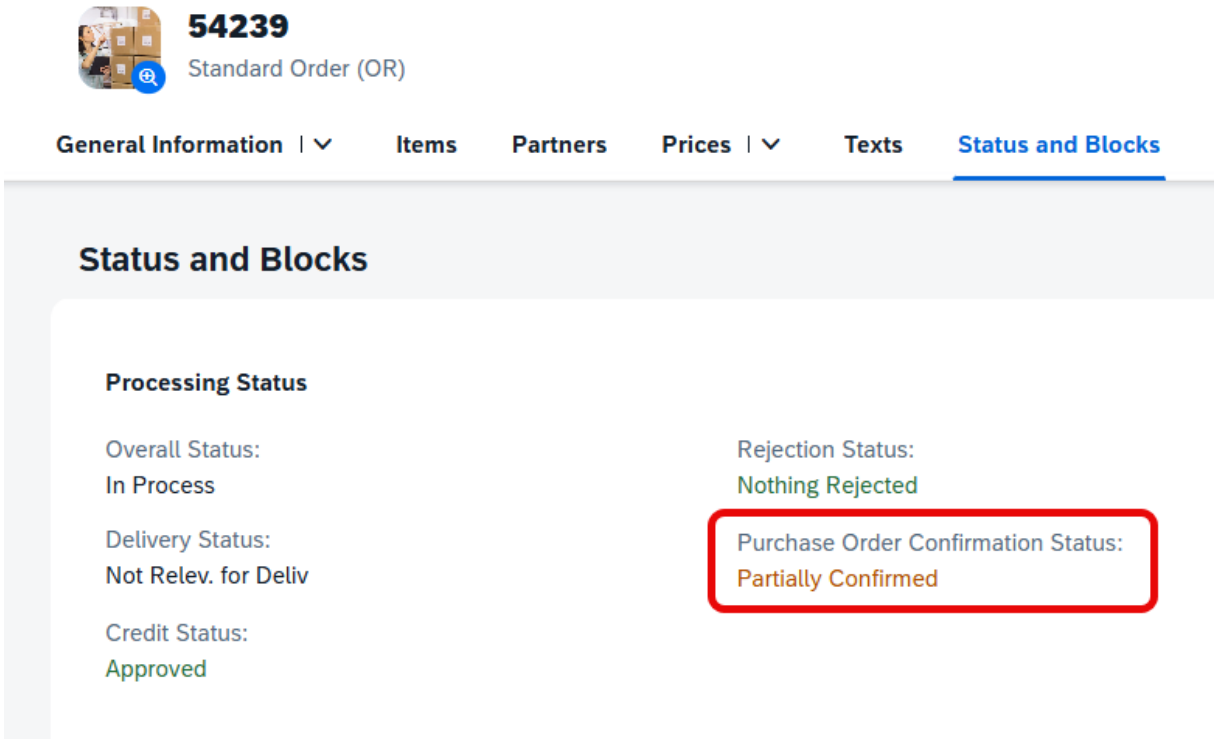

This is where you can see the purchase order confirmation status in the sales order item:

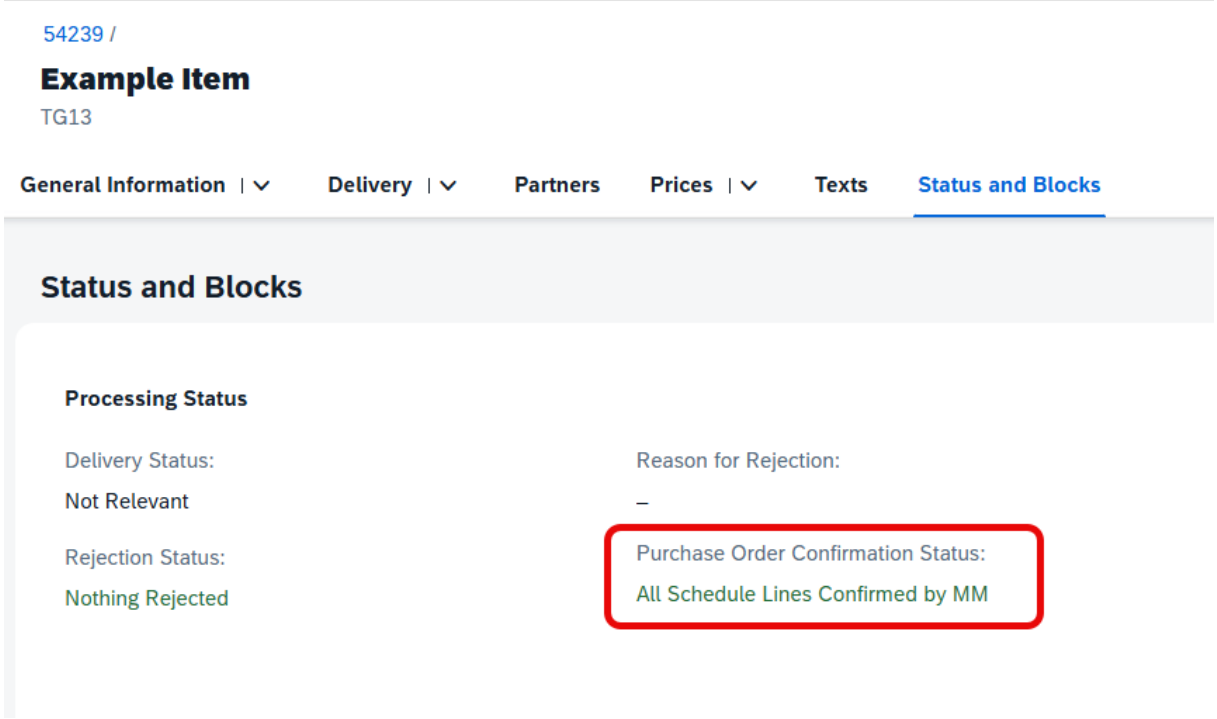

Implementation Details

Authorizations

To enable users to access this app, their business users need to have the following IAM app assigned: *Manage Sales Orders (Version 2)* (F3893_TRAN).

Technical Details

Action	Action/Review Required
Type	New
Functional Localization	No localization
Scope Item	BD9 (Sell from Stock) and others
Technical Object Name	App ID: F3893
Feature Requires Latest Reference Content Version **Note** This table row is only relevant if you use a 3-system landscape. For more information, see Overview of Software and Content Upgrade.	No
Application Component	SD-SLS (*Sales*)
Valid as Of	SAP S/4HANA Cloud Public Edition 2602.2 (HFC8)

Related Information

Manage Sales Orders - Version 2

13.1.1.2 Manage Sales Documents

Business Details

The *Manage Sales Documents* app has been enhanced with new fields and broader visibility of custom fields.

The app now supports the following:

- Newly added fields (pricing procedure, target quantity, target quantity unit of measure (UoM))
  On the documents tab, you can display the pricing procedure field as a table column by adapting settings. On the items and schedule lines tabs, you can display target quantity fields as table columns by adapting settings. You can also sort and filter the document list using these fields.
- Additional filter (route)
  You can make the route field visible on the filter bar by adapting filters. Previously, the field was only accessible on the items and schedule lines tabs.
- Custom fields available on more tabs
  By adapting settings, you can make custom fields visible as table columns on additional tabs:
  - Header custom fields can now be displayed on the items and schedule lines tabs. Previously, they were only available on the documents tab.
  - Item custom fields can now be displayed on the schedule lines tab. Previously, they were only available on the items tab.

Implementation Details

With the *Custom Fields* app, your key user can create custom fields and enable their usage in the *Manage Sales Documents* app.

Authorizations

To access this app, users need to have the following IAM app assigned:

- *Manage Sales Documents* (`F8712_TRAN`)

Technical Details

Action	Action/Review required
Type	Changed
Functional Localization	No localization
Scope Item	BD9 (Sell from Stock) BDA (Free of Charge Delivery)
Technical Object Name	App ID: `F8712`

Feature Requires Latest Reference Content Version	No

> **Note**
>
> This table row is only relevant if you use a 3-system landscape. For more information, see Overview of Software and Content Upgrade.

Application Component	SD-SLS-SDL (*Sales Document List and Processing*)
Valid as Of	SAP S/4HANA Cloud Public Edition 2602.2 (HFC8)

Related Information

Manage Sales Documents
App Extensibility: Manage Sales Documents

13.1.1.3 Purchasing Confirmation Status: Field Label Change in Various Apps

Business Details

The purchasing confirmation status is displayed in multiple sales document apps on header and item level. In a third-party process, it specifies whether the related purchase order items (including their dates) have been confirmed. To better reflect this, the description of this status was changed from purchasing confirmation status to purchase order confirmation status. In addition, the descriptions for the status values were adapted for the header status. Previously, they erroneously referred to an item status.

These changes were made in the following apps:

- *Manage Sales Documents* app (item status: table on the items tab and schedule lines tab)
- *Track Sales Orders* app (header status: filter and table)
- *Track Sales Order Details* app (header and item status: header status section and item table)
- *Sales Order Fulfillment - Analyze and Resolve Issues* app (header status: filter, chart, and table)
- *Sales Order Items - Backorders* app (header and item status: filter, chart, and table)
- *Sales Order Items - Confirmed as Requested* app (header and item status: filter, chart, and table)
- *Incoming Sales Orders - Flexible Analysis* app (header and item status: chart and table)
- *Sales Orders - Demand Fulfillment* app (header and item status: filter, chart, and table)
- *Delivery Performance - Delivered as Requested* app (header and item status: filter, chart, and table)
- *Delivery Performance - Delivered as Committed* app (header and item status: filter, chart, and table)

Changes to the User Interface

> **Note**
>
> The screenshots are examples to make the described change visible. Please note that the screenshots show the English version of the user interface only, and that the user interface in your system might look slightly different due to configuration and extensibility options available.

This is what the new status description looks like in the *Manage Sales Documents* app:

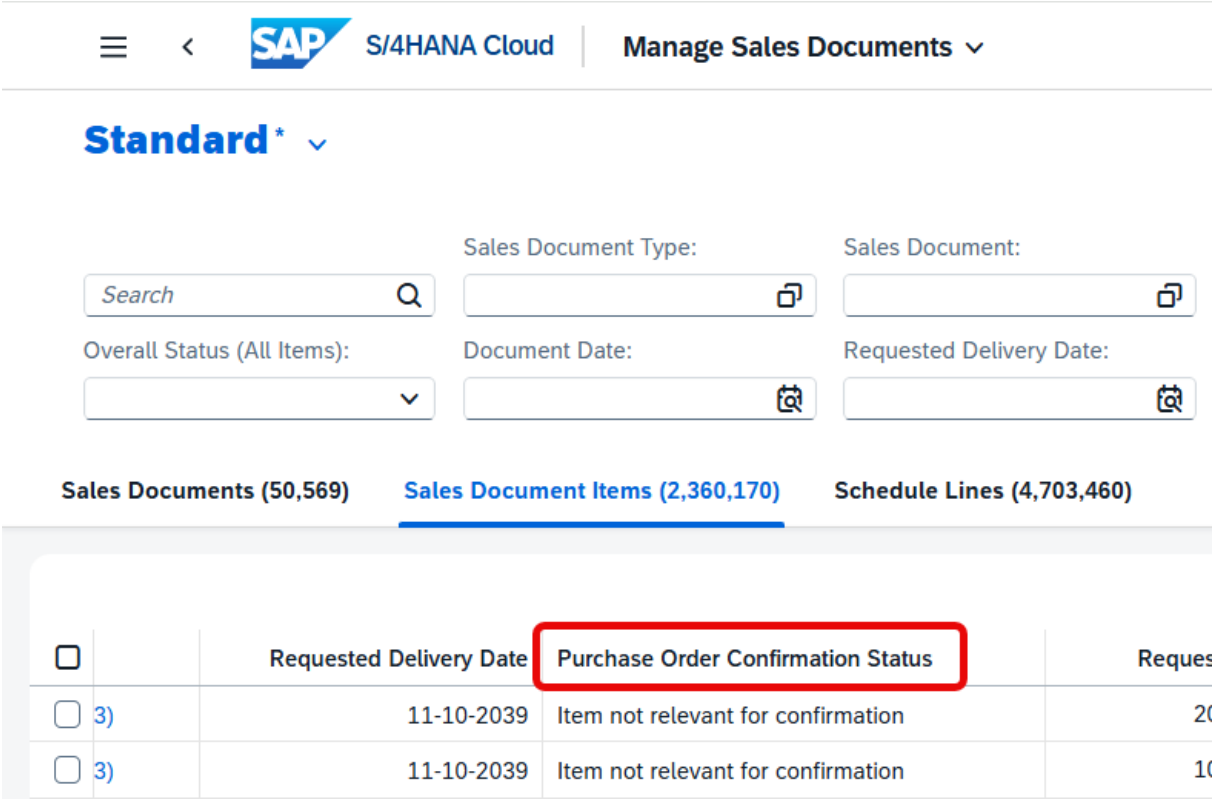

This is what the new status description and the status values look like in the *Track Sales Orders* app:

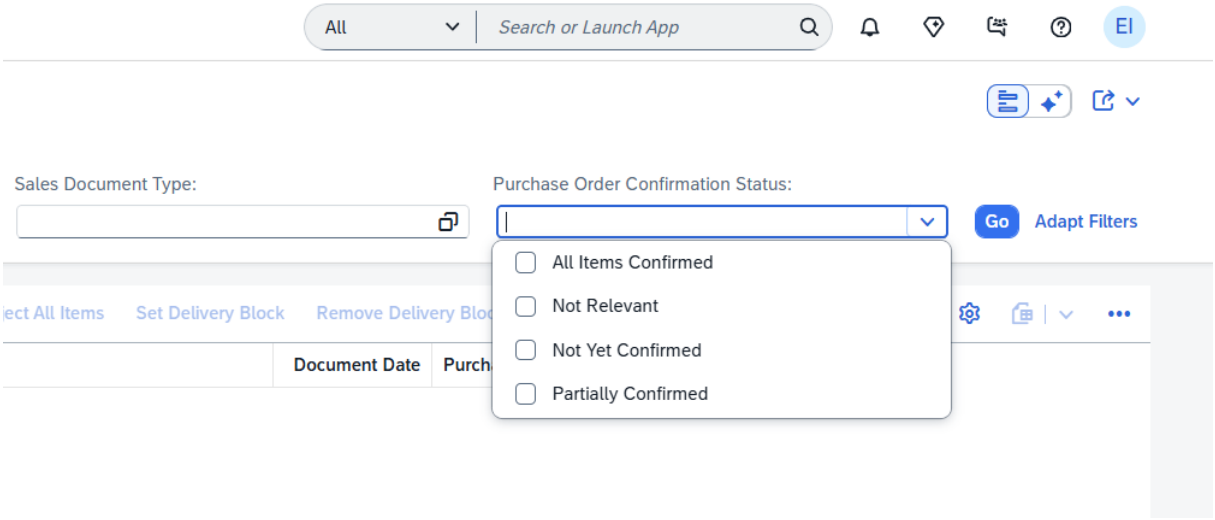

Implementation Details

Authorizations

Business users need to have the following IAM apps assigned:

App	IAM App
Manage Sales Documents	F8712_TRAN
Track Sales Orders	F2577_TRAN
Track Sales Order Details	F2981_TRAN
Sales Order Fulfillment - Analyze and Resolve Issues	F0029A_TRAN
Sales Order Items - Backorders	F5307_TRAN
Sales Order Items - Confirmed as Requested	F5308_TRAN
Incoming Sales Orders - Flexible Analysis	F1249_TRAN
Sales Orders - Demand Fulfillment	F2458_TRAN
Delivery Performance - Delivered as Requested *Delivery Performance - Delivered as Committed*	F2783_TRAN

Technical Details

Action	Action/Review Required
Type	Changed
Functional Localization	No localization
Scope Item	BD9 (Sell from Stock) and others
Technical Object Name	App ID: F8712 F2577 F2981 F0029A F5307 F5308 F1249 F2458 F2783

Feature Requires Latest Reference Content Version	No

> **Note**
>
> This table row is only relevant if you use a 3-system landscape. For more information, see Overview of Software and Content Upgrade.

Application Component	SD-SLS (*Sales*) SD-ANA (*Sales Analytics*)
Valid as Of	SAP S/4HANA Cloud Public Edition 2602.2 (HFC8)

13.1.1.4 Extension of Sales Order Output Forms with Calculated Fields

Business Details

You can now extend your custom form templates for sales orders with calculated fields. Previously, the custom form templates for sales orders were extensible with standard fields and custom fields.

Calculated fields are read-only fields that are determined at runtime via Business Add-In (BAdI). They are only available in the specific data source (for example, form templates for sales orders) that is being extended. For more information about the differences between calculated fields and the other fields, see Extensibility for Output Forms and Email Templates of Sales Documents.

Implementation Details

With the *Custom Fields* app, your key user can define calculated header or item fields as follows:

1. Create a data source extension for the *Sales: Sales Order Confirmation Form* data source.
2. On the *Calculated Fields* tab, create a calculated field.
3. Enter a description for the corresponding BAdI implementation.
4. Save and publish the data source extension.
5. Open the BAdI implementation and create custom logic.

For more information, see How to Extend a Custom Form Template with Calculated Fields.

Authorizations

To access the *Custom Fields* apps, users need to have the following IAM app assigned:

- F1481_TRAN

Technical Details

Action	Innovation
Type	New
Functional Localization	No localization
Scope Item	BD9 (Sell from Stock)
Technical Object Name	Data source: `FDP_V1_ORDER_CONFIRM_SRV`
Feature Requires Latest Reference Content Version **Note** This table row is only relevant if you use a 3-system landscape. For more information, see Overview of Software and Content Upgrade.	No
Application Component	`SD-SLS-GF-OC` (*S/4HANA: Output Control on Sales Documents*)
Valid as Of	SAP S/4HANA Cloud Public Edition 2602.2 (HFC8)

13.1.2 Sales Billing

13.1.2.1 Automatically Post Payables for "Classic" Intercompany Invoices via Background Processing Framework

Business Details

In "classic" (that is, non-advanced) intercompany sales processes, the system can now use the background processing framework (bgPF) to automatically post payables to the selling company's accounts payable. This automatic posting is triggered when the intercompany invoice is posted to the delivering company's accounts receivable. The payables correspond to the supplier invoice with which the delivering company bills the selling company for the products it delivers to the customer. In previous releases, the system had to use IDocs to make these payables postings.

Note

This feature was originally announced in the What's New for SAP S/4HANA Cloud Public Edition 2602. However, due to an unforeseen technical issue, the feature was not listed in the *Activate Features* app.

We apologize for the inconvenience. The feature is now available for activation in the *Activate Features* app.

In an upcoming release, the bgPF-based solution is set to become the default and replace the IDoc-based solution. It requires fewer configuration steps for both the initial setup and configuration changes, provides increased flexibility, and helps you adjust to future business requirements more easily.

Therefore, we **strongly recommend** that you transition from the IDoc-based solution to the bgPF-based solution as soon as possible. This applies if you are running any of the following scope items, or scope items that directly reference the following scope items:

- Intercompany Sales Order Processing - Domestic (1HO)
- Intercompany Sales Order Processing - International (1MX)
- Extended Intercompany Processes for Sales (1WO)
- Intercompany Process for Customer Returns (2F4)
- Intercompany Billing for Cross-Company Cost Accounting Postings (4AN)

The posting of payables to the selling company's accounts is automatically triggered whenever an intercompany invoice is posted to financial accounting in the delivering company. You can initiate these postings using one of the following apps:

- *Create Billing Documents*
- *Create Billing Documents - VF01*
- *Create Billing Documents - VF04*
- *Change Billing Documents*
- *Manage Billing Documents*
- *Schedule Billing Creation*
- *Schedule Billing Release*

In addition, the *Schedule Billing Output* app can also trigger the posting of payables via output channel `EDI`.

Implementation Details

In the current release, this feature is not automatically available in your system, but requires that you activate the feature *Payables Posting for Classic Intercompany Invoice via bgPF* (`S4HC_SDBIL_ICO_IDOC_REMOVAL`) in the *Activate Features* configuration activity.

> ⓘ Note
>
> In an upcoming release, the feature will be activated by default, but you will have the option to deactivate it. Subsequently, it will become the system standard and fully replace the IDoc-based solution.

For more information, see Activate Features.

In addition, changes to your output configuration in the *Output Parameter Determination* app are required to complete the transition from IDoc messages to bgPF messages.

> → Tip
>
> To ensure a smooth transition to the new posting mechanism, we strongly recommend testing it thoroughly in your quality system before enabling it in your production system.

Authorizations

To make the required configuration changes in the *Output Parameter Determination* app, administrators must have the business catalog *Output Management - Output Control* (`SAP_CA_BC_OC_PC`) assigned. Business catalog template *Administrator* (`SAP_BR_ADMINISTRATOR`) contains this business catalog by default (`SAP_BR_ADMINISTRATOR`).

To be able to post intercompany invoices to financial accounting (and thereby trigger the posting of payables in the selling company's accounts) using the abovementioned apps, business users must have the following business catalogs assigned:

- *Sales - Billing Documents* (`SAP_SD_BC_BIL_DOC_PC`) for the creation and management apps
- *Sales - Billing Scheduling* (`SAP_SD_BC_BIL_SCHEDULE_PC`) for the scheduling apps

The business role template *Billing Clerk* (`SAP_BR_BILLING_CLERK`) contains these business catalogs by default.

Configuration

After the feature is activated, an administrator must adjust the relevant business rules in the *Output Parameter Determination* app to use output channel `EDI` instead of output channel `IDOC`. For more information, see Automatic Posting of Payables to the Selling Company's Accounts.

Effects on Existing Data

After the feature is activated, the system can no longer post payables via IDoc. We therefore recommend that you post all unposted payables before activating the feature (usually by simply posting the corresponding intercompany invoice to financial accounting).

If your system still contains intercompany invoices for which the corresponding payables have not yet been posted, you can post the payables by manually creating a new output item with output channel `EDI` for each affected invoice and triggering output. You can do this, for example, in the *Manage Billing Documents* app.

Technical Details

Action	Innovation
Type	New
Functional Localization	Localized for United States and Germany
Scope Item	1HO (Intercompany Sales Order Processing - Domestic), 1MX (Intercompany Sales Order Processing - International), 1WO (Extended Intercompany Processes for Sales), 2F4 (Intercompany Process for Customer Returns), 4AN (Intercompany Billing for Cross-Company Cost Accounting Postings)

Technical Object Name	App ID:
	`F0798`
	`VF01`
	`VF04`
	`VF02`
	`F0797`
	`F1519`
	`F1518`
	`F1510`

Feature Requires Latest Reference Content Version **Note** This table row is only relevant if you use a 3-system landscape. For more information, see Overview of Software and Content Upgrade.	No
Application Component	`SD-BIL-IV-IB` (*Intercompany Billing*)
Valid as Of	SAP S/4HANA Cloud Public Edition 2602.2 (HFC8)

Related Information

Automatic Posting of Payables to the Selling Company's Accounts
Intercompany Sales Processing

13.1.3 Claims, Returns, and Refund Management

13.1.3.1 Manage Sales Orders Without Charge - Version 2: Product Information

Business Details

By default, the product column in the items table shows both the product description and the product ID. Your key user can now adapt the UI to show the product description and the product ID in separate columns. For detailed instructions, see App Extensibility: Manage Sales Orders Without Charge - Version 2 (Key User).

Examples of the User Interface

> **Note**
>
> The screenshots are examples to make the described change visible. Please note that the screenshots show the English version of the user interface only, and that the user interface in your system might look slightly different due to configuration and extensibility options available.

When your key user adapts the UI, the product and product description are shown as follows:

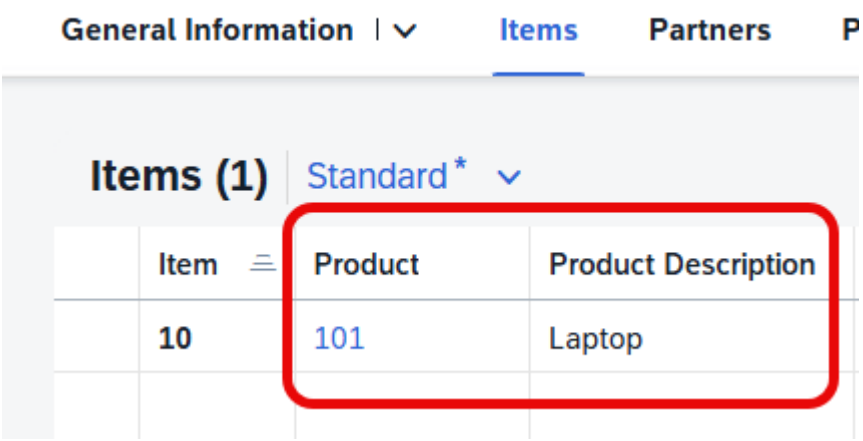

Implementation Details

Authorizations

To enable users to access this app, their business users need to have the following IAM app assigned: *Manage Sales Order Without Charge - Version 2* (`F2305A_TRAN`).

Technical Details

Action	Innovation
Type	New
Functional Localization	No localization
Scope Item	BDA (Free of Charge Delivery)
Technical Object Name	App ID: `F2305A`

Feature Requires Latest Reference Content Version	No

> **Note**
>
> This table row is only relevant if you use a 3-system landscape. For more information, see Overview of Software and Content Upgrade.

Application Component	SD-SLS (*Sales*)
Valid as Of	SAP S/4HANA Cloud Public Edition 2602.2 (HFC8)

Related Information

Manage Sales Orders Without Charge - Version 2

13.2 Country/Region Specifics

For country/region-specific changes, please see Country/Region Specifics [page 148].

14 Sourcing and Procurement

14.1 Generic Features

14.1.1 Configuration Activities for Maintaining Condition Tables

Business Details

With this feature, the standard *field catalog* is extended with additional fields that you can use while creating or changing condition tables for purchasing price determination.

The following fields are added to the field catalog:

- *Requirement Tracking Number*
- *Purchasing Group*
- *Account Assignment Category*
- *Purchasing Document Type*

You can use the following configuration activities to create or change condition tables:

- *Maintain Condition Tables - Create* (ID: 102890)
- *Maintain Condition Tables - Change* (ID: 102891)

A condition table defines the combination of fields that specifies the validity of an individual condition record. The validity is characterized by a validity end date, price-relevant attributes (such as business partner, material, and so on), and a condition type. If you create a condition record, the system saves the validity information in the corresponding condition table.

Implementation Details

In your configuration environment, use the search function to open the configuration activity. For more information, see Configuration Environment of SAP S/4HANA Cloud Public Edition.

Technical Details

Action	Information

Type	Changed
Functional Localization	No localization
Scope Item	NA
Technical Object Name	NA
Feature Requires Latest Reference Content Version **Note** This table row is only relevant if you use a 3-system landscape. For more information, see Overview of Software and Content Upgrade.	No
Application Component	`MM-PUR-VM-CON-2CL` (*Conditions (Public Cloud)*)
Valid as Of	SAP S/4HANA Cloud Public Edition 2602.2 (HFC8)

Related Information

Pricing and Conditions

14.2 Country/Region Specifics

For country/region-specific changes, please see Country/Region Specifics [page 148].

15 Supply Chain

15.1 Logistics Cross Topics

15.1.1 Batch Management

15.1.1.1 Error Handling for Batch Classification Changes

Business Details

Activate this feature to benefit from enhanced error handling when characteristic values are changed during batch classification processes, for example, when a usage decision is made during a quality inspection. Without enhanced error handling, the system might dump or skip the intended characteristic value change without informing the user. When you enable enhanced error handling, the system displays a specific error message if issues occur.

Currently, certain internal errors during classification can lead to system dumps or data inconsistencies because no error message or an unclear message is displayed. With this feature, the system proactively catches these errors and provides a detailed error message. This leads to more stable, reliable classification processes and simplifies troubleshooting. Therefore we highly recommend to activate this feature as soon as possible.

Implementation Details

This feature will not automatically be available in your system but requires that you activate the feature *Error handling for batch classification changes* (`LOBM_CLFN_CHG_ERROR_HANDLING`) in the configuration activity *Activate Features*.

For more information, see Activate Features.

Effects on Existing Processes

If your batch classification processes are set up properly, the required more consistent response to previously unhandled exceptions will **not** hinder the processes. However, if processes are currently only running due to the existing gap in exception handling, you should recognize this in good time so that you can correct the processes. We therefore recommend that you test your classification processes after you have activated this feature.

Technical Details

Action	Action/Review Required
Type	Changed
Functional Localization	No localization
Scope Item	BLF (Batch Management)
Technical Object Name	Not applicable
Feature Requires Latest Reference Content Version **Note** This table row is only relevant if you use a 3-system landscape. For more information, see Overview of Software and Content Upgrade.	No
Application Component	`LO-BM` (*Batch Management*)
Valid as Of	SAP S/4HANA Cloud Public Edition 2602.2 (HFC8)

Related Information

Batch Classification

15.2 Inventory

15.2.1 Reservations

15.2.1.1 External Output Management for Reservation Documents

Business Details

This feature enables you to use an external output management system to print reservation documents in the *Manage Manual Reservations* app (ID: F4839). You can enable external output management in the **Output Parameter Determination** app by using the output channel `EXTOM` for external output management and by defining output queue settings. If external output management is enabled, the raw data of the output process is sent to the external system, which then takes over the output processing.

Implementation Details

To use an external output management system to print reservation documents, you need to activate the scope item 7DJ (`Integration of External Output Management Solution`), and you need to implement the set-up instructions for this scope item.

You can setup external output management with the following steps:

1. Implement the communication scenario SAP_COM_0881 (Output Management - Output Queue Integration).
2. Define an output queue in the **Manage Output Queues** app. The queue owner is the technical user you have defined for the communication scenario SAP_COM_0881. For more information, see Manage Output Queues.
3. For each output type, you need to perform the following steps in the **Output Parameter Determination** app:
    1. In the **Channel** determination step, use the channel EXTOM (External Output Management).
    2. In the **Output Queue Settings** determination step, assign the output queue you have defined in the second step.
    3. In the **Form Template** determination step, enter EXTOM as the channel for the output type and the assigned form template.

Authorizations

You need to have the *Administrator* user to work in the *Output Parameter Determination* app.

Technical Details

Action	Innovation
Type	New
Functional Localization	No localization
Scope Item	BMC (Core Inventory Management) 7DJ (Integration of External Output Management Solution)
Technical Object Name	**App ID:** `F4839`
Feature Requires Latest Reference Content Version **Note** This table row is only relevant if you use a 3-system landscape. For more information, see Overview of Software and Content Upgrade.	No
Application Component	`MM-FIO-IM-RSV` (*Inventory Management*)

Valid as Of	SAP S/4HANA Cloud Public Edition 2602.2 (HFC8)

Related Information

Printing with an External Output Management System

15.2.1.2 New App: Material Reservation Analysis

Business Details

With this new app, you can analyze reservation data to improve your business processes. It helps you identify trends and patterns, giving you insights for better decision-making. You can filter and sort information to focus on specific details. Additionally, you can create reports tailored to your company's needs. This app is relevant for the user INVENTORY_MANAGER.

Technical Details

Action	Innovation
Type	New
Functional Localization	No localization
Scope Item	BMC (Core Inventory Management)
Technical Object Name	APP ID: `F8923`
Feature Requires Latest Reference Content Version **Note** This table row is only relevant if you use a 3-system landscape. For more information, see Overview of Software and Content Upgrade.	No
Application Component	`MM-FIO-IM-RSV` (*Inventory Management*)
Valid as Of	SAP S/4HANA Cloud Public Edition 2602.2 (HFC8)

Related Information

Material Reservation Analysis

15.2.2 Inventory Analytics and Control

15.2.2.1 Material Documents Overview

Business Details

For this app, you can now do the following:

- To enhance transparency, the list now features color-coded quantities and values.

With the *Material Documents Overview* app, you can display a list of material document items and display the material document details of a selected material document item.

Technical Details

Action	Innovation
Type	Changed
Functional Localization	No localization
Scope Item	BMC (Core Inventory Management)
Technical Object Name	App ID: `F1077`
Feature Requires Latest Reference Content Version **Note** This table row is only relevant if you use a 3-system landscape. For more information, see Overview of Software and Content Upgrade.	No
Application Component	`MM-FIO-IM-SGM` (*Fiori UI for Stock and Goods Movements*)
Valid as Of	SAP S/4HANA Cloud Public Edition 2602.2 (HFC8)

Related Information

Material Documents Overview

15.2.3 Decimal Quantity Support in Barcode Scanning

Business Details

You can now scan quantities with decimal values from composite barcodes in *Transfer Stock – In-Plant* (`F1061`) and *Manage Stock* (`F1062`). For example, the system supports GS1 Application Identifiers 31xx for weight in kilograms. You can also use the `mmim_barcode_parse` class to parse composite barcodes for a given barcode setting ID. You can call this class from Business Add-ins (BAdIs) or from the embedded ABAP environment (ABAP Cloud) in SAP S/4HANA Cloud Public Edition.

Technical Details

Action	Innovation
Type	Changed
Functional Localization	No localization
Scope Item	BMC (Core Inventory Management)
Technical Object Name	App ID: `F1062`; `F1061` Composite Barcode Class: `mmim_barcode_parse`
Feature Requires Latest Reference Content Version **Note** This table row is only relevant if you use a 3-system landscape. For more information, see Overview of Software and Content Upgrade.	No
Application Component	`MM-IM-GF` (*Materials Management - Inventory Management - General Functions*)
Valid as Of	SAP S/4HANA Cloud Public Edition 2602.2 (HFC8)

Related Information

Scanning Configuration for Composite Barcode: Example

15.3 Warehousing

15.3.1 Warehouse Management

15.3.1.1 Enablement of Advanced Intercompany Sales with Warehouse Outbound Processing

Business Details

This feature enables you to integrate advanced intercompany sales process with Transportation Management (TM) in combination with the outbound delivery processing in Warehouse Management. This supports the scope item *Advanced Intercompany Sales* (5D2) with scope item *Warehouse Outbound Processing* (3BS).

In the advanced intercompany sales process, you can now begin the outbound process by creating an intercompany sales order, triggering the creation of freight units in TM. You can then create an outbound delivery based on the intercompany sales order and process the corresponding outbound delivery order in Warehouse Management.

Technical Details

Action	Innovation
Type	New
Functional Localization	No localization
Scope Item	6W1 (External Transportation Planning) 6W2 (Manual Transportation Planning) 6W3 (Transportation Execution) 6W4 (Freight Settlement) 5D2 (Advanced Intercompany Sales) 3BS (Warehouse Outbound Processing)
Technical Object Name	Not applicable

Feature Requires Latest Reference Content Version	No

> **Note**
>
> This table row is only relevant if you use a 3-system landscape. For more information, see Overview of Software and Content Upgrade.

Application Component	`TM-INT-LI` (*Logistics Integration – General*) `SCM-EWM-DLP` (*Delivery Processing*)
Valid as Of	SAP S/4HANA Cloud Public Edition 2602.2 (HFC8)

Related Information

Integration of Advanced Intercompany Sales Outbound Process

15.3.1.2 Enablement of Advanced Intercompany Stock Transfer with Warehouse Outbound Processing

Business Details

This feature enables you to integrate the advanced intercompany stock transfer process with Transportation Management (TM) in combination with outbound delivery processing in Warehouse Management. This supports the scope item *Advanced Intercompany Stock Transfer* (5HP) with scope item *Warehouse Outbound Processing* (3BS).

In the advanced intercompany stock transfer process, you can now begin the outbound process by creating an intercompany purchase order in Purchasing, triggering the creation of freight units in TM. You can then create an outbound delivery based on the intercompany purchase order and process the corresponding outbound delivery order in Warehouse Management.

> **Note**
>
> This process is not supported by *Warehouse Inbound Processing* (3BR).

Technical Details

Action	Innovation
Type	New
Functional Localization	No localization
Scope Item	6W1 (External Transportation Planning) 6W2 (Manual Transportation Planning) 6W3 (Transportation Execution) 6W4 (Freight Settlement) 5HP (Advanced Intercompany Stock Transfer) 3BS (Warehouse Outbound Processing)
Technical Object Name	Not applicable
Feature Requires Latest Reference Content Version **Note** This table row is only relevant if you use a 3-system landscape. For more information, see Overview of Software and Content Upgrade.	No
Application Component	`TM-INT-LI` (*Logistics Integration – General*) `SCM-EWM-DLP` (*Delivery Processing*)
Valid as Of	SAP S/4HANA Cloud Public Edition 2602.2 (HFC8)

Related Information

Integration of Advanced Intercompany Stock Transfer

15.4 Delivery and Transportation

15.4.1 Transportation Management (TM)

15.4.1.1 Enablement of Advanced Intercompany Sales with Warehouse Outbound Processing

Business Details

This feature enables you to integrate advanced intercompany sales process with Transportation Management (TM) in combination with the outbound delivery processing in Warehouse Management. This supports the scope item *Advanced Intercompany Sales* (5D2) with scope item *Warehouse Outbound Processing* (3BS).

In the advanced intercompany sales process, you can now begin the outbound process by creating an intercompany sales order, triggering the creation of freight units in TM. You can then create an outbound delivery based on the intercompany sales order and process the corresponding outbound delivery order in Warehouse Management.

Technical Details

Action	Innovation
Type	New
Functional Localization	No localization
Scope Item	6W1 (External Transportation Planning) 6W2 (Manual Transportation Planning) 6W3 (Transportation Execution) 6W4 (Freight Settlement) 5D2 (Advanced Intercompany Sales) 3BS (Warehouse Outbound Processing)
Technical Object Name	Not applicable

Feature Requires Latest Reference Content Version	No

> **Note**
>
> This table row is only relevant if you use a 3-system landscape. For more information, see Overview of Software and Content Upgrade.

Application Component	`TM-INT-LI` (*Logistics Integration – General*) `SCM-EWM-DLP` (*Delivery Processing*)
Valid as Of	SAP S/4HANA Cloud Public Edition 2602.2 (HFC8)

Related Information

Integration of Advanced Intercompany Sales Outbound Process

15.4.1.2 Enablement of Advanced Intercompany Stock Transfer with Warehouse Outbound Processing

Business Details

This feature enables you to integrate the advanced intercompany stock transfer process with Transportation Management (TM) in combination with outbound delivery processing in Warehouse Management. This supports the scope item *Advanced Intercompany Stock Transfer* (5HP) with scope item *Warehouse Outbound Processing* (3BS).

In the advanced intercompany stock transfer process, you can now begin the outbound process by creating an intercompany purchase order in Purchasing, triggering the creation of freight units in TM. You can then create an outbound delivery based on the intercompany purchase order and process the corresponding outbound delivery order in Warehouse Management.

> **Note**
>
> This process is not supported by *Warehouse Inbound Processing* (3BR).

Technical Details

Action	Innovation
Type	New
Functional Localization	No localization
Scope Item	6W1 (External Transportation Planning) 6W2 (Manual Transportation Planning) 6W3 (Transportation Execution) 6W4 (Freight Settlement) 5HP (Advanced Intercompany Stock Transfer) 3BS (Warehouse Outbound Processing)
Technical Object Name	Not applicable
Feature Requires Latest Reference Content Version **Note** This table row is only relevant if you use a 3-system landscape. For more information, see Overview of Software and Content Upgrade.	No
Application Component	`TM-INT-LI` (*Logistics Integration – General*) `SCM-EWM-DLP` (*Delivery Processing*)
Valid as Of	SAP S/4HANA Cloud Public Edition 2602.2 (HFC8)

Related Information

Integration of Advanced Intercompany Stock Transfer

15.5 Country/Region Specifics

For country/region-specific changes, please see Country/Region Specifics [page 148].

16 Industries

16.1 Public Services

16.1.1 Public Sector

16.1.1.1 Public Sector Management

16.1.1.1.1 Integrating project settlements to GL accounts with Public Sector Management

Business Details

You can now use settlements of projects to general ledger accounts in a Public Sector Management environment, where PSM account assignments for fund, grant, and functional area are automatically considered during the settlement process to receiving GL accounts.

How this works:

- Enables general ledger accounts as settlement receivers in a Public Sector Management (PSM) environment.
- Ensures compliance with Public Sector Management requirements.
- PSM account assignments fund, grant and functional area are considered during the settlement to GL accounts.
- If the receiver GL account is of Budget Consumption Type 99 (Expense/Revenue), you need to additionally maintain a cost center in the settlement distribution rule details.

Technical Details

Action	Innovation
Type	Changed
Functional Localization	No localization
Scope Item	BNA (Period-End Closing – Projects) 6YU (Government Budget Management)

Technical Object Name	App ID: F4568 F3767
Feature Requires Latest Reference Content Version **Note** This table row is only relevant if you use a 3-system landscape. For more information, see Overview of Software and Content Upgrade.	No
Application Component	PSM-FM-UP (*Actual Update and Commitment Update*) PSM-FM-UP-CO (*CO Integration*)
Valid as Of	SAP S/4HANA Cloud Public Edition 2602.2 (HFC8)

17 Country/Region Specifics

17.1 Brazil

17.1.1 Cross-Application Functions

17.1.1.1 General Functions

17.1.1.1.1 CT-e Government Entity Classification Enhancement

Business Details

This feature enables you to classify government entity types and operation types in CT-e (Conhecimento de Transporte Eletrônico) documents according to the tax reform requirements. You can now select two new government entity types (Public Consortium and IBS Management Committee) and reference previous electronic fiscal documents when required , and you can also specify the type of operation with the government entity. This ensures compliance with CT-e Technical Note 2025.001 v1.14.

By extending existing domain structures and reusing current fields, this enhancement minimizes implementation impact while aligning CT-e semantics with NF-e and NFS-e documents. The system validates document references automatically, reducing manual effort and the risk of submission errors.

The following table shows the extended domains:

Domain	Added/Changed Values
Government Entity Type (`J_1B_TPENTEGOV`)	Values added: 5 *Public Consortium* 6 *IBS Management Committee*
Type of Operation with Government Entity or Real Estate (`J_1B_TPOPERGOV`)	Value changed: From *Payment with deferred supply* to *Supply with received payment*
Document Reference Type (`J_1B_NF_DOCREFTYP`)	Value added: 3 *Access key of referenced previous electronic fiscal documents*

Implementation Details

This enhancement extends existing domain values for government entity types and operation types in CT-e documents. The system reuses the current `TPOPERGOV` field structure, ensuring consistency across CT-e, NF-e, and NFS-e document types.

Key technical changes:

- Two new government entity types added to domain `J_1B_TPENTEGOV` (values 5 and 6).
- Government operation type description corrected in domain `J_1B_TPOPERGOV` (value 3).
- New document reference type added to `J_1BNF_DOCREF` (type 3) for referencing previous electronic fiscal documents.
- Validation logic updated in `J_1BNF_DOCREF_CHECKER~VALIDATE_RANDOM_NUMBER` to support the new reference type.

Technical Details

Action	Innovation
Type	New
Functional Localization	No localization
Scope Item	`4GH` (*Acquisition of Freight Invoices*) `BMK` (*Return to Supplier*) `1J5` (*Invoice, Taxes and Complementary Postings*)
Technical Object Name	Tables: `J_1BNFDOC`, `J_1BNF_DOCREF` Domains: `J_1B_TPOPERGOV`, `J_1BNF_DOCREFTYP` Transaction: `J1BNFE`
Feature Requires Latest Reference Content Version **Note** This table row is only relevant if you use a 3-system landscape. For more information, see Overview of Software and Content Upgrade.	No
Application Component	`FI-LOC-LO-BR` (*Logistics for Brazil*)
Valid as Of	SAP S/4HANA Cloud Public Edition 2602.2 (HFC8)

17.1.1.1.2 Import Tax With 4 Decimal Places

Business Details

With this feature you can manually enter import tax rates with up to 4 decimal places when creating Nota Fiscal documents in Materials Management, ensuring compliance with Brazilian Complementary Law No. 224/2025.

The feature is specifically designed for the manual Nota Fiscal creation workflow. You can directly enter and modify import tax rates with enhanced precision through the *Tax Rate 4 Decimal Places* (`J_1BNFSTX-RATE4DEC`) field.

Examples of the User Interface

When creating a manual Nota Fiscal in *Create Nota Fiscal – Brazil* (`J1B1N`) app:

1. Enter as an *Import Tax* (tax group II) as the tax type.
2. The *Tax Rate 4 Decimal Places* field becomes available for input.
3. Enter the import tax rate with up to 4 decimal places (e.g., 0.1234).
4. The system validates and stores the rate.

Technical Details

Action	Information
Type	Changed
Functional Localization	Localized for Brazil
Scope Item	1J5 (*Invoice, Taxes and Complementary Postings*)
Technical Object Name	App: `J1B1N`
Feature Requires Latest Reference Content Version **Note** This table row is only relevant if you use a 3-system landscape. For more information, see Overview of Software and Content Upgrade.	No
Application Component	`FI-LOC-MM-BR` (*Materials Management for Brazil*)
Valid as Of	SAP S/4HANA Cloud Public Edition 2602.2 (HFC8)

17.1.1.1.3 Four-Decimal Tax Rate Mapping

Business Details

With this feature, you can use tax rates (IPI, PIS, and COFINS) with up to four decimal places in Subcontracting and Stock Transport Order (STO) scenarios in Materials Management.

In these scenarios, the system maps the tax rates to the *RATE4DEC* (`J_1BTXRATE4DEC`) field in table *Nota Fiscal Tax per Item* (`J_1BNFSTX`).

This allows you to handle tax rates with four decimal places processes to comply with Brazilian Complementary Law No. 224/2025.

Technical Details

Action	Information
Type	Changed
Functional Localization	Localized for Brazil
Scope Item	BME, BMY
Technical Object Name	App: `J1B1N`
Feature Requires Latest Reference Content Version	No
Application Component	`FI-LOC-MM-BR`
Valid as Of	SAP S/4HANA Cloud Public Edition 2602.2 (HFC9)

17.1.1.1.4 Document and Reporting Compliance

17.1.1.1.4.1 ICMS Fields for Outbound XML File

Business Details

Your SAP system now maps ICMS exemption fields for the *ICMS Deferment* (`ICMS90`) and *ICMS Part* (`ICMSPart`) groups to meet legal requirements (NF-e Technical Note 2022.002 v1.30) for electronic documents.

Your system maps the following fields for the *ICMS Deferment* group:

- *State Fiscal Benefit Code ICMS Deferral with Base Reduction* (`cBenefRBC`)

- *Value of Operation of ICMS* (`vICMSOP`)
- *Percentage of Deferral* (`pDif`)
- *Value of Deferment ICMS* (`vICMSDif`)
- *FCP Deferral Percentage* (`pFCPDif`)
- *Deferred FCP Amount* (`vFCPDif`)
- *Due ICMS Value Related to Fundo de Combate à Pobreza (FCP)* (`VFCPEfet`)

Your system maps the following fields for the *ICMS Part* group:

- *Exemption Value of ICMS* (`vICMSDeson`)
- *ICMS Exemption Reason* (`motDesICMS`)
- *Exempted ICMS Value Deduction From the Nota Fiscal Total* (`indDeduzDeson`)

Implementation Details

Authorizations

You use SAP Document and Reporting Compliance, cloud edition or SAP Document and Reporting Compliance, outbound invoicing option for Brazil.

Effects on Existing Data

The system only maps those fields in the XML file if the corresponding fields are filled in your system.

Technical Details

Action	Information
Type	New
Functional Localization	Localized for Brazil
Scope Item	2RP (*Electronic Documents*)
Technical Object Name	Not applicable
Feature Requires Latest Reference Content Version	No

> **Note**
>
> This table row is only relevant if you use a 3-system landscape. For more information, see Overview of Software and Content Upgrade.

Application Component	`LOD-LH-NFE` (*SAP Document and Reporting Compliance, Outbound Nota Fiscal*)
Valid as Of	SAP S/4HANA Cloud Public Edition 2602.2 (HFC8)

Related Information

Outbound Documents

17.2 Chile

17.2.1 General Functions

17.2.1.1 Document and Reporting Compliance

17.2.1.1.1 Shipping Details for DTE Sales Documents and Delivery Notes

Business Details

Chilean DTE (Documentos Tributarios Electrónicos) sales documents and delivery notes can be enriched with new shipping details. A new standard XML (Extensible Markup Language) mapping logic was developed for the `Transport` XML group tag and includes the `Patente`, `RUTTrans`, `FchSalida`, `HraSalida`, `FchLlegada`, and `Chofer`, which includes the additional `RUTChofer` and `NombreChofer` XML tags. This new logic uses the values available in the new *Transport Function Code Link to Partner Function* (`HI_DTE_TRS_MODE_CODE`) value mapping configuration. Additionally, the `PatenteCarro`XML tag is available in the proxy. You fill it using the *Electronic Document Processing Adaptor* (`EDOC_ADAPTOR_CLOUD`).

You use the value mapping configuration to establish the relationship between transport mode code and partner function. This determines whether the business partner information relates to a transportation company or truck driver when informing transport details to the Chilean tax authority.

Implementation Details

To set the value mapping configuration, make sure you have the same minimum authorization as delivered with the *Configuration Expert - Business Network Integration* (`SAP_BR_CONF_EXPERT_BUS_NET_INT`) business role template. Proceed with the following steps:

1. Go to the *Configure Value Mapping* app.
2. Enter the **`/EDOCL`** namespace and the `HI_DTE_TRS_MODE_CODE` value mapping. Choose *Run*.
3. Map specific values to the document types. Configure the value mapping as follows:

> **Example**
>
> - *Transport Function Code*: Enter the transport mode code for a transportation company (**`01`**) or truck driver (**`02`**).
> - *Partner Function*: Enter the partner function indicator value.
>
> | Index | Transport Function Code | Partner Function |
> |---|---|---|
> | 1 | 01 | SP |
> | 2 | 02 | AP |

4. Save your entries.

Technical Details

Action	Action/Review Required
Type	New
Functional Localization	Localized for Chile
Scope Item	5XU (Document and Reporting Compliance)
Technical Object Name	`Not applicable`
Feature Requires Latest Reference Content Version **Note** This table row is only relevant if you use a 3-system landscape. For more information, see Overview of Software and Content Upgrade.	No
Application Component	`CA-GTF-CSC-EDO-CL` (*Document Compliance Chile*)
Valid as Of	SAP S/4HANA Cloud Public Edition 2602.2 (HFC8)

17.3 Croatia

17.3.1 General Functions

17.3.1.1 Document and Reporting Compliance

17.3.1.1.1 Display PDF Action for E-Invoicing Croatia

Business Details

With this release, you can use the *Display PDF* option in the *eDocument Cockpit* to view electronic invoices in PDF form.

The option is now available for the Electronic Customer Invoices (B2B) and Electronic Supplier Invoices processes.

Technical Details

Action	Innovation
Type	New
Functional Localization	Localized for Croatia
Scope Item	1EZ - Credit Memo Processing 1F1 - Debit Memo Processing 2EQ - Sale of Services 5XU - Document and Reporting Compliance BD9 - Sell from Stock BDQ - Invoice Correction Process with Debit Memo BKL - Invoice Correction Process with Credit Memo J59 - Accounts Receivable J60 - Accounts Payable
Technical Object Name	`EDOC_COCKPIT`

Feature Requires Latest Reference Content Version	No

> **Note**
>
> This table row is only relevant if you use a 3-system landscape. For more information, see Overview of Software and Content Upgrade.

Application Component	`CA-GTF-CSC-EDO-HR` (*Document Compliance Croatia*)
Valid as Of	SAP S/4HANA Cloud Public Edition 2602.2 (HFC8)

17.3.1.1.2 Value Mapping for ePayment Method Code

Business Details

From this release, you can use a new value mapping to link payment means codes to journal entry types to comply with the Croatian tax authorities.

This feature is available in *Electronic Customer Payment* process in `EDOC_COCKPIT`.

Implementation Details

Configuration

You can configure value mapping *Assign ePayment Method to Accounting Document Type*(`ACCNTDOCTYPE_PAYMETH`) to meet your business needs better.

Technical Details

Action	Action/Review Required
Type	New
Functional Localization	Localized for Croatia.
Scope Item	J59 (Accounts Receivable)
Technical Object Name	App ID: `EDOC_COCKPIT`

Feature Requires Latest Reference Content Version	No

> **Note**
>
> This table row is only relevant if you use a 3-system landscape. For more information, see Overview of Software and Content Upgrade.

Application Component	`CA-GTF-CSC-EDO-HR` (*Document Compliance Croatia*)
Valid as Of	SAP S/4HANA Cloud Public Edition 2602.2 (HFC8)

17.4 France

17.4.1 General Functions

17.4.1.1 Document and Reporting Compliance

17.4.1.1.1 Electronic Invoicing and Reporting via Approved Platform

Business Details

With this feature, you can send and receive electronic documents via the approved platform (plateforme agréée, PA). You can also generate invoice and payment lists that enable you to transmit transaction and payment data to the authorities via the PA.

SAP is officially recognized as an approved platform (PA). The functions of the PA are provided by SAP Document and Reporting Compliance, cloud edition, which handles communication with the Public Invoicing Portal (Portail Public de Facturation, PPF) and the approved platforms of your customers and suppliers. This integration enables end-to-end digital compliance for companies operating in France, with secure and compliant exchange of structured e-invoices and automated transmission of transaction and payment data to the French tax authorities.

For *electronic invoicing*, the following new processes are available in the *eDocument Cockpit* for B2B domestic transactions:

- *Domestic Customer Invoice*
- *Domestic Supplier Invoice*

The following source document types are supported for invoices and credit memos:

- *Domestic Customer Invoice*:
  - Billing documents (`SD_INVOICE`)

    - Accounting documents (`FI_INVOICE`)
- *Domestic Supplier Invoice*:
    - Incoming source files (`SRC_FILE`)

You can display the PDF of the electronic document in English or French. For *Domestic Customer Invoice*, the PDF is automatically displayed according to the logon language. For *Domestic Supplier Invoice*, the document is displayed in French. In this case, you can go to the history for the electronic document to open the English version.

For *electronic reporting*, the following new processes are available in the *Manage Electronic Documents* app:

- *Source for Invoice Reporting*
- *Source for Payment Reporting*

These processes prepare the data for the following new statutory reports in the *Run Statutory Reports* app:

- *France Invoice List*
- *France Payment List*

Implementation Details

For information about integrating with SAP Document and Reporting Compliance, cloud edition, see Integrating All Other Processes and Countries/Regions with SAP S/4HANA Cloud Public Edition.

If you need to create a customer case regarding this feature, use the following components:

- For e-invoicing: `CA-GTF-CSC-EDO-FR` (*France Electronic Invoicing*)
- For e-reporting: `CA-GTF-CSC-EDO-FR-RE` (*France Electronic Reporting*)

Configuration

You make settings for e-invoicing and e-reporting in the following new configuration activities:

- *Electronic invoicing*:
    - *Determine Process Type for Sales Area of Billing Document* (ID: 107159)
    - *Determine Process Type and Invoice Attributes for Accounting Document Type* (ID: 107158)
    - *Activate Reason Codes for Supplier Invoice Actions* (ID: 107322)

  In addition, you perform central mapping using the following new configuration activities:
    - *Map Payment Methods to External Values* (ID: 107239)
    - *Map Invoice Types to External Values* (ID: 107240)
    - *Map Sales Organization to Customer Partner Functions* (ID: 107241)
- *Electronic reporting*:
    - *Map Source Document Types* (ID: 107234)

The following new activity is relevant for both e-invoicing and e-reporting: *Maintain Additional Attributes for Tax Codes* (ID: 107164).

You also make selected general settings for France. For more information, see the configuration section for the relevant process or report in the product assistance that is linked under *Related Links*.

Technical Details

Action	Information
Type	New
Functional Localization	Localized for France
Scope Item	5XU (Document and Reporting Compliance) 78L (SAP Document and Reporting Compliance, Cloud Edition Integration)
Technical Object Name	App ID: `F4306` App ID: `F1515` App ID: `EDOC_COCKPIT`
Feature Requires Latest Reference Content Version **Note** This table row is only relevant if you use a 3-system landscape. For more information, see Overview of Software and Content Upgrade.	Yes
Application Component	`CA-GTF-CSC-EDO-FR` (*France Electronic Invoicing*)
Valid as Of	SAP S/4HANA Cloud Public Edition 2602.2 (HFC8)

Related Information

Electronic Invoicing and Electronic Reporting via Approved Platform

17.5 India

17.5.1 General Functions

17.5.1.1 Document and Reporting Compliance

17.5.1.1.1 New India Withholding Tax Law Section

Business Details

Introduction of a new withholding tax law section mandated by recent Indian legal regulations ensures compliance with updated tax requirements and helps organizations accurately calculate and report withholding taxes according to the latest Indian tax legislation.

Technical Details

Action	Action/Review Required
Type	New
Functional Localization	Localized for India
Scope Item	1J2
Technical Object Name	App ID: `F1515`
Feature Requires Latest Reference Content Version **Note** This table row is only relevant if you use a 3-system landscape. For more information, see Overview of Software and Content Upgrade.	No
Application Component	`FI-LOC-FI-IN-WHT`
Valid as Of	SAP S/4HANA Cloud Public Edition 2602.2 (HFC8)

17.6 Indonesia

17.6.1 General Functions

17.6.1.1 Document and Reporting Compliance

17.6.1.1.1 Multiple Document Type Mapping for Indonesian Tax Reports

Business Details

Enhanced configuration flexibility for Indonesian BPPU and BPNR Withholding Tax XML reports allows customers to map multiple accounting document types (such as KR, KZ, or custom types) to specific document descriptions ("Tax Invoice," "Payment Proof," or "Commercial Invoice") that appear in the XML output's Document field, ensuring compliance with varying business requirements.

Technical Details

Action	Action/Review Required
Type	New
Functional Localization	Localized for Indonesia
Scope Item	1J2
Technical Object Name	App ID: `F1515`
Feature Requires Latest Reference Content Version **Note** This table row is only relevant if you use a 3-system landscape. For more information, see Overview of Software and Content Upgrade.	No
Application Component	`FI-AP-AP-Q1`
Valid as Of	SAP S/4HANA Cloud Public Edition 2602.2 (HFC8)

17.7 Italy

17.7.1 General Functions

17.7.1.1 Document and Reporting Compliance

17.7.1.1.1 Generating and Managing PDF Documents for VAT Registers and VAT Summary

Business Details

This feature provides the new *VAT Registers*, *VAT Summary*, *VAT Registers for Late Invoices*, and *VAT Summary for Late Invoices* reports in the *Run Statutory Reports* app. These reports let you generate and store PDF documents for your VAT registers and summaries which you can provide later to the Italian authorities upon request.

With each report, you can run different reporting activities to generate the relevant VAT registers and summaries, such as the Domestic Input Tax Register, the Domestic Output Tax Register, and the associated VAT summaries. Details about the available VAT registers and summaries are provided in the associated report documentation. If you choose to use these reports, the amount displayed in the *Progressive Credit Balance* column from the *VAT Declaration* report is derived from the VAT summary data. You can also opt to still use the current *Advance Return for Tax on Sales/Purchases* report . In that case, the process remains unchanged.

> ⓘ Note
>
> Running these reports has a direct impact on the data collected in your VAT declaration, make sure to run them in this sequence:
>
> 1. *VAT Registers*
> 2. *VAT Summary*
> 3. *VAT Declaration*

The *VAT Registers for Late Invoices* and *VAT Summary for Late Invoices* reports can be run on an ad hoc basis.

Implementation Details

Configuration

To complete the configuration steps for these reports, open the *Setting Up Your Statutory Reporting* (ID: 101071) activity and follow the guidelines in the associated report documentation.

> ⓘ Note
>
> This feature is not automatically active in your system and requires that you activate the *S4HC_GLO_FIN_IT_VAT_REGISTER_2025* feature (`GLO_FIN_IT_VAT_REGISTER_2025`) in the *Activate Features* configuration activity.

Technical Details

Action	Innovation
Type	New
Functional Localization	Localized for Italy
Scope Item	1J2 Compliance Formats – Support Preparation
Technical Object Name	App ID: `F1515`
Feature Requires Latest Reference Content Version **Note** This table row is only relevant if you use a 3-system landscape. For more information, see Overview of Software and Content Upgrade.	No
Application Component	`FI-LOC-FI-IT` (*Financials Italy*)
Valid as Of	SAP S/4HANA Cloud Public Edition 2602.2 (HFC8)

Related Information

VAT Registers
VAT Registers for Late Invoices
VAT Summary
VAT Summary for Late Invoices

17.8 Japan

17.8.1 Finance

17.8.1.1 Manage Supplier Invoice Summary - Japan

Business Details

With this app, you can create and cancel supplier invoice summaries. In addition, you can also enable automatic posting for tax rounding.

Implementation Details

This feature will not automatically be active in your system. If you are interested in testing this feature, contact SAP to request the activation of the feature *Japan: Supplier Invoice Summary* (`FT_JP_SUPLRINVCSUM`).

Technical Details

Action	Action/Review Required
Type	New
Functional Localization	Localized for Japan
Scope Item	J60 Accounts Payable
Technical Object Name	App ID: `F8963`
Feature Requires Latest Reference Content Version **Note** This table row is only relevant if you use a 3-system landscape. For more information, see Overview of Software and Content Upgrade.	No
Application Component	`FI-LOC-FI-JP-IVS` (*Japan Invoice Summary*)
Valid as Of	SAP S/4HANA Cloud Public Edition 2602.2 (HFC8)

Related Information

Manage Supplier Invoice Summary - Japan

17.9 Mexico

17.9.1 General Functions

17.9.1.1 Document and Reporting Compliance

17.9.1.1.1 Definition of Business and Transaction Types for Suppliers in DIOT Report, Format with 54 Fields

Business Details

This feature enables you to define the business and transaction types for your suppliers within the *Mexico DIOT Report*, as required by the Mexican tax authority, SAT (Servicio de Administración Tributaria). You generate this report in the *Run Statutory Reports* app.

Until now, the report did not consider the type of business information stored in the Business Partner, and transaction types were not available for configuration in the 54-fields version of the report. You can now use the *Define Type of Business* (ID: `103052`) configuration activity to define the type of business, and the *Define Transaction Types for Vendors* (ID: `105629`) configuration activity to define transaction types for your suppliers. In this configuration activity, for each transaction type, you assign a grouping version.

To continue generating accurate results after this update, you need to review and update your existing configuration accordingly. For more details, refer to the *Implementation Details* section below.

Implementation Details

This feature will not automatically be available in your system but requires that you activate the feature *Mexico: Enablement of Tax Codes Reuse for DIOT Report* (FIMXDIOT_TAXCODES_REUSE) in the configuration activity *Activate Features*.

For more information, see Activate Features.

Configuration

To define types of business for your suppliers for the Mexico DIOT report, proceed as follows:

1. In your configuration environment, use the search function to open the *Define Type of Business* (ID: `103052`) configuration activity.
2. Enter the type of business values that you use to classify suppliers. These values can be adjusted according to your operational or reporting needs.
3. Save your changes.

To define the transaction types that can be assigned to suppliers for the Mexico DIOT report, proceed as follows:

1. In your configuration environment, use the search function to open the *Define Transaction Types for Vendors* (ID: `105629`) configuration activity.

2. Specify the transaction type values, the grouping versions, and the type of business. Use the table below as a template when maintaining your entries.

> **Example**
>
> Maintaining Transaction Types, Type of Business, and Grouping Versions

Transaction Type	Type of Business (Order Type)	Grouping Version	Description
02	11	0402	Domestic
03	12	0403	Domestic
06	13	0406	Domestic
08	14	0408	Domestic
85	15	0585	Foreign
02	15	0502	Foreign
03	22	0503	Foreign
07	23	0507	Foreign

3. Save your changes.

Effects on Existing Data

To ensure correct reporting in the DIOT output file, you need to maintain the same business type that you've configured for your supplier in the *Define Transaction Types for Vendors* configuration activity. To do this, proceed as follows:

1. In the *Maintain Business Partner* app, search for the supplier that you want to edit and open it.
2. Choose the *FLVN00 Supplier (Fin. Accounting)* role.
3. Under *Vendor: Tax Data*, in *Type of Business*, maintain the same business type that you've configured for your supplier in the *Define Transaction Types for Vendors* configuration activity.
4. Save your entries.

Technical Details

Action	Action/Review Required
Type	Changed
Functional Localization	Localized for Mexico
Scope Item	5XU (Document and Reporting Compliance)
Technical Object Name	App ID: `F1515_MX_2`

Feature Requires Latest Reference Content Version	Yes

> **Note**
>
> This table row is only relevant if you use a 3-system landscape. For more information, see Overview of Software and Content Upgrade.

Application Component	`FI-LOC-FI-MX-ACR` (*Statutory Reporting*)
Valid as Of	SAP S/4HANA Cloud Public Edition 2602.2 (HFC8)

17.10 Poland

17.10.1 General Functions

17.10.1.1 Document and Reporting Compliance

17.10.1.1.1 KSeF Requirements for Poland VAT Return

Business Details

This feature enables you to include the KSeF Reference Number and the Long Invoice Number (maintained in the ODN framework) in the form of new columns on the Poland VAT Return report. The KSeF Reference Number is used to track invoices processed through the National E-Invoicing System (KSeF) in Poland and can be found in the *Preview* section of the report.

Technical Details

Action	Information
Type	New
Functional Localization	Localized for Poland
Scope Item	Not applicable
Technical Object Name	Not applicable

Feature Requires Latest Reference Content Version	No

> **Note**
>
> This table row is only relevant if you use a 3-system landscape. For more information, see Overview of Software and Content Upgrade.

Application Component	`FI-LOC-FI-PL` (*Financials Poland*)
Valid as Of	SAP S/4HANA Cloud Public Edition 2602.2 (HFC8)

17.11 Portugal

17.11.1 Finance

17.11.1.1 New App: Manage Payment Receipts - Portugal

Business Details

With the new *Manage Payment Receipts* app, you can create and print payment receipts (payment receipt type: `RP Receipt`) from payment documents as an accounts receivable accountant.

You can create and print payment receipts in the PDF file format using the provided form template `F140_PAYTRCPT_PT_RG`.

For more information about the form-relevant configuration, see Configuring the Output for Payment Receipts and Configuring Your Own Form Template.

Implementation Details

Authorizations

To enable users to access this app, the business users must be assigned business catalog *Accounts Receivable - Payment Receipts for Portugal* (`SAP_FIN_BC_AR_PAYTRCPT_PT_PC`).

Configuration

The following configuration activities have been enabled in your configuration environment.

- *Define Internal Number Ranges for Payment Receipts* (ID: 103389)
- *Define Payment Receipt Types* (ID: 103387)

For more information about the configuration, see Configurations for Payment Receipts.

Technical Details

Action	Action/Review Required
Type	New
Functional Localization	Localized for Portugal
Scope Item	J59 (Accounts Receivable)
Technical Object Name	App ID: `F9240`
Feature Requires Latest Reference Content Version **Note** This table row is only relevant if you use a 3-system landscape. For more information, see Overview of Software and Content Upgrade.	No
Application Component	`FI-LOC-PR` (*Payment Receipt*)
Valid as Of	SAP S/4HANA Cloud Public Edition 2602.2 (HFC8)

Related Information

Payment Receipts

17.12 Russia

17.12.1 Finance

17.12.1.1 Financial Operations

17.12.1.1.1 Updates to Tax Invoice and Universal Transfer Document Printing Forms (April 2026)

Business Details

This feature enables you to create and print tax invoices, universal transfer documents, corrective tax invoices, and corrective universal transfer documents in an updated format, in accordance with new Russian legal requirements. The changes are expected to take effect on April 1, 2026.

This update impacts the following PDF forms:

- FI_INVOICE_2021_RU
- FI_INVOICE_RNPT_RU
- FI_CORRINV_2021_RU
- FI_UCD_2021_RU
- FI_UCD_2021_RU
- FI_UCD_PRIM_2021_RU
- FI_UTD_2021_RU
- FI_UTD_PRIM_2021_RU
- SDBIL_CORRINV_2021_RU
- SDBIL_CORRINV_RNPT_RU
- SDBIL_INVOICE_2021_RU
- SDBIL_INVOICE_RNPT_RU
- SDBIL_UCD_2021_RU
- SDBIL_UCD_RNPT_RU
- SDBIL_UCD_PRIM_2021_RU
- SDBIL_UTD_2021_RU
- SDBIL_UTD_RNPT_RU
- SDBIL_UTD_PRIM_2021_RU
- SDEL_UTD_PRIM_2021_RU

Technical Details

Action	Action/Review Required
Type	Changed
Functional Localization	Localized for Russia
Scope Item	1J2 (Compliance Formats - Support Preparation) J59 (Accounts Receivable) J60 (Accounts Payable)

Technical Object Name	App ID:
	`VF02`
	`F0744A`

Feature Requires Latest Reference Content Version **Note** This table row is only relevant if you use a 3-system landscape. For more information, see Overview of Software and Content Upgrade.	No
Application Component	`FI-LOC-FI-RU` (*Financials Russia*)
Valid as Of	SAP S/4HANA Cloud Public Edition 2602.2 (HFC8)

Related Information

Create Correspondence
Change Billing Documents

17.13 Turkey

17.13.1 General Functions

17.13.1.1 Document and Reporting Compliance

17.14 Functions Relevant for Several Countries/Regions

17.14.1 General Functions

17.14.1.1 Official Document Numbering for Settlement Management in Sales

Business Details

With this release, the Official Document Numbering (ODN) Framework has been enhanced. You can now manage effectively user-input, and system-generated ODN for settlement management.

Implementation Details

Configuration

To define the ODN type and its behavior for specific business objects, you must maintain the relevant settings in your configuration environment. For information see Configuring Official Document Numbers

Technical Details

Action	Action/Review Required
Type	New
Functional Localization	No localization
Scope Item	1B6
Technical Object Name	N/A

Feature Requires Latest Reference Content Version	No

> **Note**
>
> This table row is only relevant if you use a 3-system landscape. For more information, see Overview of Software and Content Upgrade.

Application Component	`FI-LOC-ODN` (*Official Document Numbering Framework*)
Valid as Of	SAP S/4HANA Cloud Public Edition 2602.2 (HFC8)

Related Information

Settlement Management in Sales

17.14.1.2 Document and Reporting Compliance

17.14.1.2.1 Manage External Tax Items

Business Details

Manage External Tax Items is a reporting activity that integrates external documents into SAP S/4HANA reports, enhancing the efficiency of statutory reporting. This feature is beneficial for users looking to simplify compliance processes by consolidating various documents from other non SAP source system into a single reporting framework.

Implementation Details

This feature will not automatically be available in your system but requires that you activate the feature *External Tax Items - Generic VAT adaption* (GLO_FIN_GEN_VAT_EXTERNAL_ITEM) in the configuration activity *Activate Features*. Once the toggle is activated, users must update the reporting tasks to access the new activity. For instructions on updating the reporting tasks, refer to Update Reporting Tasks.

For more information, see Activate Features.

Authorizations

This activity is available for countries/regions with a valid and active license; certain features may require an additional license. For further details, please contact your SAP Account Executive.

Technical Details

Action	Innovation
Type	New
Functional Localization	No localization
Scope Item	5XU, 1J2
Technical Object Name	App ID: `F8927`
Feature Requires Latest Reference Content Version **Note** This table row is only relevant if you use a 3-system landscape. For more information, see Overview of Software and Content Upgrade.	No
Application Component	`FI-AP-AP-Q1`
Valid as Of	SAP S/4HANA Cloud Public Edition 2602.2 (HFC8)

Related Information

Manage External Tax Items

17.14.1.2.2 Updates in Statutory Reporting Apps

Business Details

The following updates have been made to the *Run Statutory Reports* and *Define Statutory Reports* apps:

- **Report Reconciliation**
  Using **Report Reconciliation**, you can reconcile statutory reports generated in the *Run Statutory Reports* app with draft reports prepared by tax authorities. You can retrieve draft reports from tax authorities, compare and reconcile them with the reports generated in the app, acknowledge the draft report, and submit or accept the reconciled version directly within the reporting activity. This helps you review and resolve differences before submission. For more information, refer to Report Reconciliation.
- **Schedule Mass Action for Report Run**
  Schedule Mass Action enables you to now also automate the updation of submission statuses and trigger workflow approvals of multiple report runs simultaneously and set them to recur at desired intervals. For more information, refer to Schedule Mass Action.

Technical Details

Action	Innovation
Type	Changed
Functional Localization	No localization
Scope Item	5XU 1J2
Technical Object Name	App ID:`F1515` and App ID: `F2131`
Feature Requires Latest Reference Content Version **Note** This table row is only relevant if you use a 3-system landscape. For more information, see Overview of Software and Content Upgrade.	No
Application Component	`FI-LOC-SRF-RUN` (*Run Statutory Reports*) `FI-LOC-SRF-DEF` (*Define Statutory Reports*)
Valid as Of	SAP S/4HANA Cloud Public Edition 2602.2 (HFC8)

17.14.1.2.3 Reporting Activity "Manage Electronic Documents"

Business Details

A new *Manage Electronic Documents* reporting activity is now available. It allows a G/L accountant to move electronic documents between reporting periods by changing their tax reporting dates.

For more information, see Manage Electronic Documents.

Technical Details

Action	Action/Review Required
Type	New

Functional Localization	No localization
Scope Item	5XU (Document and Reporting Compliance)
Technical Object Name	App ID: `F4306`
Feature Requires Latest Reference Content Version **Note** This table row is only relevant if you use a 3-system landscape. For more information, see Overview of Software and Content Upgrade.	No
Application Component	`CA-GTF-CSC-EDO-DCC` (*Manage Electronic Documents (Fiori App)*)
Valid as Of	SAP S/4HANA Cloud Public Edition 2602.2 (HFC8)

Important Disclaimers and Legal Information

Hyperlinks

Some links are classified by an icon and/or a mouseover text. These links provide additional information.
About the icons:

- Links with the icon : You are entering a Web site that is not hosted by SAP. By using such links, you agree (unless expressly stated otherwise in your agreements with SAP) to this:
  - The content of the linked-to site is not SAP documentation. You may not infer any product claims against SAP based on this information.
  - SAP does not agree or disagree with the content on the linked-to site, nor does SAP warrant the availability and correctness. SAP shall not be liable for any damages caused by the use of such content unless damages have been caused by SAP's gross negligence or willful misconduct.
- Links with the icon : You are leaving the documentation for that particular SAP product or service and are entering an SAP-hosted Web site. By using such links, you agree that (unless expressly stated otherwise in your agreements with SAP) you may not infer any product claims against SAP based on this information.

Videos Hosted on External Platforms

Some videos may point to third-party video hosting platforms. SAP cannot guarantee the future availability of videos stored on these platforms. Furthermore, any advertisements or other content hosted on these platforms (for example, suggested videos or by navigating to other videos hosted on the same site), are not within the control or responsibility of SAP.

Beta and Other Experimental Features

Experimental features are not part of the officially delivered scope that SAP guarantees for future releases. This means that experimental features may be changed by SAP at any time for any reason without notice. Experimental features are not for productive use. You may not demonstrate, test, examine, evaluate or otherwise use the experimental features in a live operating environment or with data that has not been sufficiently backed up.
The purpose of experimental features is to get feedback early on, allowing customers and partners to influence the future product accordingly. By providing your feedback (e.g. in the SAP Community), you accept that intellectual property rights of the contributions or derivative works shall remain the exclusive property of SAP.

Example Code

Any software coding and/or code snippets are examples. They are not for productive use. The example code is only intended to better explain and visualize the syntax and phrasing rules. SAP does not warrant the correctness and completeness of the example code. SAP shall not be liable for errors or damages caused by the use of example code unless damages have been caused by SAP's gross negligence or willful misconduct.

Bias-Free Language

SAP supports a culture of diversity and inclusion. Whenever possible, we use unbiased language in our documentation to refer to people of all cultures, ethnicities, genders, and abilities.

www.sap.com/contactsap

© 2026 SAP SE or an SAP affiliate company. All rights reserved.

No part of this publication may be reproduced or transmitted in any form or for any purpose without the express permission of SAP SE or an SAP affiliate company. The information contained herein may be changed without prior notice.

Some software products marketed by SAP SE and its distributors contain proprietary software components of other software vendors. National product specifications may vary.

These materials are provided by SAP SE or an SAP affiliate company for informational purposes only, without representation or warranty of any kind, and SAP or its affiliated companies shall not be liable for errors or omissions with respect to the materials. The only warranties for SAP or SAP affiliate company products and services are those that are set forth in the express warranty statements accompanying such products and services, if any. Nothing herein should be construed as constituting an additional warranty.

SAP and other SAP products and services mentioned herein as well as their respective logos are trademarks or registered trademarks of SAP SE (or an SAP affiliate company) in Germany and other countries. All other product and service names mentioned are the trademarks of their respective companies.

Please see https://www.sap.com/about/legal/trademark.html for additional trademark information and notices.