

## **Master Guide**

### **– Support Release 3**

# **SAP<sup>®</sup> ERP 6.0**

## **Using SAP NetWeaver<sup>®</sup> 7.0**

### **Target Audience**

This documentation contains overview information on the solution level and very detailed technical information. The target audience consists of the following persons:

- Technology consultants
- System administrators

**Document Version 22.00 – August 26, 2009**

**Material Number 50076317**



© Copyright 2009 SAP AG. All rights reserved.

No part of this publication may be reproduced or transmitted in any form or for any purpose without the express permission of SAP AG. The information contained herein may be changed without prior notice.

Some software products marketed by SAP AG and its distributors contain proprietary software components of other software vendors.

Microsoft, Windows, Outlook, and PowerPoint are registered trademarks of Microsoft Corporation.

IBM, DB2, DB2 Universal Database, OS/2, Parallel Sysplex, MVS/ESA, AIX, S/390, AS/400, OS/390, OS/400, iSeries, pSeries, xSeries, zSeries, z/OS, AFP, Intelligent Miner, WebSphere, Netfinity, Tivoli, and Informix are trademarks or registered trademarks of IBM Corporation in the United States and/or other countries.

Oracle is a registered trademark of Oracle Corporation.

UNIX, X/Open, OSF/1, and Motif are registered trademarks of the Open Group.

Citrix, ICA, Program Neighborhood, MetaFrame, WinFrame, VideoFrame, and MultiWin are trademarks or registered trademarks of Citrix Systems, Inc.

HTML, XML, XHTML and W3C are trademarks or registered trademarks of W3C®, World Wide Web Consortium, Massachusetts Institute of Technology.

Java is a registered trademark of Sun Microsystems, Inc.

JavaScript is a registered trademark of Sun Microsystems, Inc., used under license for technology invented and implemented by Netscape.

MaxDB is a trademark of MySQL AB, Sweden.

SAP, R/3, mySAP, mySAP.com, xApps, xApp, SAP NetWeaver, and other SAP products and services mentioned herein as well as their respective logos are trademarks or registered trademarks of SAP AG in Germany and in several other countries all over the world. All other product and service names mentioned are the trademarks of their respective companies. Data contained in this document serves informational purposes only. National product specifications may vary.

These materials are subject to change without notice. These materials are provided by SAP AG and its affiliated companies ("SAP Group") for informational purposes only, without representation or warranty of any kind, and SAP Group shall not be liable for errors or omissions with respect to the materials. The only warranties for SAP Group products and services are those that are set forth in the express warranty statements accompanying such products and services, if any. Nothing herein should be construed as constituting an additional warranty.

SAP Library document classification: PUBLIC

#### **Disclaimer**

Some components of this product are based on Java™. Any code change in these components may cause unpredictable and severe malfunctions and is therefore expressly prohibited, as is any decompilation of these components.

Any Java™ Source Code delivered with this product is only to be used by SAP's Support Services and may not be modified or altered in any way.

#### **Documentation in SAP Service Marketplace**






You can find this documentation at the following Internet address:

<http://service.sap.com/instguides>

## Typographic Conventions

Type Style	Represents
Example Text	Words or characters that appear on the screen. These include field names, screen titles, pushbuttons as well as menu names, paths, and options.  Cross-references to other documentation
Example text	Emphasized words or phrases in body text, titles of graphics and tables
EXAMPLE TEXT	Names of elements in the system. These include report names, program names, transaction codes, table names, and individual key words of a programming language, when surrounded by body text, for example, SELECT and INCLUDE.
Example text	Screen output. This includes file and directory names and their paths, messages, names of variables and parameters, source code as well as names of installation, upgrade and database tools.
Example text	Exact user entry. These are words or characters that you enter in the system exactly as they appear in the documentation.
<Example text>	Variable user entry. Pointed brackets indicate that you replace these words and characters with appropriate entries.
EXAMPLE TEXT	Keys on the keyboard, for example, function keys (such as F2) or the ENTER key.

## Icons

Icon	Meaning
	Caution
	Example
	Note
	Recommendation
	Syntax

# Contents

<b>1 Getting Started .....</b>	<b>10</b>
1.1 How to Use the Master Guide for SAP ERP .....	10
1.2 Related Information .....	12
1.3 Important SAP Notes .....	16
1.4 History of Changes .....	18
<b>2 Cross-Application Overview .....</b>	<b>22</b>
2.1 SAP NetWeaver .....	22
2.1.1 SAP NetWeaver 7.0 IT Scenarios .....	22
2.1.2 SAP NetWeaver 7.0 Installable Software Units and Usage Types .....	23
2.1.2.1 Systems with usage types .....	23
2.1.2.2 SAP NetWeaver 7.0 – Clients .....	31
2.1.2.3 SAP NetWeaver 7.0 – Standalone Engines .....	33
2.1.3 System Landscape Directory .....	33
2.1.4 Software Lifecycle Manager .....	33
2.1.5 SAP Solution Manager .....	34
2.1.6 Solution Manager Diagnostics .....	36
2.1.7 SAP NetWeaver Rapid Installer .....	37
2.2 SAP Industry Solutions .....	38
2.2.1 Realizations of Industry Solutions .....	39
2.2.1.1 Industry Solutions in SAP ERP 6.0 .....	39
2.2.1.2 Benefits of Industry Consolidation .....	39
2.2.2 Availability of Industry Solutions .....	40
2.2.2.1 Industry Solutions Deployed In-Core .....	40
2.2.2.2 Industry and Enterprise Extensions .....	41
2.2.2.3 Further Add-Ons .....	46
2.2.3 Activation of Industry Solutions: Switch Framework .....	47
2.2.3.1 Architecture of the Switch Framework .....	47
2.2.3.2 Business Function Sets and Business Functions .....	48
2.2.3.3 Single and Multiple Activation .....	49
2.2.3.4 The Switch and Enhancement Framework Inside the ABAP Workbench .....	50
2.2.4 Industry Extensions and Enterprise Extensions in Detail .....	51
2.2.4.1 Industry Extensions .....	51
2.2.4.2 Enterprise Extensions .....	53
2.3 Globalization and Languages .....	54
2.3.1 Country Versions .....	54
2.3.2 Application Types .....	55
2.3.3 SAP Globalization Knowledge Base .....	56

2.3.4 Language Combination: UNICODE Ends Compatibility Problems .....	56
2.4 SAP Enhancement Packages for SAP ERP .....	57
2.4.1 Installation and SAP Business Suite System Landscapes .....	57
2.4.2 Technical Perspective .....	59
2.4.3 Generalized Installation Procedure for Enhancement Packages ..	60
2.4.4 Documentation References .....	63
3 SAP ERP 6.0: Technical Overview .....	65
3.1 SAP ERP Components .....	65
3.2 System Landscapes .....	66
3.2.1 Minimal System Landscape .....	67
3.2.2 Extended System Landscape .....	68
3.2.3 Extended System Landscape with Firewall .....	70
3.2.4 Individual System Landscape .....	72
3.2.5 Individual System Landscape With an Enhancement Package ....	74
3.2.6 Deployment of Product Instance SAP SRM .....	76
3.3 Selection of the Optimum System Landscape .....	77
3.3.1 General Selection Procedure .....	78
3.3.2 Example of a System Selection .....	79
3.4 Overall Installation Sequence .....	80
3.4.1 Installation Sequence for Minimal System Landscape .....	81
3.4.2 Installation Sequence for Extended System Landscape .....	84
3.4.2.1 System Instance I: Installation Sequence SAP ECC – System	85
3.4.2.2 System Instance II: Installation Sequence SAP SEM – System .....	85
3.4.2.3 System Instance III: Installation Sequence SAP NW – EP Core System .....	85
3.4.2.4 System Instance IV: Installation Sequence Other Components .....	86
3.4.3 Installation Sequence for Extended System Landscape with Firewall .....	86
3.4.3.1 System Instance I: Installation Sequence SAP ECC – System (Internal) .....	86
3.4.3.2 System Instance II: Installation Sequence SAP SEM – System (Internal) .....	87
3.4.3.3 System Instance III: Installation Sequence SAP NW – EP Core System (Internal) .....	87
3.4.3.4 System Instance IV: Installation Sequence Other Components (Internal) .....	87
3.4.3.5 System Instance V: Installation Sequence External System (External) .....	88
3.4.4 Installation Sequence for Individual System Landscape .....	88
3.4.4.1 System Instance I: Installation Sequence SAP ECC – System	88

3.4.4.2 System Instance II: Installation Sequence SAP SRM Server....	88
3.4.4.3 System Instance III: Installation Sequence SAP Biller Direct/XECO – System .....	89
3.4.4.4 System Instance IV: Installation Sequence cProjects – System .....	89
3.4.4.5 System Instance V: Installation Sequence SAP SEM – System .....	89
3.4.4.6 System Instance VI: Installation Sequence SAP Enterprise Portal – System .....	90
3.4.4.7 System Instance VII: Installation Sequence SAP Learning Management System .....	90
3.4.4.8 System Instance VIII: Installation Sequence SAP eRecruiting System .....	90
3.4.4.9 System Instance IX: Installation Sequence SAP NetWeaver 7.0 usage type Business Intelligence System .....	91
3.4.4.10 System Instance X: Installation Sequence Development System .....	91
3.4.4.11 System Instance XI: Installation Sequence SAP NetWeaver 7.0 usage type PI System .....	91
3.4.4.12 System Instance XII: Installation Sequence SAP Mobile Application – System.....	92
3.4.4.13 System Instance XIII: Installation Sequence Other Components .....	92
<b>4 Key Functional Areas of SAP ERP 6.0.....</b>	<b>93</b>
4.1 End-User Service Delivery .....	95
4.1.1 Role-based Work Centers and Processes in Detail.....	95
4.1.1.1 Role-based Work Centers.....	96
4.1.1.2 Processes .....	98
4.1.2 Technical System Landscape .....	99
4.1.2.1 Product Instances .....	99
4.1.2.2 System Landscape.....	101
4.1.3 Implementation Sequence .....	102
4.2 Analytics .....	103
4.2.1 Processes in Detail .....	103
4.2.2 Technical System Landscape .....	104
4.2.2.1 Product Instances .....	104
4.2.2.2 System Landscape.....	105
4.2.3 Implementation Sequence .....	106
4.3 Financials.....	107
4.3.1 Processes in Detail .....	107
4.3.2 Technical System Landscape .....	108
4.3.2.1 Product Instances .....	108
4.3.2.2 System Landscape.....	110
4.3.3 Implementation Sequence .....	111
4.4 Human Capital Management .....	111

4.4.1 Processes in Detail .....	112
4.4.2 Technical System Landscape .....	113
4.4.2.1 Product Instances .....	113
4.4.2.2 System Landscape.....	114
4.4.3 Implementation Sequence .....	116
4.5 Procurement and Logistics Execution .....	117
4.5.1 Processes in Detail .....	117
4.5.2 Technical System Landscape .....	118
4.5.2.1 Product Instances .....	118
4.5.2.2 System Landscape.....	119
4.5.3 Implementation Sequence .....	120
4.6 Product Development and Manufacturing.....	120
4.6.1 Processes in Detail .....	121
4.6.2 Technical System Landscape .....	121
4.6.2.1 Product Instances .....	121
4.6.2.2 System Landscape.....	123
4.6.3 Implementation Sequence .....	124
4.7 Sales and Service.....	124
4.7.1 Processes in Detail .....	125
4.7.2 Technical System Landscape .....	125
4.7.2.1 Product Instances .....	125
4.7.2.2 System Landscape.....	127
4.7.3 Implementation Sequence .....	127
4.8 Corporate Services .....	128
4.8.1 Processes in Detail .....	128
4.8.1.1 Travel Management.....	129
4.8.2 Technical System Landscape .....	129
4.8.2.1 Product Instances .....	129
4.8.2.2 System Landscape.....	131
4.8.3 Implementation Sequence .....	132
5 Software Components Overview .....	133
5.1 Application Components.....	133
5.1.1 Product Instance SAP ECC Server .....	133
5.1.2 Product Instance SAP XSS (Self-Services).....	135
5.1.3 Product Instance SAP SEM .....	136
5.1.4 Product Instance SAP XECO.....	136
5.1.4.1 Product Instance SAP E-Commerce for SAP ERP .....	137
5.1.4.2 Product Instance SAP Application Platform - IPC.....	137
5.1.4.3 Product Instance SAP Workforce Management .....	138
5.1.5 Product Instances of Financial Supply Chain Management (FSCM).....	139
5.1.5.1 SAP FSCM – Biller Direct.....	139
5.1.5.2 SAP FSCM-FSCM Server (ABAP).....	140



5.1.6 Product Instances of the SAP Learning Solution .....	141
5.1.6.1 Components of SAP Learning Solution .....	141
5.1.6.2 Components Used by the SAP Learning Solution .....	143
5.1.7 Product Instances of SAP SRM.....	144
5.1.7.1 Product Instance SAP SRM – Server ECC Add-On .....	144
5.1.7.2 Product Instance SAP SRM – Server.....	144
5.1.7.3 Product Instance SAP SRM – Catalog Content Management .....	145
5.1.7.4 Product Instance SAP SRM - CCM SRM-MDM Catalog.....	145
5.1.8 Product Instance SAP cProject Suite .....	146
5.1.8.1 Design Collaboration with cFolders .....	146
5.1.8.2 Collaboration Projects (cProjects) .....	147
5.1.8.3 Product Instance SAP Easy Document Management .....	147
5.1.8.4 Product Instance SAP cProject ECL Viewer .....	148
5.1.9 Product Instance SAP E-Recruiting.....	148
5.1.10 Product Instance SAP OpenPS for MS Project.....	151
5.2 Technology Components .....	151
5.2.1 Product Instance SAP NW - Business Intelligence .....	152
5.2.2 Product Instance SAP NW - Enterprise Portal .....	152
5.2.3 Product Instance SAP NW - Content Server .....	153
5.2.4 Product Instance SAP NW – Process Integration.....	153
5.2.5 Product Instance SAP NW – Adapter Engine J2SE PI/XI .....	154
5.2.6 Product Instance SAP NW – Adapter Engine J2EE PI/XI .....	154
5.2.7 Technology Components for SAP Solutions for Mobile Business .....	154
5.2.7.1 Product Instance SAP NW - Mobile Infra. Client.....	155
5.2.7.2 Product Instance SAP NW - Mobile Infrastructure .....	155
5.2.8 Product Instance SAP NW - Search and Classification .....	155
5.2.9 Product Instance SAP NW - Adobe Document Service .....	156
5.2.10 SAP Front End GUIs.....	157
5.2.11 Product Instance SAP NW- Business Explorer (BI) .....	158
5.2.12 Product Instance SAP NW- EP Core.....	158
5.2.13 Product Instance SAP NW - Applic. Server Java.....	159
5.2.14 Product Instance SAP NW – BI Java .....	159
5.2.15 SAP Integration for Elster.....	159
5.3 Content Instances .....	159
5.3.1 SAP ERP Business Packages (Portal Content) .....	160
5.3.1.1 Business Packages Delivered with SAP ERP .....	160
5.3.1.2 Additional Business Packages .....	161
5.3.1.3 Download of Business Packages .....	163
5.3.1.4 SAP xApps Analytics .....	163
5.3.2 Selected Business Packages and Content Instances in Detail ...	164
5.3.2.1 SAP MSS Business Packages.....	164
5.3.2.2 Business Package SAP ESS .....	169
5.3.2.3 BI Content Add-On .....	172



5.3.2.4 Product Instance XI Content .....	172
5.4 Third-Party Software .....	173
<b>6 Media Information .....</b>	<b>175</b>
<b>7 References.....</b>	<b>180</b>
7.1 List of Documents .....	180
7.2 List of SAP Notes .....	181
7.3 Terminology Concept .....	184
7.4 Glossary .....	185
<b>8 The Main SAP Documentation Types .....</b>	<b>188</b>

# 1 Getting Started

## 1.1 How to Use the Master Guide for SAP ERP

This Cross-Industry Application Master Guide provides a central starting point for the technical implementation of SAP ERP 6.0. Upgrade-related topics are beyond the scope of this document. The *SAP ERP Upgrade Master Guide* includes more information about these topics.

This document describes all activities required for the installation and configuration of SAP ERP 6.0, including components of SAP ERP 6.0 and the required parts of other applications, such as SAP NetWeaver 7.0 or SAP Business Suite.

Each person has one or many roles in the enterprise. SAP ERP supports these roles with different means. It includes functions for business processes and it includes business packages, which comprise of roles and work centers.



An employee in Purchasing enters data in the system that runs *SAP ERP Operations*. Playing a role as an Employee, the same person submits a leave request in the system that runs *SAP ERP HCM*.

SAP may release role-based Work Centers or business processes to certain countries only, or may make them available in certain languages, only. To facilitate the implementation process, we have grouped the role-based Work Centers and business processes by *key functional area*. For more information about the terms *key functional area*, *process* and *role-based Work Center* see *Section 4 - Key Functional Areas of SAP ERP 6.0*.

When you install SAP ERP, you can choose from several generic business processes and role-based Work Centers of a key functional area. With this selection, you find all the information that is relevant for the technical implementation of a specific business process or role-based Work Center.

Upgrade information on business processes and role-based Work Centers is available in the *Upgrade Master Guide* for this SAP Business Suite application. For more information about this guide, see SAP Service Marketplace at <http://service.sap.com/instguides>.

This Master Guide provides the following information:

- Information on components and guides required during the implementation process
- Overview over all related software components, whether mandatory or optional

Technical infrastructure examples illustrate how these components are distributed. Your specific infrastructure depends on the actual business scenarios, which you intend to implement. Furthermore, it depends on your security or performance requirements. The following Master Guide contents support you in the planning step:

- Information on the versions of the required components
- Information on the overall installation sequence and subsequent steps
- References to related installation and configuration guides
- References to the Upgrade Master Guide, which provides the following information
  - The overall upgrade sequences, references to related documentation, SAP Notes, and additional upgrade information.

- Information on dependencies between two or more components of the technical infrastructure



From the architectural point of view, we have grouped software components into product instances or short instances. For example, version 6.0 of software component SAP ECC is a part of the product instance SAP ECC Server. The present guide documents component information by means of their specific product instance.

Depending on the key functional area you require (for example, *SAP ERP Financials* and *SAP ERP Human Capital Management*), and the number of processes you wish to implement, you may require different component installation and configuration guides during implementation.



Depending on your specific license contract, certain product instances or software components, discussed here, require a separate license.

The Master Guide for SAP ERP 6.0 explains the components and guides required during the implementation phase.

- [Section 1 - Getting Started](#) explains how to use this document and related information (documentation and SAP Notes) that is crucial to the installation and upgrade.
- [Section 2 - Cross-Application Overview](#) provides technical information that is independent of any specific key functional area. For example, you can review information on SAP NetWeaver usage types in this section, and how they relate to the SAP ERP application, or you can review additional information on SAP Industry Solutions.
- [Section 3 - SAP ERP 6.0: Technical Overview](#) provides a general application-related installation sequence and an example of how different recommended landscapes could be set up for test, training, and demonstration purposes or productive use.
- [Section 4 - Key Functional Areas of SAP ERP 6.0](#) provides information on role-based Work Centers and processes of SAP ERP 6.0. It documents the software components/product instances required to implement a defined process or a role-based Work Center.
- [Section 5 - Software Components Overview](#) provides detailed information on the most important software components and product instances required to implement SAP ERP. You need the information to understand the product instance information of [Section 4 - Key Functional Areas of SAP ERP 6.0](#). It also contains references to related documentation.
- [Section 6 - Media Information](#) provides information on the data carriers and the software components contained in them. It helps identify the DVDs/CDs that you need for the installation or upgrade of the required software components.
- Different installation and configuration guides support you with the implementation of the specific business scenarios and processes. In the *Related Information*, you can find an overview of all required documentation referenced in this Master Guide.



The Master Guide at hand primarily discusses the technical implementation of SAP ERP 6.0 overall, rather than its subordinate components. This means that additional software dependencies may exist, which we did not mention explicitly in this document. You can find more information on component-specific software dependencies in the corresponding installation guides.



SAP updates installation and upgrade documentation regularly. Make sure that you use the latest version in your implementation project. For the most recent information on the technical implementation of SAP ERP 6.0 and the most recent installation and configuration guides, see SAP Service Marketplace at <http://service.sap.com/instguides> or <http://service.sap.com/erp-inst> → SAP ERP 6.0.




The business processes and role-based Work Centers, which we present here, serve as examples of how you can use SAP software in your company. You can see the business processes and role-based Work Centers as models, which do not necessarily run here in your customer-specific system landscape as described here. Ensure that you check your requirements and systems to determine whether you can use these scenarios productively at your site. Furthermore, we recommend that you test these scenarios thoroughly in your own systems before going live to ensure that they are complete and consistent.

## 1.2 Related Information

The Master Guide does not include all facts, which you should take into account in the planning phase of your installation project. Moreover, the Master Guide does not include additional information that you may wish to consider to ensure that you complete your installation successfully. Before you finally prepare the implementation, we recommend that you familiarize yourself with various information sources that are available in SAP Service Marketplace. For more information, see the following table.

**Table 1: Documentation Links - SAP Service Marketplace**

Information Type	Description	Location
General Information on SAP ERP (mandatory)	Business and technical aspects of SAP ERP, including news, services, events, demos, education, and workshops	<a href="http://service.sap.com/erp">http://service.sap.com/erp</a>
General Information on SAP enhancement packages for SAP ERP (mandatory)	Business related information about the enhancement packages	<a href="http://service.sap.com/erp-ehp">http://service.sap.com/erp-ehp</a>
SAP NetWeaver 7.0 –	Information about SAP NetWeaver 7.0.	<a href="http://service.sap.com/instguidesNw70">http://service.sap.com/instguidesNw70</a>

Information Type	Description	Location
Installation and Upgrade Information (mandatory)	While installing SAP ERP 6.0, you may require knowledge of SAP NetWeaver 7.0, which can be obtained from the corresponding guides.	
Hardware Sizing	Calculation of hardware requirements, such as CPU, disk and memory resources.	<a href="http://service.sap.com/sizing">http://service.sap.com/sizing</a>
Planning the System Infrastructure	<ul style="list-style-type: none"> <li>• Technical infrastructure issues and network integration</li> <li>• Guidelines and recommendations pertaining to system and network security</li> <li>• Overview of platform and technology-related topics</li> </ul>	<ul style="list-style-type: none"> <li>• <a href="http://service.sap.com/sysadmin">http://service.sap.com/sysadmin</a></li> <li>• <a href="http://service.sap.com/securityguide">http://service.sap.com/securityguide</a></li> <li>• <a href="http://service.sap.com/platforms">http://service.sap.com/platforms</a></li> </ul>
SAP ERP 6.0 – Installation and Upgrade (mandatory)	Installation and upgrade information	<ul style="list-style-type: none"> <li>• <a href="http://service.sap.com/erp-inst">http://service.sap.com/erp-inst</a> → SAP ERP 6.0</li> <li>• <a href="http://service.sap.com/instguides">http://service.sap.com/instguides</a> → SAP Business Suite Solutions → SAP ERP</li> </ul>
SAP ERP Upgrade	Upgrade decisions and execution of the upgrade project	<a href="http://service.sap.com/upgraderoadmap">http://service.sap.com/upgraderoadmap</a> <a href="http://service.sap.com/erp-upgrade">http://service.sap.com/erp-upgrade</a>  Information on this page is updated regularly.
Industry Solutions – Master Guides, Installation and Upgrade Information	Installation and upgrade information in addition to the SAP ERP Master Guide, including the Industry Master Guides, Upgrade Master Guide, Solution Operations Guide, and Installation and Upgrade Guides for industry solutions	<a href="http://service.sap.com/instguides">http://service.sap.com/instguides</a> → Industry Solutions
Support Package Stacks	Most recent component version and patch level requirements	<a href="http://service.sap.com/sp-stacks">http://service.sap.com/sp-stacks</a>
Product Availability Matrix	Quick reference for technical and release planning information of SAP components  Here, you can find information on the availability of SAP components, the releases, maintenance end dates, as	<a href="http://service.sap.com/pam">http://service.sap.com/pam</a>

Information Type	Description	Location
	well as platform, language, and country version availability.	
Multinational Issues	<p>Functional information on country versions, languages, and global best business practices</p> <p>Here, you can find information on local requirements and specific functions and features to account for varying national legislation and business rules.</p>	<ul style="list-style-type: none"> <li>• <a href="http://service.sap.com/globalization">http://service.sap.com/globalization</a></li> <li>• <a href="http://service.sap.com/erp-hcm">http://service.sap.com/erp-hcm</a></li> </ul>
Safeguarding Services for Upgrade	<p>SAP Safeguarding during the project planning phase</p> <p>During the project planning phase, SAP Safeguarding for Upgrade analyzes your upgrade situation with the SAP GoingLive functional upgrade check. The result is a service plan, which recommends advanced services to facilitate your upgrade and keep you informed of the latest SAP upgrade offerings.</p>	<a href="http://service.sap.com/safeguardingupgrade">http://service.sap.com/safeguardingupgrade</a>
Application-specific Upgrade activities	<p>Application-specific upgrade activities.</p> <p>You can search for related SAP Notes in the application area <i>XX-PROJ-IMS-UPGR</i></p>	<a href="http://service.sap.com/notes">http://service.sap.com/notes</a>
Upgrade adjustments with SPAU/SPDD	Transactions SPAU and SPDD help customers retain the objects modified in a previous release	<a href="http://service.sap.com/spau">http://service.sap.com/spau</a>
High Availability	High availability issues for SAP systems, databases, and tools	<a href="http://service.sap.com/highavailability">http://service.sap.com/highavailability</a>
SAP Upgrade Info Center	Upgrade news and application-specific upgrade information	<a href="http://service.sap.com/upgrade">http://service.sap.com/upgrade</a> <a href="http://service.sap.com/upgrade/roadmap">http://service.sap.com/upgrade/roadmap</a>
SAP Upgrade Services	<p>Services for the evaluation, planning, or execution of an upgrade</p> <p>Customers can tailor these services to their specific needs in line with the customer's upgrade experience and the complexity of the upgrade project.</p>	<a href="http://service.sap.com/upgrade/services">http://service.sap.com/upgrade/services</a>
Solution Manager	Information on SAP Solution Manager	<a href="http://service.sap.com/solutionmanager">http://service.sap.com/solutionmanager</a>
SAP Software Distribution	Software and business packages available for download from the SAP	<a href="http://service.sap.com/swdc">http://service.sap.com/swdc</a>

Information Type	Description	Location
Center (mandatory)	Software Catalog	
Globalization Knowledge Base	Implement localized SAP country versions	<a href="http://service.sap.com/gkb">http://service.sap.com/gkb</a>
Unicode	<p>If your company employs global business processes, such as managing global master data, or if you open your system to the Internet by allowing your customers to enter contact data directly, then you need to support multiple local-language characters.</p> <p>SAP Service Marketplace provides information on technologies to fulfill these requirements.</p>	<a href="http://service.sap.com/unicode">http://service.sap.com/unicode</a>
SAP Business Maps	Solution and Business Scenario Maps to help you understand major business requirements and demonstrate business solutions, as well as the business value they can bring to a company	<a href="http://service.sap.com/businessmaps">http://service.sap.com/businessmaps</a>
Business Analytics	Analysis, forecasting, and reporting tools that support human capital management, financial and operations processes	<a href="http://service.sap.com/businessanalytics">http://service.sap.com/businessanalytics</a>
SAP Best Practices	<p>Methodology based on a comprehensible step-by-step approach, extensive reusable documentation that you can use for self-study, evaluation, as well as for project team and end user training</p> <p>SAP Best Practices also include complete preconfiguration settings to run SMB-specific key processes out of the box with minimal installation effort. The configuration documentation includes preconfigured business processes, training material, user roles, data conversion tools, and test catalogs.</p>	<a href="http://service.sap.com/bestpractices">http://service.sap.com/bestpractices</a>
Collateral and Brochures	Information about new, changed and extended functions, and the benefits associated with these developments	<ul style="list-style-type: none"> <li><a href="http://service.sap.com/upgrade">http://service.sap.com/upgrade</a> (upgrade-specific information)</li> <li><a href="http://service.sap.com/erp">http://service.sap.com/erp</a> (marketing information)</li> </ul>
Scenario & Process	The Scenario & Process Component List shows you which business	<ul style="list-style-type: none"> <li><a href="http://service.sap.com/scl">http://service.sap.com/scl</a></li> </ul>



Information Type	Description	Location
Component List/ Upgrade Dependency Analyzer	process or scenario requires which application component. You use the Upgrade Dependency Analyzer to identify dependencies between these components.	<ul style="list-style-type: none"> <li><a href="http://service.sap.com/uda">http://service.sap.com/uda</a></li> </ul>
SAP Online Knowledge Products (OKPs) – Ramp-Up Knowledge Transfer	<p>Role-specific learning maps with timely, firsthand information on the implementation and operation of the latest SAP solutions or upgrades.</p> <p>The relevant OKP learning maps allow you to update your knowledge to the latest product release level. We develop OKPs to support the Ramp-Up Knowledge Transfer.</p>	<a href="http://service.sap.com/rkt">http://service.sap.com/rkt</a> → <i>SAP ERP Learning Maps</i>

## 1.3 Important SAP Notes

You must read the SAP Installation Notes before you start the installation. These SAP Notes contain the most recent information on the installation, as well as corrections to the installation documentation.

Make sure that you have the most recent version of each SAP Note, which you can find in SAP Service Marketplace at <http://service.sap.com/notes>.

**Table 2: List of Related SAP Notes**

SAP Note	Title	Description
<a href="#">774615</a>	Support Package levels of ERP/ECC installations/upgrades	This note provides information about ABAP Support Package levels and kernel patch levels contained in the installations and release upgrades.
<a href="#">852235</a>	Release restrictions for SAP ERP 6.0	At the time we release SAP ERP 6.0, limitations may exist for the productive use of certain functions.
<a href="#">852008</a>	Release Restrictions for SAP NetWeaver 7.0	At the time we release SAP NetWeaver 7.0, limitations may exist for the productive use of certain functions.
<a href="#">571530</a>	Availability of SAP Business Connector	This SAP note provides includes information about the availability of the SAP Business Connector (SAP BC). You can download the SAP BC from SAP Service Marketplace at <a href="http://service.sap.com/sbc-download">http://service.sap.com/sbc-download</a> .
<a href="#">824757</a>	Dependencies between SAP ERP component lists	The SAP note describes dependencies among different processes. Dependencies may require that you install additional software components
<a href="#">853692</a>	Installing CPRXRPM 400 on Basis	Introduces installation of component CPRXRPM, which is part of product

SAP Note	Title	Description
	Release 700	instance SAP cProjects Suite.
<a href="#">853694</a>	Upgrading to SAP Basis Release 700 with CPRXRPM 400	Introduces upgrade of component CPRXRPM, which is part of product instance SAP cProjects Suite.
<a href="#">805390</a>	SAP Solution Manager is required for all SAP Solutions	Provides information on SAP Solution Manager, which is required for the installation or upgrade of SAP ERP.
<a href="#">849887</a>	ERP 6.0: Support Package Stacks Release and Info Note	Contains a list of all SAP ERP 6.0 Release and Information Notes (RIN) that SAP has issued.
<a href="#">853050</a>	Restricted platform availability for the JIT Compiler	Provides information on performance restrictions of the Java Transaction Server Technology.
<a href="#">855455</a>	Setting up IPC if there is no platform support	Provides information on possible workarounds for performance restrictions of the Java Transaction Server Technology.
<a href="#">835170</a>	Installation of/Delta Upgrade to CCM 200	Provides information on performing Add-On Installations and Delta Upgrades with Transaction SAINT.
<a href="#">835169</a>	Additions to the upgrade of Basis 700 with CCM 2.00	Describes the add-on upgrade to SAP NetWeaver 7.0 with CCM 200.
<a href="#">883072</a>	Globalization information on SAP ERP	Detailed information about translation and country availability of SAP ERP
<a href="#">855534</a>	Embedded NetWeaver Components in ERP	Information on operating product instance SAP ECC Server together with one or all of the SAP NetWeaver 7.0 usage types BI, PI, EP, MI and/, or DI in the same system instance.

Table 3: Add-On Related SAP Notes

SAP Note	Title
<a href="#">830596</a>	Enhancements Upgrade Basis 700 with WFMCORE
<a href="#">830595</a>	Installing WFMCORE 200
<a href="#">830594</a>	Enhancements Upgrade Basis 700 with LSOFE
<a href="#">830593</a>	Installation of LSOFE 600
<a href="#">830592</a>	Enhancements the Basis 700 upgrade with ERECRUIT
<a href="#">830591</a>	Installing ERECRUIT 600
<a href="#">438520</a>	Overview: Notes on Add-On FINBASIS
<a href="#">186299</a>	Overview: Notes to SEM-BW add-on
<a href="#">852446</a>	Installation FINBASIS 600 auf SAP NW AS 7.0
<a href="#">852447</a>	Installation SEM-BW 600 auf SAP NW AS 7.0
<a href="#">640634</a>	KM compatibility package (required for Employee Documents iView)

SAP Note	Title
<a href="#">838002</a>	Add-Ons (non-IS) integrated with SAP ECC 600
<a href="#">838003</a>	Industry Add-Ons integrated with SAP ECC 600
<a href="#">855383</a>	Installation SAP SEM Release 6.0
<a href="#">857304</a>	Installation SAP CM SOA in ERP 6.0
<a href="#">938033</a>	SAP ERP 6.0 SR1 Installation or Upgrade

## 1.4 History of Changes

SAP regularly updates the Master Guide. Find the updated version in SAP Service Marketplace at <http://service.sap.com/instguides> and <http://service.sap.com/erp-inst> → SAP ERP 6.0.



Before starting the installation, check SAP Service Marketplace and make sure that you use the latest version of the Master Guide.

The following table provides an overview of the most important changes made during document lifetime.

Master Guide Version	Important Changes
22.00 (August, 27, 2009)	<ul style="list-style-type: none"> <li>Added note <a href="#">938033</a></li> </ul>
21.00 (March, 24, 2009)	<ul style="list-style-type: none"> <li>Maintenance activity</li> </ul>
20.00 (February, 06, 2009)	<ul style="list-style-type: none"> <li>List of Processes/ Role-Based Work Centers moved to a separate document</li> <li>Adaptions to Section 2.4.3 <i>Generalized Installation Procedure for Enhancement Packages</i></li> <li>Reorganized 1.2 Related Information</li> </ul>
19.00 (December, 18, 2008)	<ul style="list-style-type: none"> <li>Target audience refined</li> <li>Section References reorganized and extended (that is, by a Glossary)</li> <li>Added Note <a href="#">1161294</a></li> <li>Name change SAP Solution Manager 4.0 to Solution Manager 7.0</li> <li>Several textual revisions</li> </ul>
18.00 (November, 21, 2008)	<ul style="list-style-type: none"> <li>Reorganized SAP ERP Business Map</li> <li>Note <a href="#">855297</a></li> <li>Clarifications for enhancement package scenarios</li> </ul>
17.00 (October, 31, 2008)	<ul style="list-style-type: none"> <li>SAP enhancement package 4 for SAP ERP 6.0 – Introduction of new system landscapes and installation procedures.</li> <li>SAP NetWeaver configuration wizard (section 3.4.), and information about installation tool usage when installing SAP ERP 6.0 together with an enhancement package</li> </ul>

	<ul style="list-style-type: none"> <li>• Installation of Product instance SAP NW - Content Server</li> <li>• SAP Solution Extensions – Installation and Upgrade</li> <li>• Post Installation Step <i>Early Watch Alert</i></li> </ul>
16.00 (July 15, 2008)	<ul style="list-style-type: none"> <li>• New Notes <a href="#">853651</a>, <a href="#">916834</a></li> <li>• Terminology work, including renaming of Usage to Technical Usage (enhancement packages)</li> <li>• Selection of the Optimum System Landscape, new documentation references.</li> <li>• SAP Solution Browser Tool</li> <li>• Access to a hosted SAP Solution Manager system instance via SAP Developer NetWork (SDN) for license key generation.</li> </ul>
15.00 (May 15, 2008)	<ul style="list-style-type: none"> <li>• New product instance SAP Integration for Elster (Section 5.2.15)</li> <li>• Renaming of Process Returns Processing in ERP into Customer Returns in ERP-Basic Processing</li> <li>• Renaming of product version SAP ERP 2005 to SAP ERP 6.0</li> <li>• TREX 7.1</li> </ul>
14.00 (March 18, 2008)	<p>Updates for SR3</p> <ul style="list-style-type: none"> <li>• New Product Instance SAP NW – BI Java</li> <li>• New Notes: <a href="#">1093628</a>, <a href="#">1072576</a>, <a href="#">925741</a>, <a href="#">1043047</a>, <a href="#">954820</a>, <a href="#">883948</a>.</li> <li>• Introduction of enhancement packages, including an information center in SAP Service Marketplace, at <a href="http://service.sap.com/erp-ehp">http://service.sap.com/erp-ehp</a>.</li> <li>• New installation tools allow enhancement packages to be installed during upgrades to SAP ERP 6.0</li> <li>• Media Information (Section 6)</li> </ul> <p>Enhancements and Additions</p> <ul style="list-style-type: none"> <li>• Installation &amp; Implementation Documentation Center for SAP NetWeaver Search and Classification (TREX) added.</li> <li>• New information for Product Instance SAP NW - Adobe Docu.Service (see Section 5.2.9)</li> <li>• Section 2.1 (SAP NetWeaver) features several additions.</li> <li>• Figures 13, 14, 16, 17, 19 extended.</li> <li>• SAP NetWeaver Rapid Installer 7.0</li> </ul> <p>Renamed Processes</p> <ul style="list-style-type: none"> <li>• Collecting Card Payments renamed Creating Card Payments</li> <li>• Dunning renamed Dunning with Dunning procedure</li> <li>• Processing Incoming Payments renamed Processing Bank Transfers</li> <li>• Processing Incoming Card Payments renamed Processing Card Payments</li> </ul>

	<ul style="list-style-type: none"> <li>Processing Outbound Payments Using Bank Relationship Management renamed Processing Outbound Payments Using Bank Communication Management</li> </ul>
13.00 (October 15, 2007)	<p>New product instances</p> <ul style="list-style-type: none"> <li>SAP Frontend EH&amp;S WWI, and SAP Frontend EH&amp;S EXPERT,</li> <li>SAP SRM - CCM SRM - MDM Catalog,</li> <li>SAP NW - Applic. Server Java.</li> </ul> <p>Product instance SAP XECO includes new software component SAP CRM IPC MOBILE 5.0</p> <p>Updates for SAP NW Rapid Installer</p> <p>Different SAP Notes added</p> <p>Additions to Section 5.2.4 Instance SAP NW – Process Integration.</p> <p>Better separation of terms <i>product instance</i> and <i>system instance</i> within text</p> <p>Renaming</p> <ul style="list-style-type: none"> <li>SAP NetWeaver 2004s to SAP NetWeaver 7.0</li> <li>mySAP ERP 2005 to SAP ERP 6.0</li> <li>Technical component to software component</li> <li><a href="http://service.sap.com/instguidesNW2004">http://service.sap.com/instguidesNW2004</a> → <a href="http://service.sap.com/instguidesNW70">http://service.sap.com/instguidesNW70</a></li> </ul>
12.00 (March 30, 2007)	<p>Unicode Upgrades – references</p> <p>New Process for Financials</p> <p>Sizing recommended</p> <p>Document reformatted</p> <p>With support package SP 08 new Product Instance SAP NW EP Core, and fundamental redesign of information related to portal roles.</p> <p>Nomenclature change to role-based Work Center</p> <p>New Section 5.2.12 SAP NW – EP Core</p> <p>Technology Change to Web Dynpro ABAP for role-based Work Center HR Administrator.</p>
11.00 (November 15, 2006)	<p>Minor updates for Service Release 2</p> <p>Table 7: Single and Multiple Activation</p> <p>Table 65: Software Components and DVD/CD Structure</p> <p>Software component SAP XSS 600 changed into appropriate product instance</p>
10.00 (September 15, 2006)	<p>Add-On Package <i>Elster</i> (German specific) relevant to Human Capital Management as well.</p> <p>Update of <i>Figure 5: Overview of SAP ERP 6.0 Components</i></p> <p>Update of <a href="#">5.1.4.3 Instance SAP Workforce Management</a></p>
9.00 (August 15, 2006)	<p>Emphasized that SAP NW – Adobe Docu.Service mandatory for certain processes (see Section <a href="#">5.2.9 Instance SAP NW - Adobe Docu.Service</a>)</p>

	<p>Deleted Section 5.2.2 <i>Instance SAP NW - Business Intelligence UDI</i> (Instance is part of SAP NetWeaver 7.0 – AS Java).</p> <p>New Section 5.2.11 <i>Instance SAP NW- Business Explorer (BI)</i></p> <p>Update of Figure 3.1 <i>SAP ERP Components</i></p>
8.00 (July 15, 2006)	<p>Different minor adaptations throughout the text</p> <p>Mobile components moved into an own Master Guide. Content changes in several sections including system landscapes.</p> <p>Section <i>SAP NetWeaver 7.0</i> updated</p>
7.00 (June 15, 2006)	<p>New ITS related information in section SAP ESS</p>
6.00 (June 1, 2006)	<p>Renaming to <i>Master Guide – Service Release 1</i>, New section 5.3.1.4 SAP xApps Analytics. Changes in the process list (deletions, additions). Notes for BI Java sizing, Changes in 5.3.2.2 Business Package SAP ESS due to non availability of external ITS. Renaming term <i>solution</i> to <i>application</i>. New important SAP Notes</p>
5.00 (March 1, 2006)	<p>Formatting changes; Renaming of SAP Application Server to SAP Application Server – IPC; New components in Figure 5 (Overview of SAP ERP 6.0 Components). Changes with processes:</p> <p>Process <i>Debit Memo Processing</i> moved into Key Functional Area <i>Sales and Service, Processing Sales Orders into Procurement and Logistics Execution</i>. Process <i>Closing Cockpit</i> removed.</p> <p>New Section: 5.3.2.4 Instance XI Content</p> <p>Content changes to Section 5.3.1 SAP ERP Business Packages/ Added new Business Packages</p> <p>New Component Tables, deleted processes</p>
4.00 (February 6, 2006)	<p>SAP Notes with direct links to SAP Service Marketplace. New possibility to display component information for processes. Renaming of certain product instances throughout text.</p>
3.00 (December 23, 2005)	<p>Changes and enhancements. New links to SAP Service Marketplace</p>
2.00 (November 23, 2005)	<p>Minor changes and enhancements throughout the text. Reformatting of graphics. Enhancements in <i>Section SAP GUI</i>. New Table 7 References</p>
1.00 (October 23, 2005)	<p>First Version for Ramp-Up customers</p>

## 2 Cross-Application Overview

### 2.1 SAP NetWeaver

SAP ERP 6.0 is based on SAP NetWeaver 7.0 (formerly known as SAP NetWeaver 2004s). SAP NetWeaver 7.0 is structured for the entities, which are explained below in detail:

- IT practices
- IT scenarios
- usage types

#### Features

- **IT Practices**

*IT practices* allow customers to adopt core SAP NetWeaver functionality in incremental phases. You can divide each practice into one or more *IT scenarios*, which are similar to business scenarios. Addressing their immediate IT needs, organizations can implement IT practices projects in stages. This is possible, as the platform's components tightly integrate into a sustainable cost structure.

- **IT Scenarios**

Using *IT scenarios*, we have introduced a scenario-based go-to-market approach that more flexibly addresses customers' most important business issues. This approach provides customers modular industry-specific solutions, with a fast total Return on Investment (ROI) and predictable investment levels that support their end-to-end business processes.

- **usage types**

At technical level, *usage types* are a new structuring element for SAP software. They determine the role that a system plays in a given (distributed) scenario. They furthermore represent the capabilities offered by a collection of installed and configured (technical) software components



For complete information on IT practices, IT scenarios or usage types, see SAP Service Marketplace at <http://service.sap.com/instguidesNW70> → Master Guide - SAP NetWeaver 7.0.

#### 2.1.1 SAP NetWeaver 7.0 IT Scenarios

Among others, SAP NetWeaver consists of the following IT scenarios:

- **Running an Enterprise Portal**

Organizations can grant their users uniform, role-based, and secure access to any kind of applications, services, or information. With the Enterprise Portal, all members of the company's value chain – employees, customers, partners, and suppliers – have a single, uniform point of access to the applications, services, and information they need for their daily work.

- **Enterprise Data Warehousing**

SAP NetWeaver enables organizations to create and operate a data warehouse in an enterprise-wide environment, integrating data from heterogeneous systems, and designing and executing business intelligence models and processes. With Enterprise Data Warehousing, organizations can combine strategic analyses and operational reporting and enable the business to report in real time.





For more information about IT scenarios, see SAP Service Marketplace at <http://service.sap.com/instguidesNW70> → *Master Guide - SAP NetWeaver 7.0*.

## 2.1.2 SAP NetWeaver 7.0 Installable Software Units and Usage Types

In the following figure you find information about the installable software units for SAP NetWeaver. These software units comprise the following types:

- Systems with usage types that are configured for a specific purpose, as indicated by one or more usage types
- Standalone engines that provide one specific (server) function in combination with one or more SAP NetWeaver systems
- Clients used by (many) people from their local front-end PC to access functions offered by systems of SAP NetWeaver or standalone engines in the system landscape

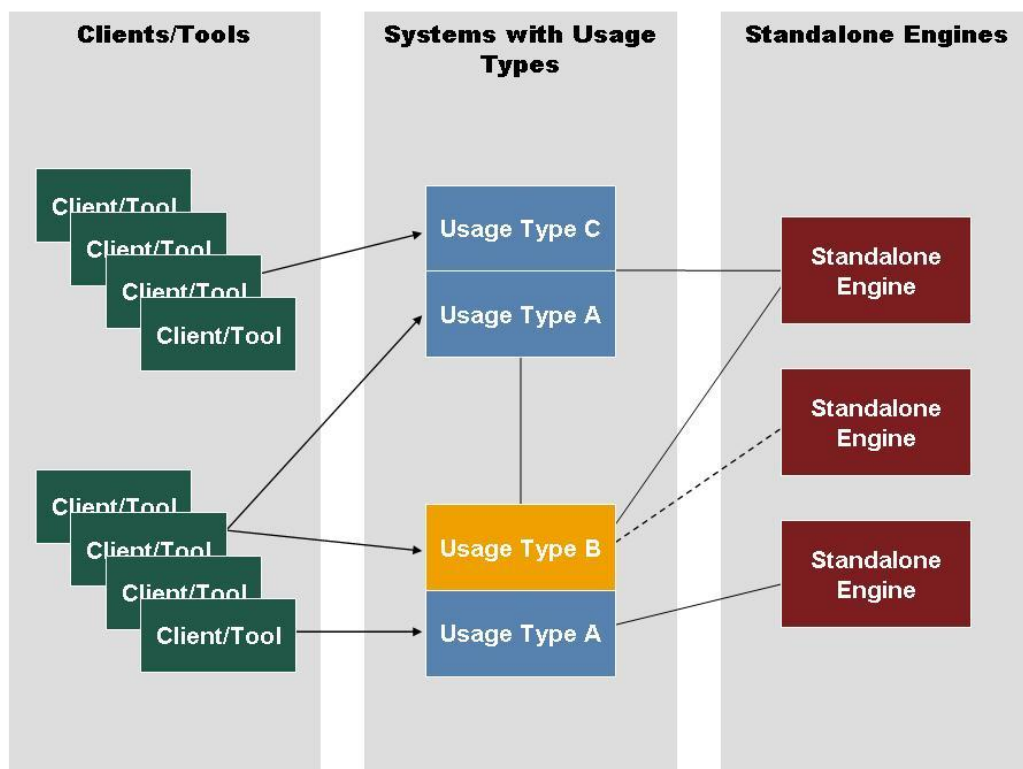


Figure 1: Systems with usage types

### 2.1.2.1 Systems with usage types

SAP systems are the main building blocks of SAP NetWeaver. You identify them by their unique SAP system IDs (SAPSIDs). Further, SAP has configured them for a certain purpose, as indicated by usage types. Usage types carry the following characteristics:

- Are structuring elements for SAP software on a technical level
- They determine the intended purpose of a system and the role it plays in a given (distributed) IT scenario
- Are realized by installing and configuring a collection of software components
- Allow a logical view of the technology platform SAP NetWeaver
- May require other usage types in the same system to operate
- Can also run in the same system as other usage types that are not a prerequisite

## Use of SAP NetWeaver Systems

The following lists the usage types and their dependencies for SAP NetWeaver:

- Application Server ABAP (AS ABAP)

### Purpose

We use AS ABAP to provide the ABAP foundation of SAP NetWeaver.

Part of AS ABAP is the Search Engine Service (SES), which enables users to search for business objects using Search and Classification (TREX). SES accesses Search and Classification (TREX) functions through the Search and Classification (TREX) ABAP client. SES replicates the business objects from the ABAP application to Search and Classification (TREX), so that it can apply Search and Classification (TREX) search functions to them. When a user enters a search query, the Search and Classification (TREX) system responds to it, not the database for the ABAP application. For more information, see the document *Installation Guide – SAP NetWeaver TREX Single Hosts / Multiple Hosts*.

### Dependencies

You combine AS ABAP optionally with other usage types in one system.



SAP List Viewer in Web Dynpro for ABAP (ALV), which is part of AS ABAP requires in certain cases the installation of EP components. ALV is a reusable, configurable component for the visualization of tabular data. It provides a comprehensive set of generic functions for tabular data. One of the generic functions is creating a print version. If you want to use this function, you have to install EP. After the installation, you need to set up the communication from and to the Enterprise Portal. In addition, Adobe document services (included in Application Server Java) needs to be available.

For more information about ALV, see the SAP Library at *SAP NetWeaver Library → Getting Started → Using SAP Software → Working with Tools and Features → Working with Lists → SAP List Viewer for Web Dynpro*.

- Application Server Java (AS Java)

### Purpose

AS Java provides the Java foundation of SAP NetWeaver. Among the key capabilities of AS Java are:

- J2EE Engine – a J2EE 1.3-compliant application server for running enterprise applications. In addition to the pure J2EE standard technologies, the J2EE Engine implements complementary technologies, such as Web Dynpro or Web Services, that are targeted at supporting large-scale, real-business application development projects.

- SAP Composite Application Framework Core (CAF Core) is a service-oriented architecture for building and deploying composite applications. It enables modeling of different service types – entity services that represent a domain model, application services that implement business logic, and external services that offer connectivity to back end services by means of remote function calls (RFCs) or Web services. Usage type AS Java comprises the CAF Core runtime environment, while design time tools are part of the SAP NetWeaver Developer Studio.
- Web Dynpro is the user interface technology for developing professional business applications for mobile as well as for desktop clients. You can easily integrate Web Dynpro applications into systems with product instance SAP NW - EP Core. This provides you with a unified layout for the end user as well as enhanced navigation support. Web Dynpro also allows, for example, the development of interactive forms using the Adobe document services.
- Adobe document services is a set of runtime services that provide a range of form and document creation and manipulation functions such as:
  - Converting XML form templates (created using Adobe LiveCycle Designer) to PDF and various print formats
  - Setting Adobe Reader rights to enable users to fill in and annotate forms, save, and print them locally, and include digital signatures for authentication using the free Adobe Reader software
  - Extracting data from SAP applications into Interactive Forms and transferring form data back into SAP applications using XML



Adobe Document Services currently do not run on all platforms supported by SAP NetWeaver. For more information, see SAP Note [925741](#).

### Dependencies

You combine AS Java optionally with other usage types in one system.

- EP Core (EPC)

### Purpose

EPC (SAP ERP – SAP NW – EP Core) provides the basic portal capabilities for SAP NetWeaver. It brings SAP NetWeaver to the user in a uniform and consistent manner. It offers a single point of access through a Web front end to SAP and non-SAP information sources, enterprise applications, information repositories, databases, and services across organizational and technical boundaries—all integrated into a single user experience.

Usage type EPC is a prerequisite for using the portal add-on capabilities provided by usage type EP. EPC alone provides you with more flexibility when you implement a portal where you do not need the full enterprise portal capabilities.

In addition to the Web Frontend capabilities, EPC contains the Universal Worklist and Guided Procedures (GP).

- The Universal Worklist offers users unified and centralized access to their work and relevant information from within the portal. It collects tasks and notifications from multiple provider systems – Business Workflow, Collaboration Task, Alert Framework, and KM Recent Notifications – and displays them in a single list.

- Guided Procedures (GP) are a framework for modeling and managing processes that involve access to multiple back-end systems. GP enables runtime collaboration and execution of Ad hoc items. This framework also allows the invocation of various types of applications and services within a process, such as Web Dynpro and Business Server Pages (BSP) applications, and RFCs. GP implements differentiated role-based access to the available tools in accordance with the user's functions in the enterprise.

### Dependencies

EPC requires AS Java as a prerequisite in the same system. Optionally, you can combine them with other usage types in one system.

- Enterprise Portal (EP)

### Purpose

The following portal add-on capabilities are tightly integrated into usage type Enterprise Portal (Product instance SAP NW - EP Core)

- Knowledge Management (KM): Enables portal users to distribute, access, and manage unstructured information within an organization in a heterogeneous repository landscape. Capabilities include collaborative document authoring and publishing, version management, search and navigation with taxonomies, automated classification and subscription, and more.
- Collaboration: Brings users, information, and applications together to ensure successful cooperation and interaction in the portal. These tools include collaboration rooms, instant messaging, e-mail, and calendar integration.
- Visual Composer: The Visual Composer is a powerful modeling tool, which bases on the SAP NetWeaver platform. It facilitates the creation of content and enables model-driven application development via a visual user interface.
- PDK for .NET: Offers a set of tools that enables Microsoft .NET developers to build portal content for SAP NetWeaver Portal. It allows organizations to leverage their existing investments in the .NET technology and developers' skills, as well as to take advantage of SAP NetWeaver technology.
- Adobe Flex server: To model applications that run in the Flash runtime, the Adobe Flex server is required to compile applications modeled in Visual Composer to Flash .swf files, for deployment to the portal.
- Application Sharing Server: This service provides data streaming services that enable application-sharing capabilities provided by SAP NetWeaver Collaboration.
  - The server handles the flow of data between portal users collaborating through the real-time-collaboration-based application-sharing feature. Real time collaboration application sharing allows users to share their Windows desktop or individual applications with other portal users in real time. Remote users can interact directly with the shared desktop or application as if they were sitting at the host's machine.
  - The tools install the server automatically with usage type EP on the portal machine. From there, it the process replicates it to other system instances of the AS Java cluster, as are other components. In a cluster environment, you distribute the load generated by Application Sharing Server among all Application Sharing Server machines in the cluster.



We recommend that you install an additional system for productive use with usage type EP to run the service Application Sharing Server standalone on a

dedicated host in a separate installation procedure. This reduces networking and J2EE demands generated by the server on the portal machine

Optionally, you can install the following add-ons on top of EP:

- The forums application add-on provides a comprehensive range of discussion features, which are particularly suitable for community scenarios. Forums typically focus on a specific purpose, such as support or human resources. They can also offer customers a place to trade product tips and solutions. Intuitive user interfaces make it easy for users to ask questions, share information, post announcements to the community, escalate questions to experts, and receive updates on posted comments. Users can create draft versions of their postings, exchange private e-mails with other forum users and vote in polls.
- The Web Page Composer add-on enables departments to create and publish Web sites for a company intranet or an external information portal.

#### **Dependencies**

Usage type EP requires EPC and AS Java as a prerequisite in the same system. Optionally, you can combine it with other usage types in one system.

- Business Intelligence Java Components (BI Java)

#### **Purpose**

- You use BI Java to provide the Java runtime for IT scenarios, such as Enterprise Reporting, Query, and Analysis, as well as for Business Planning and Analytical Services. It enables variants, such as Information Broadcasting and Ad-hoc Query & Analysis. It also enables Web Dynpro-based BI applications and third-party data access via Universal Data Integration.

#### **Dependencies**

- BI Java requires AS Java and EPC or EP in the same system instance. Optionally, you can combine it with other usage types in one system. Scenarios that run on usage type BI Java also require usage types BI and AS ABAP.
- Installing BI Java, automatically leads to the simultaneous installation of AS Java, EPC, and EP. Upon configuring BI Java, you do not need to perform further steps in AS Java, EPC, and EP.
- Scenarios that run on usage type BI Java also require usage types BI and AS ABAP. No matter whether you run BI and BI Java in the same or in separate systems, you must keep them synchronized with regard to the applied Support Package Stacks.

Business Intelligence (BI)

#### **Purpose**

Usage type Business Intelligence (Product instance SAP NW - Business Intelligence). BI is used to provide the infrastructure for:

- Data warehousing
- Various analytical technologies and functions
- Business Planning functions
- Web-based and Excel-based reporting, analysis, and planning
- Information Broadcasting to distribute BI content via various channels, either as precalculated documents with past data, or as links with live data

- Open analysis interfaces that make various interfaces available for connecting front-end tools of third-party providers

BI provides the foundation for SAP NetWeaver 7.0 scenarios such as:

- Enterprise Data Warehousing
- Enterprise Reporting, Query and Analysis
- Business Planning and Analytical Services

It includes the complete ABAP stack of the SAP NetWeaver BI data warehouse and BI platform units.

### Dependencies

AS ABAP in the same system is a prerequisite for BI. Optionally, you can combine it with other usage types in one system as well. Scenarios that run on usage type BI also require usage type BI Java. No matter whether you run BI and BI Java in the same or in separate systems, you must keep them synchronized with regard to the Support Package Stacks, which you have applied



For usage type BI, there is no installation option in SAPInst. Instead, you have to install AS ABAP with *SAPInst* and then SAP NetWeaver 7.0 BI Content Add-On (product instance BI Content).

- Development Infrastructure (DI)

### Purpose

You use Development Infrastructure of SAP NetWeaver to provide the environment for all processes of Java-based development and Java-based software life-cycle management. The Change Management Service (CMS) manages all development phases centrally, from the definition of a central development environment for each software project, to quality management and production. CMS controls the management of sources in the Design Time Repository (DTR) and of archives in the Component Build Service (CBS). The component model adds metadata to Java-based projects, which is the basis for the new development process.

- For each IT scenario that uses SAP NetWeaver Development Infrastructure (NWDI), the following two Java development scenarios of NWDI define to what extent NWDI is used:
  - Java Projects with Central Source File Storage: Development with central source code versioning only (that is, only DTR is used).
  - Developing Components with the NWDI: All services of the Development Infrastructure and SAP's component model are used.

### Dependencies

DI requires AS Java as a prerequisite in the same system. Optionally, you combine it with other usage types in one system.

- Mobile Infrastructure (MI)

### Purpose

usage type Mobile Infrastructure (Product instance SAP NW - Mobile Infrastructure). The software uses Mobile Infrastructure to enable field personnel to participate in a business process in a so called *occasionally connected mode*. In this mode a direct connection (using WLAN or GPRS) between mobile device and back end is only established at certain times. These moments are considered synchronization points, when the Mobile Infrastructure Server (that is, the system with usage type MI) and Mobile Infrastructure Client exchange data to keep server and client updated. This enables you to perform



process tasks completely independent from the back-end system. This procedure is helpful if you cannot guarantee a steady connection or if it is too expensive. To realize this usage type, an intelligent application needs to run on each device containing a user interface, business logic, and data handling.



Mobile Infrastructure uses Jakarta Tomcat 3.2.4.  
The Java Secure Socket Extension includes code licensed from RSA Data Security.

### Dependencies

MI requires AS ABAP and AS Java as prerequisites in the same system. Although technically possible, we do not recommend that you combine MI with other usage types (besides AS ABAP and AS Java) in one system. Instead, we recommend that you install a dedicated MI system.

- Process Integration (PI)

### Purpose

Usage type PI (Product instance SAP NW - Process Integration) consists of core components that model, design, automate, and integrate processes in one or more application systems. For the integration of internal and cross-company processes, you use PI to incorporate all the functions of what was formerly known as Exchange Infrastructure (XI). In addition, PI contains core components for Business Process Management for application-embedded and application-unbounded processes.

The service J2EE Adapter Engine (PI/XI) is also part of usage type PI. You use J2EE Adapter Engine (PI/XI) to connect to SAP systems (RFC adapter) and external systems. You use the various adapters in J2EE Adapter Engine (PI/XI) to convert XML and HTTP-based messages to the specific protocol and format required by these systems, and the other way around. You can use the J2EE Adapter Engine (PI/XI) that is part of your PI system as a central J2EE Adapter Engine (PI/XI). Optionally (for performance reasons), you can install a decentral J2EE Adapter Engine (PI/XI) separately as a system with AS Java and parts of the usage type PI on a separate host.

In addition, Partner Connectivity Kit (PCK) runs on AS Java with parts of the usage type PI. It enables a system of a smaller company or subsidiary that does not run SAP NetWeaver to connect to your SAP NetWeaver systems with usage type PI.

### Dependencies

PI requires AS ABAP and AS Java as prerequisites in the same system. Optionally, you can combine it with other usage types in one system.

We recommend that you identify a dedicated PI system. For PI, no other system in your system landscape may have a higher release than the PI system. For exceptions to this rule, see SAP Note [1043047](#). For example, SAP XI 3.0 is compatible with SAP NetWeaver 6.40 and 7.0 application systems, since the same XI protocol is used. If you want to upgrade or install an application in your system landscape, you must first ensure that the PI system is on the same release level. If required, upgrade the PI system first to the new or a higher release. With a dedicated PI system, you can accomplish this objective with a minimum of downtime. The PI system is not affected by the downtime of other usage types running in the same system.



Although it is technically possible to run an application system in your system landscape with a higher release than your PI system, we do not support this setup, apart from the exceptions listed in SAP Note [1043047](#). Therefore, you can only run such a landscape at your own risk.



For information about release dependencies concerning the system landscape directory of SAP NetWeaver, review the document Planning Guide - System Landscape Directory and SAP Note [954820](#).

### Configuration of Systems with usage types

For more information, see *Installation Guide – SAP NetWeaver 7.0* → <Technology> on <Operating System>: <Database>:

- For certain usage types, the configuration wizard applies configuration tasks after you have installed the system and patched it for the first time. To do this, you need to start the configuration wizard from the SAP NetWeaver Administrator.
- The configuration steps for systems with usage type required for an IT scenario are accessible in the following ways:
  - Through SAP Solution Manager
- In SAP Solution Manager, you create a project and a project structure. In the configuration phase, you select configuration structures with predelivered SAP content for your project and make cross-scenario configuration settings. After the configuration of these basic settings, you make scenario-specific configuration settings. To configure ABAP systems, SAP Solution Manager offers executable configuration files (IMG activities).
- To be able to use SAP Solution Manager for the configuration tasks, you have to import the latest SAP Solution Manager Implementation Content (Add-On ST-ICO) that is available for your SAP Solution Manager release. For more information, see SAP Note [631042](#) {Release strategy for Implementation Content (ST-ICO)}.
- For more information about SAP Solution Manager Implementation Content, see SAP Service Marketplace at <http://service.sap.com/swdc> → *Installations & Upgrades* → *Entry by Application Component* → *SAP Technology Components* → *SAP Solution Manager* → <Release> → *Content* → *ST-ICO*.
  - In the Technology Consultant's Guide
- The Technology Consultant's Guide provides you with the same textual information as SAP Solution Manager, but does not offer the executable configuration files (IMG activities) for ABAP system configuration.
- For more information, see SAP Help Portal at [help.sap.com/nw7.0](http://help.sap.com/nw7.0) → *SAP NetWeaver Library* → *Technology Consultant's Guide*

### Restrictions for Systems with Multiple usage types

To deploy additional Java usage types to existing Java systems, you can use a procedure based on Java Support Package Manager (JSPM). For example, you can add BI Java, EPC, and EP to an existing AS Java or AS ABAP + AS Java system. Since you must perform configuration steps manually, plan additional effort if you wish to add a Java usage type to an existing Java system. For more information, see SAP Note [883948](#).



This restriction does not apply for adding Java usage types, like EPC, EP, and BI Java, to existing ABAP-only systems, provided that you add AS Java at the same time. You perform this task with the SAPinst installation service Java Add-In. The software supports this service fully as of SAP NetWeaver 7.0 SR1. With the Java Add-In, you can add BI Java, EPC, and EP together with AS Java to an ABAP-only system. The JSPM procedure described above is required only if your system already runs on AS Java

If you have one system with multiple usage types, be aware that SAP does not provide standard tools to separate these usage types to multiple systems at a later stage.



If you have a system with usage types A and B, you are not able to migrate it with SAP standard tools into two systems, one only with usage type A and the other only with usage type B.

In addition, SAP does not provide standard tools to merge multiple systems with different usage types into one system with multiple usage types at a later stage.

If you want to perform these tasks, you require specific project support. SAP standard system copy and migration tools do not support you in separating or merging systems with usage types.

Although you can use one system for multiple usage types, client restrictions apply for the following usage types:

- PI requires a dedicated client, due to special PI requirements concerning the client pipeline. Whereas application client pipelines only send and receive messages, the central PI pipeline can also map messages to different formats before sending them.
- For BI, you should reserve a dedicated client for reporting purposes. In this client, activate SAP NetWeaver 7.0 BI Content Add-On as required (See [Section 5.3.2.3 - BI Content Add-On](#)).



A common client for BI and product instance SAP ECC Server (See [Section 5.1.1 – Product Instance SAP ECC Server](#)) is not supported, or possible.



For more information about client restrictions for systems with multiple usage types, see SAP Service Marketplace at <http://service.sap.com/instguidesNW70> → *Master Guide - SAP NetWeaver 7.0*.



- If you plan to operate product instance SAP ECC Server together with one or all of the SAP NetWeaver 7.0 usage types BI, PI, EP, MI and/or DI in the same system instance, see SAP Service Marketplace at <http://service.sap.com/notes> → SAP Note [855534](#) (Embedded NetWeaver Components in ERP).
- If you intend to install it in a shared system instance, keep in mind that a common client for product instance SAP ECC Server and product instance SAP NW - Business Intelligence is in any case not possible. Product instance SAP NW - Process Integration must be set up in a dedicated client also.

## 2.1.2.2 SAP NetWeaver 7.0 - Clients

Clients represent programs or tools, which you can install in addition. These tools reside either on local front-end PCs accessed by users or on back-end systems, where they act as client programs within an SAP NetWeaver system landscape.

- SAP NetWeaver includes the following front-end clients:
- Adobe® LiveCycle™ Designer
- Business Explorer (BI)
- J2SE Adapter Engine (PI/XI)

- Mobile Infrastructure Client
- SAP GUI
- SAP NetWeaver Developer Studio
- SAP NetWeaver Developer Workplace

SAP offers three different client types for accessing ABAP applications in SAP systems, such as SAP NetWeaver 7.0 systems with usage type AS ABAP. These three client applications together belong to the SAP GUI Family:

- SAP GUI for HTML

SAP GUI for HTML requires the SAP Integrated Internet Transaction Server (ITS), which is included in the installation of SAP NetWeaver systems, as of SAP NetWeaver 2004. On the client side, only a suitable browser (such as, Internet Explorer 6.0 or Fire fox 1.0) and a virtual machine are required.



SAP ITS 6.20 is not compatible with SAP NetWeaver 7.0.

- SAP GUI for the Java Environment (SAP GUI for Java)

SAP GUI for Java is a generic client, which covers a variety of platforms like Windows, Linux, Mac OS, and various UNIX versions.

For more information about the installation of SAP GUI for Java, see SAP Service Marketplace at <http://service.sap.com/instguides> → *Installation Guide - SAP Front End*

- SAP GUI for the Windows Environment (SAP GUI for Windows)

SAP GUI for Windows is SAP's universal client for accessing all SAP applications built on ABAP technology. It is solely available on the Microsoft Windows platform and offers the broadest set of features among the three client applications in the SAP GUI Family.

For more information about the installation of SAP GUI for Windows, see *Installation Guide - SAP Front End*.

SAP GUI also includes optional Add-Ons, for example, BI Add-On and KW Add-On. These are required for certain IT scenarios.



For SAP NetWeaver 7.0, we recommend that you use either of the following:

- SAP GUI for Windows 7.10 (or higher) with the latest patch level
- SAP GUI for Java 7.00 (or higher) with the latest revision
- The SAP Integrated ITS 6.40

SAP GUI for Windows 6.20 (as of patch level 57) and SAP GUI for Windows 6.40 are compatible with SAP NetWeaver 7.0 as well.

- If you require BI Add-On or KW Add-On, you need SAP GUI for Windows 7.10 or SAP GUI for Windows 6.40 Compilation 4 (or higher). You need SAP GUI for Windows, because the new BI and KW add-on components required for SAP NetWeaver 7.0 are only available as of this compilation CD.
- For more information about the SAP GUI Family, see SAP Service Marketplace at <http://service.sap.com/sapgui>.



For more information about clients and tools, see SAP Service Marketplace at <http://service.sap.com/instguidesNW70> → *Master Guide - SAP NetWeaver 7.0*.

### 2.1.2.3 SAP NetWeaver 7.0 - Standalone Engines

Standalone engines of SAP NetWeaver are additional installable software units. They do not work as full-blown systems of SAP NetWeaver, but as standalone engines that provide specific (server) functionality in combination with one or more SAP NetWeaver systems.

Standalone engines are not part of a usage type. They do not run on AS ABAP or AS Java.

For SAP NetWeaver, the following standalone engines are available:

- Content Server
- Gateway
- SAP Central Process Scheduling application by Redwood
- liveCache
- Search and Classification (TREX)
- Web Dispatcher



For more information about stand-alone engines, see SAP Service Marketplace at <http://service.sap.com/instguidesNW70> → *Master Guide - SAP NetWeaver 7.0*.

### 2.1.3 System Landscape Directory

Today's system landscapes consist of multiple distributed software components with different platform dependencies, different interfaces, and different requirements placed on installation and change management. System landscape directory of SAP NetWeaver is the central directory of system landscape information relevant for the management of your software life cycle. It contains a description of your system landscape, that is, software components that you have currently installed. It also contains a repository of software components that you can install in addition in your landscape. Examples are the different software components available from SAP. In this way, the system landscape directory acts as a central information provider for SAP and third party tools that use this data to deliver the services you need to keep your landscape running.

If non-ABAP software units exist in your system landscape, then the system landscape directory is mandatory. The system landscape directory is included in SAP NetWeaver 7.0 systems with usage type AS Java and SAP NetWeaver Application Server Java 6.40.



For more information about the system landscape directory, see SAP Service Marketplace at <http://service.sap.com/instguidesNW70> → *Master Guide - SAP NetWeaver 7.0*.

### 2.1.4 Software Lifecycle Manager

You can use Software Lifecycle Manager of SAP NetWeaver (SLM) optionally to simplify and ease the planning of all software logistics tasks (installation, upgrade, and patch installation) in your system landscape. Software Lifecycle Manager complements SAP Solution Manager in managing the lifecycle of your SAP solutions and products that run on multiple SAP components more effectively.

SLM has the following features:

- Offers a graphical overview of the existing system landscape, including installed software components (with Support Package information) and realized business scenarios
- Enables you to view details about SAP solutions, products and business scenarios stored in the System Landscape Directory
- Allows you to view and maintain details about third-party software applications and business scenarios that are stored in SLD
- Guides you, by means of planning wizards, through the landscape planning process. This feature helps you to realize new application systems and business scenarios, or it supports you to deploy application components and Support Packages.
- Checks whether planned system landscape changes conflict with both the planned and existing landscape, and offers possible actions to handle conflicts
- Offers a graphical overview of planned system landscapes

SLM is automatically included in every SAP NetWeaver 7.0 system with usage type AS Java. A configured System Landscape Directory (SLD) running in the same system is a prerequisite for SLM. No further configuration is required to bring SLM into operation on a system where a configured SLD is already running.



If you want to use SLM for planning the introduction of SAP ERP 6.0 in your landscape, first install the SAP NetWeaver 7.0 system with usage type AS Java on which SLM runs. You take the central administration and monitoring system for this task. Later you can use SLM to plan the introduction of additional SAP ERP and SAP NetWeaver 7.0 systems to host your SAP ERP processes and role-based Work Centers. For more information, see SAP Service Marketplace at <http://service.sap.com/slm>.



The Master Guide for SAP ERP 6.0 documents component information for SAP ERP (see [Section 4 - Key Functional Areas of SAP ERP 6.0](#)). The same component information is also available in SLM if you install and use it.

## 2.1.5 SAP Solution Manager

The SAP Solution Manager platform supports the implementation and operation of SAP ERP 6.0. Using SAP Solution Manager significantly accelerates the implementation process and helps you to reach your business goals. SAP Solution Manager enables you to take advantage of SAP's full support and continuous improvement offerings.



For more information about availability of content specifically tailored to your application, see SAP Service Marketplace at <http://service.sap.com/solutionmanager>.

With SAP ERP 6.0, the SAP Solution Manager contains standard implementation content for approximately 300 processes and more than 10 role-based Work Centers, covering all key functional areas of the SAP ERP Solution Map. This enables a rapid implementation of the entire application in units of business processes.



- At least you need SAP Solution Manager 3.20 with SP18, if you plan to configure SAP NetWeaver Portal Business Content and SAP NetWeaver Business Intelligence Business Content in the SAP NetWeaver Business Content Environment. For more information, see [Section 5.3.2 - Selected Business Packages and Content Instances in Detail](#).
- You can use any SAP NetWeaver Business Content Environment in your system landscape. These environments are part of each SAP NetWeaver 7.0 usage type AS ABAP. We recommend that you choose a separate, dedicated client on a development or test system for that purpose.
- For more information about configuring the Business Content Environment, see SAP Help Portal at [help.sap.com](http://help.sap.com) → *SAP NetWeaver* → *Solution Life Cycle Management* → *SAP NetWeaver Business Content Environment*.
- You must assign all users installing and configuring SAP NetWeaver Business Content to the roles SAP\_BC\_WEBSERVICE\_ADMIN and SAP\_BC\_BUSINESS\_CONTENT in the SAP NetWeaver 7.0 system.
- With mass shipment of SAP ERP 6.0, you should use the SAP Solution Manager 7.0 running on NetWeaver 7.0. In that case, a separate client and the above role assignment are no longer necessary.

In your SAP ERP project, execute the following activities using SAP Solution Manager:

- Define your Application Landscape.
- Connect existing systems to enable Early Watch Alert
- Define those business processes that are affected by SAP ERP 6.0



Document, configure and test the previously defined business processes. Train end users via SAP Solution Manager.

The following table summarizes the information sources available for SAP Solution Manager:

**Table 4: Information Sources for SAP Solution Manager**

Topic	Quick Link/ Path
System infrastructure, scenarios, installation, and configuration of SAP Solution Manager	Master Guide - SAP Solution Manager available on SAP Service Marketplace at <a href="http://service.sap.com/instguides">http://service.sap.com/instguides</a> → <i>SAP Components</i> → <i>SAP Solution Manager Guides</i>
Benefits and usage scenarios	SAP Solution Manager - Learning Maps available on SAP Service Marketplace at <a href="http://service.sap.com/rkt-solman">http://service.sap.com/rkt-solman</a> or



Topic	Quick Link/ Path
	<a href="http://service.sap.com/solutionmanager">http://service.sap.com/solutionmanager</a>
Additional information	SAP Service Marketplace at <a href="http://service.sap.com/solutionmanager">http://service.sap.com/solutionmanager</a>
SAP NetWeaver Master Guide	SAP Service Marketplace at <a href="http://service.sap.com/instguidesNW70">http://service.sap.com/instguidesNW70</a> .

The following list summarizes installation considerations for the SAP Solution Manager:

- You **must** assign each SAP ERP (or SAP NetWeaver) system to an installation of the SAP Solution Manager. SAP Solution Manager is the required platform, which efficiently supports the implementation and operation of your SAP application. As a prerequisite for support, SAP requires remote access to the SAP Solution Manager that hosts the affected system landscape.
- If you already have an SAP Solution Manager deployment in place, you can also use it to manage the application you build with SAP NetWeaver and SAP ERP. In this case, it is highly recommended that you update SAP Solution Manager to the most recent version.
- It is possible to install multiple system instances of the SAP Solution Manager. In this case, each installation should host separate business applications.
- If you want to reduce the risk of unavailability, do not install SAP Solution Manager as a central component. Instead, operate a two-system landscape with test and production environment of SAP Solution Manager, especially if you are using time-critical functions like Support Desk. If you also develop your own content, we recommend you to use a three-system landscape with development, test, and production environment.

## 2.1.6 Solution Manager Diagnostics

If you are using SAP components based on the JAVA stack, then you must install and use Solution Manager Diagnostics for root cause analysis.

Solution Manager Diagnostics provides efficient and safe root cause analysis of incidents in customer applications powered by SAP NetWeaver. It helps you to monitor operating systems, databases, Java application activities, performance, and logs. It also supports the reporting of software and configuration changes that can lead to malfunctions and errors.

You must install one system with Solution Manager Diagnostics within your SAP application landscape. In particular this is required if you run applications based on SAP NetWeaver systems with usage type AS Java. Agents are responsible for delivering the data from all productive hosts within your system landscape to the Solution Manager Diagnostics system.



SAP Support performs root cause analysis on incoming incidents on Solution Manager Diagnostics. Not installing and configuring this support infrastructure results in dramatically reduced service level.

SAP Solution Manager and SAP Solution Manager Diagnostics play key roles with regard to supportability and monitoring of system landscapes. We recommend you to familiarize yourself with this topic. For more information, see the SAP NetWeaver Master Guide at <http://service.sap.com/instguidesNW70>.

The following table summarizes the information sources available for SAP Solution Manager Diagnostics:

**Table 5: Information sources for SAP Solution Manager Diagnostics**



Topic	Quick Link/ Path
System infrastructure, scenarios, installation, and configuration of SAP Solution Manager Diagnostics	Monitoring Setup Guide - Solution Manager Diagnostics in SAP Service Marketplace at <a href="http://service.sap.com/instguidesNW70">http://service.sap.com/instguidesNW70</a> .  Master Guide - SAP NetWeaver 7.0 available in SAP Service Marketplace at <a href="http://service.sap.com/instguidesNW70">http://service.sap.com/instguidesNW70</a> .
Benefits and usage scenarios of Solution Manager Diagnostics	SAP Service Marketplace at <a href="http://service.sap.com/diagnostics">http://service.sap.com/diagnostics</a> and the FAQ

## 2.1.7 SAP NetWeaver Rapid Installer 7.0

### Purpose

You need to implement new functionality in your system landscape. Either to meet the need, you add new systems to the existing landscape or you build a completely new system landscape.

SAP NetWeaver Rapid Installer is an installation and configuration tool that supports a rapid and initial setup of an SAP NetWeaver system landscape. SAP NetWeaver Rapid Installer for SPS 11 and above:

- Installs an SAP NetWeaver system with the usage types Application Server Java (AS Java) and Enterprise Portal Core (EPC)



As of SAP NetWeaver 7.0 SR2 (based on SPS 09), usage type Enterprise Portal (EP) has been separated into two closely related usage types: EP Core (EPC) and Enterprise Portal (EP). Usage type EPC provides the core portal capabilities available in the former usage type EP. Usage type EP now includes all portal add-on capabilities it provided before (for example, knowledge management and collaboration), but without the core portal functionality. For more information, see SAP Note [982502](#) (Release note for EPC usage type).

- Installs and configures SAP ERP 6.0 Business Packages including Business Package for Employee Self-Service (ESS) and Business Package for Manager Self-Service (MSS) along with other software components

The result of the installation and configuration process is a standard SAP NetWeaver EP Core system (Product instance SAP NW - EP Core). This system is running role-based Work Centers for SAP Manager Self Service and SAP Employee Self-Service role based on SAP ERP 6.0.

### Prerequisites

Before using SAP NetWeaver Rapid Installer, read the *Installation Guide – SAP NetWeaver Rapid Installer* guide. This document describes the installation procedure, hardware and software requirements, and preinstallation activities.

You can find this document and additional information in the *Documentation* folder on the SAP NetWeaver Rapid Installer DVD.

### Product Details

The tool installs the following main software units and product instances:

- SAP XSS (Self-Services)

- SAP ERP 6.0 Business Packages including Business Package for Employee Self-Service and Business Package for Manager Self-Service
- An SAP NetWeaver 7.0 system with usage types Application Server Java (AS Java) and Enterprise Portal Core (EPC)
- SAP NW – Search and Classification
- System landscape directory included in AS Java; you can also use an existing system landscape directory.

After you have finished the installation, you can start the configuration. The configuration is a separate step and you can perform it either directly after the installation or at a later point in time.

For example, you perform the following configuration steps:

- Scenario-oriented configuration for SAP ERP of Self-Service Scenarios for SAP ERP 6.0 and scenarios for SAP Best Practices
- Backend connection to your systems with product instances SAP ECC Server (SAP ECC 6.0) and SAP NW Business Intelligence
- Alias configuration of Automatic Roles and assignment of pre-defined Automatic Roles. For more information, see SAP Note [1000291](#) (Automatic Roles)



For more information about the product, see SAP Service Marketplace at <http://service.sap.com/nw-ri>.

### Technical Restrictions

SAP NetWeaver Rapid Installer has the following limitations:

- It is available for a limited set of platforms. For more information, see SAP Service Marketplace at <http://service.sap.com/nw-ri>.
- It supports a single-node installation on one host.
- SAP NetWeaver Rapid Installer supports a single-node installation on one server. Additional Java dialog system instances can be set up using the standard installation tool *SAPinst*.

## 2.2 SAP Industry Solutions

In previous releases of SAP ERP, you had to install individual Industry Solutions as add-ons to the core functions. Starting with SAP ERP 6.0, we have integrated all these SAP Industry Solutions (IS), except the SAP Apparel Footwear Solution, with SAP ERP Enterprise Core Component (product instance SAP ECC Server).

In previous versions of SAP ERP and R/3 Enterprise Industry Solution, upgrades typically occurred with time delays, and not all releases were supported and available for Industry Solutions. Now, every time SAP delivers upgrades or updates to SAP ERP, the upgrade process takes care, to upgrade the Industry Solutions.

The new *switch and enhancement framework* technology within SAP ERP 6.0, makes it possible to reuse functions of various IS in different SAP ERP systems. Further, SAP ensures that it develops both, the core product and the Industry Solutions, in the same system landscape. This means that all development objects change the originals, and are not modifications to the core development objects.



- The Master Guide for SAP ERP 6.0 does not address industry-specific functionality. However, whenever possible, this guide mentions industry-specific aspects.
- You can find industry master guides in SAP Service Marketplace at <http://service.sap.com/instguides> → *Industry Solutions* → *Industry Solution Master Guides*. These guides include important industry-specific information. Make sure that you also read the guides, which are relevant to your specific implementation.

## 2.2.1 Realizations of Industry Solutions

Releases before SAP ERP 6.0 include the following Industry Solutions:

- Industry Solutions deployed In-Core
- Industry Solutions deployed as Extension Sets
- Industry Solutions deployed as Add-Ons

With release SAP ERP 6.0, the following types of Industry Solutions are available:

- Industry Solutions deployed In-Core
- Industry Solutions deployed as Enterprise Extension Sets
- Industry Solutions deployed as Industry Extension Sets
- Industry Solutions deployed as Add-Ons



Combinations of the deployment options are possible.

### 2.2.1.1 Industry Solutions in SAP ERP 6.0

The functions of the type *Industry Solutions Deployed In-Core* are available immediately after installing product instance SAP ECC Server. These applications remain unchanged and continue to be available within any SAP ERP implementation, although separate licenses are required.

With SAP ERP 6.0, the former industry add-ons are now available directly, without the requirement to install them as separate add-ons. We have realized this capability using a new type of extension, the industry extension. The new industry extensions are now available in addition to the enterprise extensions, which were previously available to address generic business needs.

As before, SAP add-ons are available in addition to special enhancements to the functionality.

### 2.2.1.2 Benefits of Industry Consolidation

The benefits of consolidating the various Industry Solutions within the core are as follows:

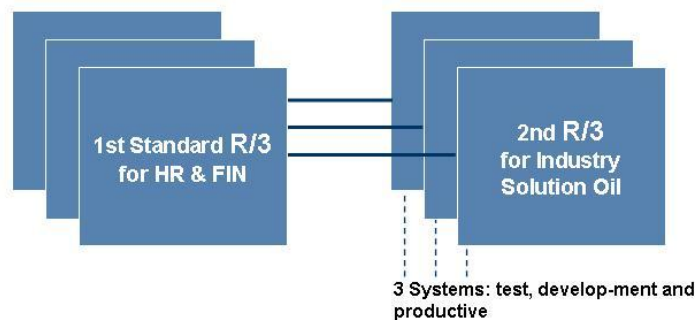
- SAP has now synchronized release cycles for Core Applications and Industry Solutions, which were previously part of separate release cycles. SAP ERP 6.0

physically contains all the industry-specific coding. Now you can simultaneously activate one SAP Industry Solution per customer system.

- You easily meet legal requirements on time
- You can install support packages more quickly and easily.
- All industries directly benefit from the attractive functionality of SAP ERP.
- Industries can adopt evolving technologies, such as SAP NetWeaver, much earlier.
- We have simplified the system landscape dramatically. In the past, each Industry Solution required its own landscape with development, consolidation, and quality assurance and translation systems. Now, all industry-related developments take place within one system.

The following figure compares the changes in the general setup of the system landscape and highlights the decrease in the number of systems required.

#### Example: Former IT Landscape



#### Example: New IT Landscape



Figure 2: Example - Landscape Changes Due to Consolidation of Industry Solutions

## 2.2.2 Availability of Industry Solutions

### 2.2.2.1 Industry Solutions Deployed In-Core

The functionality *Industry Solutions Deployed In-Core* is available immediately after installing product instance SAP ECC Server. The following core Industry Solutions are available with SAP ERP 6.0:

- SAP for Chemicals
- SAP for Consumer Products (except the solutions listed as extension)
- SAP for Industrial Machinery & Components
- SAP for Life Sciences
- SAP for Travel & Logistics Services
- SAP for Postal Services
- SAP for Professional Services
- SAP for Public Sector (SAP ERP Human Capital Management for the Public Sector including *Betriebliche Altersversorgung (BAV)* (German for *Pension Scheme Germany*)).
- SAP for Railway Services
- SAP for Retail
- SAP for Wholesale Distribution

## 2.2.2.2 Industry and Enterprise Extensions

In addition, you can activate Industry and Enterprise extensions, as described in [Section 2.2.3 - Activation of Industry Solutions: Switch Framework](#). The following table summarizes the availability of Industry Solutions and shows the realization variants for all SAP releases from SAP R/3 Release 3.1I to SAP ERP 6.0.

**Table 6: Industry and Enterprise Extensions**

Industry Solution	Industry-specific Component	Availability of SAP R/3, SAP R/3 Enterprise and SAP ECC Server Add-Ons					
		SAP R/3 3.1I - 4.6B	SAP R/3 4.6C	SAP R/3 Enterprise 47x110	SAP R/3 Enterprise 47x200	mySAP ERP 2004	SAP ERP 6.0
						SAP ECC 5.0	SAP ECC 6.0
Automotive	SAP Discrete Industries	Not supported	Add-On	Add-On	Not supported	Add-On	SAP ECC Industry Extension Discrete Industries & Mill Products 6.0
Banking	SAP Banking	Add-On (Release 4.0B, 4.6B)	Add-On	Industry Extension	Industry Extension	Industry Extension	SAP ECC Enterprise Extension Financial Services 6.0/ EA-FS 600

Industry Solution	Industry-specific Component	Availability of SAP R/3, SAP R/3 Enterprise and SAP ECC Server Add-Ons					
		SAP R/3 3.1I - 4.6B	SAP R/3 4.6C	SAP R/3 Enterprise 47x110	SAP R/3 Enterprise 47x200	mySAP ERP 2004	SAP ERP 6.0
						SAP ECC 5.0	SAP ECC 6.0
Consumer Products	SAP Beverage	Not supported	Add-On	Not supported	Industry Extension (limited)	Industry Extension (limited)	SAP ECC Enterprise Extension Consumer Products 6.0/ EA-CP 600, SAP ECC Enterprise Extension SCM 6.0/ EA-SCM 600, SAP ECC Enterprise Extension Industry-specific Sales Enhancements 6.0/ EA-ISE 600
Consumer Products	SAP Catch Weight Management	Not supported	Not supported	Not supported	Add-On	Not supported	SAP ECC Industry Extension Catch Weight Management 6.0
Contract Accounting	SAP Contract Accounting FI-CAX	Not supported	Add-On	Add-On	Add-On	Not supported	SAP ECC Industry Extension Contract Accounting 6.0
Defense and Security	SAP Defense Forces & Public Security				Add-On	Enterprise Extension	SAP ECC Industry Extension Discrete Industries & Mill Products 6.0, SAP ECC Enterprise Extension Defense Forces & Public Security 6.0/ EA-DFP 600

Industry Solution	Industry-specific Component	Availability of SAP R/3, SAP R/3 Enterprise and SAP ECC Server Add-Ons					
		SAP R/3 3.1I - 4.6B	SAP R/3 4.6C	SAP R/3 Enterprise 47x110	SAP R/3 Enterprise 47x200	mySAP ERP 2004	SAP ERP 6.0
						SAP ECC 5.0	SAP ECC 6.0
Engineering, Construction & Operations	SAP Engineering & Construction	Add-On (Release 4.5B)	Integrated with SAP Discrete Industries				
Engineering, Construction & Operations	SAP Engineering & Construction	Add-On (Release 4.5B)	Add-On	Add-On		Add-On	SAP ECC Industry Extension Discrete Industries & Mill Products 6.0
Financial Service Providers	SAP Corp. Finance Management	Not supported	Add-On	Add-On	Industry Extension	Industry Extension	SAP ECC Enterprise Extension Financials 6.0/ EA-FIN 600
Healthcare	SAP Patient Management	Add-On (Release 4.0B)	Add-On	Add-On	Add-On	Not supported	SAP ECC Industry Extension Healthcare 6.0
High Tech	SAP High Tech	Add-On (Release 4.5B, 4.6B)	Integrated with SAP Discrete Industries				
High Tech	SAP Discrete Industries	Not supported	Add-On	Add-On	Not supported	Add-On	SAP ECC Industry Extension Discrete Industries & Mill Products 6.0
Higher Education & Research	SAP Student Lifecycle Management	Not supported	Add-On	Add-On	Add-On	Not supported	SAP ECC Industry Extension Public Services 6.0
Insurance	SAP Insurance FS-CD	Add-On (Release 4.5B, 4.6B)	Add-On	Add-On	Add-On	Not supported	SAP ECC Industry Extension Insurance 6.0
Insurance	SAP Insurance FS-CM	Not supported	Add-On	Add-On	Add-On	Not supported	SAP ECC Industry Extension Insurance 6.0



Industry Solution	Industry-specific Component	Availability of SAP R/3, SAP R/3 Enterprise and SAP ECC Server Add-Ons					
		SAP R/3 3.11 - 4.6B	SAP R/3 4.6C	SAP R/3 Enterprise 47x110	SAP R/3 Enterprise 47x200	mySAP ERP 2004	SAP ERP 6.0
						SAP ECC 5.0	SAP ECC 6.0
Insurance	SAP Insurance FS-CS	Not supported	Add-On	Add-On	Add-On	Not supported	SAP ECC Enterprise Extension Incentive & Commission Management 6.0/ EA-ICM 600
Media	SAP IS-M	Add-On (Release 4.0B)	Add-On	Add-On	Add-On	Not supported	SAP ECC Industry Extension Media 6.0
Mill Products	SAP Cable Solution	Add-On (Release 3.11, 4.5B)	Add-On	Integrated with SAP Discrete Industries			
Mill Products	SAP Mill Products	Add-On (Release 4.5B, 4.6B)	Add-On	Integrated with SAP Discrete Industries			
Mill Products	SAP Discrete Industries	Not supported	Not supported	Add-On	Not supported	Add-On	SAP ECC Industry Extension Discrete Industries & Mill Products 6.0
Mining	SAP Mining	Add-On (Release 4.6B)	Add-On	Not supported	Add-On	Not supported	SAP ECC Industry Extension Mining 6.0
SAP PLM	SAP Environment, Health & Safety	Add-On (Release 4.5B, 4.6B)	Add-On	Enterprise Extension	Enterprise Extension	Enterprise Extension	SAP ECC Enterprise Extension PLM 6.0 (EA-PLM 600)
Oil & Gas	SAP Oil & Gas - IS-Oil	Add-On (Release 4.0B, 4.6B)	Add-On	Not supported	Add-On	Not supported	SAP ECC Industry Extension Oil & Gas 6.0
Oil & Gas	SAP Oil & Gas - JVA	Add-On (Release 4.0B, 4.5B, 4.6B)	Add-On	Industry Extension	Industry Extension	Industry Extension	SAP ECC Industry Extension Oil & Gas 6.0
Public Sector	SAP Funds Management	Add-On (Release 4.0B, 4.6B)	Add-On	Industry Extension	Industry Extension	Industry Extension	SAP ECC Enterprise Extension Public Sector Management

Industry Solution	Industry-specific Component	Availability of SAP R/3, SAP R/3 Enterprise and SAP ECC Server Add-Ons					
		SAP R/3 3.1I - 4.6B	SAP R/3 4.6C	SAP R/3 Enterprise 47x110	SAP R/3 Enterprise 47x200	mySAP ERP 2004	SAP ERP 6.0
						SAP ECC 5.0	SAP ECC 6.0
							t 6.0/ EA-PS 600
Public Sector	SAP HR Public Sector	Add-On (Release 4.0B, 4.5B, 4.6B)	Add-On	Industry Extension	Industry Extension	Industry Extension	SAP ECC Enterprise Extension Human Capital Management t 6.0/ EA-HR 600
Public Sector	SAP Public Sector Collection & Disbursement	Not supported	Add-On	Add-On	Add-On	Not supported	SAP ECC Industry Extension Public Services 6.0
Telecommunication	SAP RM-CA	Add-On (Release 4.6B)	Add-On	Add-On	Add-On	Not supported	SAP ECC Industry Extension Telecommunications 6.0
Utilities	SAP IS-U/CCS	Add-On (Release 4.6B)	Add-On	Add-On	Add-On	Not supported	SAP ECC Industry Extension Utilities, Waste & Recycling 6.0
Utilities	SAP IS-U/FERC	Add-On (Release 4.6B)	Add-On	Add-On	Industry Extension	Industry Extension	SAP ECC Enterprise Extension FERC: Regulatory Reporting 6.0/ EA-FRC 600
Utilities	SAP Waste and Recycling	Not supported	Add-On	Add-On	Add-On	Not supported	SAP ECC Industry Extension Utilities, Waste & Recycling 6.0

### Legend

- SAP ECC Industry Extension and SAP ECC Enterprise Extensions
- Using the switch framework, you activate Industry and Enterprise extensions in addition to product instance SAP ECC Server.

- **Industry Extension:** The industry-specific component is part of SAP R/3 Enterprise or SAP ECC 5.0.
- **Add-On:** The industry-specific component available as an Add-On to SAP R/3, SAP R/3 Enterprise, or product instance SAP ECC Server.
- **Not Supported:** The Add-On or industry extension is neither available for the corresponding SAP R/3 or product instance, or for the SAP ECC Server.



- Releases of industry-specific Add-Ons are not available for all SAP R/3, SAP R/3 Enterprise, or product instance SAP ECC Server releases.
- Releases that went into customer-specific maintenance mode before December 31, 2003 are not listed in the table.

### 2.2.2.3 Further Add-Ons

The following Industry Solutions are available as Add-Ons to SAP NetWeaver 7.0 or SAP ERP 6.0 and include industry-specific functions:

**Table 7: Further Add-Ons**

Industry Solution	Industry-Specific Component	Availability of Other Add-Ons				
		SAP Basis 4.6C	SAP NetWeaver Application Server 6.10	SAP NetWeaver Application Server 6.20	SAP NetWeaver 2004	SAP NetWeaver 7.0
SAP for Banking	SAP CYT Management	–	–	Add-On	–	Add-On
SAP for Banking	SAP Deposits Management	Add-On	–	Add-On	–	Add-On
SAP for Media	SAP Classified Advertising Management	–	–	–	Add-On	Add-On
SAP for Retail	SAP Forecasting & Replenishment	–	–	–	Add-On (SAP SCM 4.1)	Add-On (SAP SCM 5.0)
SAP for Utilities	SAP IS-U/UCES	–	–	–	Add-On	Add-On
Apparel & Footwear	SAP Apparel & Footwear	Add-On (Release 3.1I, 4.5B)	Add-On	Add-On	Add-On	Not available
SAP for Insurance	SAP Product & Policy Management	–	–	–	Add-On	Add-On
SAP for Insurance	SAP Insurance FS-RI	Add-On	Add-On	Add-On	–	Add-On

Industry Solution	Industry-Specific Component	Availability of Other Add-Ons				
		SAP Basis 4.6C	SAP NetWeaver Application Server 6.10	SAP NetWeaver Application Server 6.20	SAP NetWeaver 2004	SAP NetWeaver 7.0
SAP for Oil & Gas	SAP Oil & Gas Secondary Distribution	–	–	–	–	Add-On (Partner)
SAP for Public Sector	SAP Extended Functions for US Federal Agencies (IS-PS-XT)	–	–	–	–	Add-On



For information about release restrictions for the Industry Solution SAP for Oil & Gas, see SAP Service Marketplace at

<http://service.sap.com/notes>:

- SAP Note [885892](#)
- SAP Note [868403](#)

For information about release restrictions

- For the Industry Solution SAP for Media, see SAP Service Marketplace at <http://service.sap.com/notes> → SAP Note [891431](#).

- For the Industry Solution Consumer Products - SAP Beverage, see SAP Service Marketplace at <http://service.sap.com/notes> → SAP Note [1030452](#) (Composite SAP note for Beverage and EA-CP module).



For questions about Partner Add-Ons, make sure to contact the partner.

## 2.2.3 Activation of Industry Solutions: Switch Framework

The switch framework is a technical framework that resides in the ABAP stack of SAP NetWeaver 7.0 and controls the development objects that are active in a system. We have assigned each ABAP package to a switch. The switch settings determine whether a development object that belongs to a switched package is active. You can consider all packages, which we did not assign to a particular switch, as a standard SAP ERP package. These are active without switching. Switched packages represent different Industry Solutions in a system. Elements of a standard development object are switched to status ON as well. Therefore, an Industry Solution can add an industry-specific field to a standard screen. In a similar fashion, you can add industry-specific fields to a standard SAP ERP table.

Hence, the activation of an industry extension simultaneously serves to activate the switches and the relevant development object accordingly.

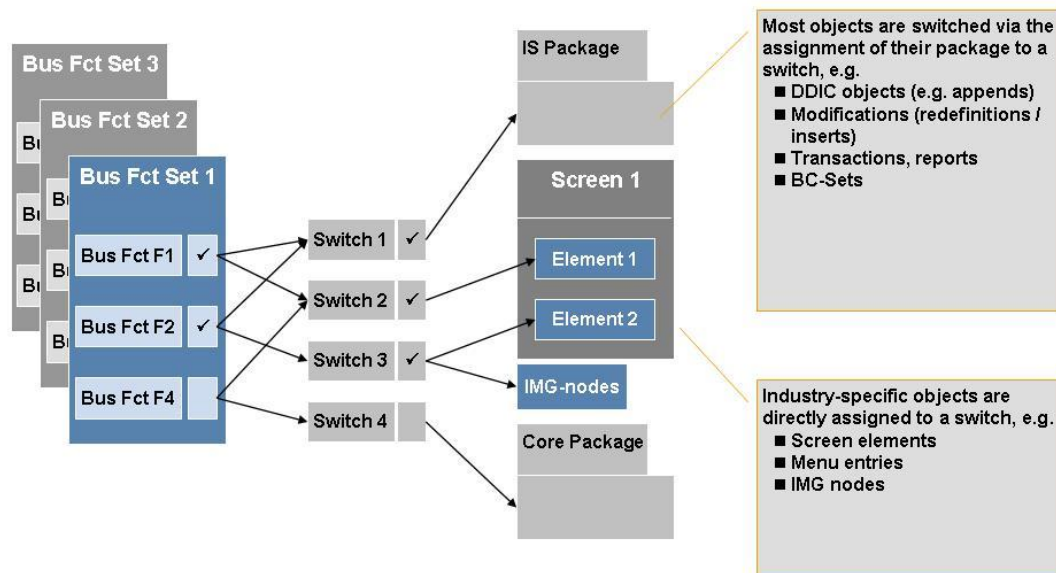


We recommend that you omit reading the first section of the Master Guide. This following section provides detailed technical background information on the switch framework.

### 2.2.3.1 Architecture of the Switch Framework

The following diagram depicts the basic architecture of the switch framework. It shows the business function set on the left (see [Section 2.2.3.2 - Business Function Sets and Business](#)

[Functions](#)). On the right-hand side you see the existing packages, both core and Industry Solutions, which are contained in the repository. Packages act as containers for development objects.



**Figure 3: Switch Framework Architecture**

The technical switches are located between the business function sets and the packages. A switch stands for a collection of development objects, which you need to switch to *ON*. If a development object is switched to *on*, it exists actively in the core system. If a package is switched to *on*, all development objects that belong to that particular package are active inside the system. Different development objects are associated with the same switch.

Since switches are technical objects in the background, the customer simply selects a Business Function Set and activates the required Business Functions. When you upgrade an Industry Solution, the system automatically performs the corresponding selection and activation.

### 2.2.3.2 Business Function Sets and Business Functions

To facilitate switch framework handling and to group the individual switch settings properly, SAP has introduced business function sets and business functions.

A business function set corresponds to an Industry Solution. Each business function set is a group of business functions, and each business function group consists of a collection of switch settings. Several Industry Solutions (represented by different business function sets) can share a common set of business functions with identical switch settings. At the beginning of the implementation phase of SAP ERP 6.0, the customer selects the business function set that represents the required Industry Solution and activates the business function set.

## Switchable Entities

Almost every development object is switched to the status *on*. The following list includes all categories of development object, and a description of how each category works within the switch framework:

- **ABAP packages** - All development objects contained in the package inherit the switch setting of the package.
- **Append structures** - Industry-specific fields contained in a Data Dictionary structure (appended to a core table), is switched to *on*.
- **Domain fixed values** - Industry-specific additional fixed values for a given field can be switched to *on*.
- **Menu entries and menu functions** - Entries/functions that are added also can be switched to *on*.
- **Screen fields** - Fields added to the screen, or added subscreens, can be switched to *on*, as well as the flow logic required to process the additional fields.
- **Function groups** - Additional function modules or industry-specific parameters, which enable customers to retrofit industry functionality into the core, can also be switched to *on*.
- **ABAP classes** - Like function groups mentioned above, methods can be added, along with industry-specific method parameters; all of these can be assigned to a switch.
- **View cluster** - Industry-specific fields can be added.
- **Source Code Plug Ins** - Insertions into or replacements of core ABAP code that represent the industry-specific behavior of SAP ERP.
- **Business Add-In Implementations** can be switched to *on*.
- **Switch BC Sets** (transport container for table entries) contain the table entries and customizing entries of Industry Solutions. When you activate the corresponding Business Function Set Switch BC, you unpack these sets. Once you have unpacked and activated the Switch BC Sets, the table entries are available on the database.

If you have not activated any Business Function Set, the industry-specific objects remain deactivated, and are neither generated nor compiled.

### 2.2.3.3 Single and Multiple Activation

Within the Switch Framework, you can exclusively activate one Industry Business Function Set, while it is possible to activate several Generic Business Functions at a time.

**Table 8: Single and Multiple Activation**

Exclusive Activation	Multiple Activation
SAP ECC Industry Extension Catch Weight Management 6.0	SAP ECC Enterprise Extension Consumer Products 6.0
SAP ECC Industry Extension Chemicals 6.0	SAP ECC Enterprise Extension Defense Forces & Public Security 6.0

Exclusive Activation	Multiple Activation
SAP ECC Industry Extension Contract Accounting 6.0	SAP ECC Enterprise Extension Financials 6.0
SAP ECC Industry Extension Discrete Industries & Mill Products 6.0	SAP ECC Enterprise Extension FERC: Regulatory Reporting 6.0
SAP ECC Industry Extension Healthcare 6.0	SAP ECC Enterprise Extension Financial Services 6.0
SAP ECC Industry Extension Insurance 6.0	SAP ECC Enterprise Extension Global Trade 6.0
SAP ECC Industry Extension Media 6.0	SAP ECC Enterprise Extension Human Capital Management 6.0
SAP ECC Industry Extension Mining 6.0	SAP ECC Enterprise Extension Incentive & Commission Management 6.0
SAP ECC Industry Extension Oil & Gas 6.0	SAP ECC Enterprise Extension Industry-specific Sales Enhancements 6.0
SAP ECC Industry Extension Public Services 6.0	SAP ECC Enterprise Extension Joint Venture Accounting 6.0
SAP ECC Industry Extension Retail 6.0	SAP ECC Enterprise Extension PLM 6.0
SAP ECC Industry Extension Telecommunications 6.0	SAP ECC Enterprise Extension Public Sector Management 6.0
SAP ECC Industry Extension Utilities, Waste & Recycling 6.0	SAP ECC Enterprise Extension Retail 6.0
	SAP ECC Enterprise Extension SCM 6.0
	SAP ECC Enterprise Extension Travel Management 6.0



The following SAP Notes include information about the activation of Industry solutions:

- [838003](#) - Industry Add-Ons integrated with SAP ECC 600
- [838002](#) - Add-Ons (non-IS) integrated with SAP ECC 600
- [877008](#) - Composite SAP note about Switch BC Sets



Within the Switch Framework, it is possible to activate one Industry Business Function Set only, while you can activate several Generic Business Functions in parallel.

### 2.2.3.4 The Switch and Enhancement Framework Inside the ABAP Workbench

The switch framework and the tools of the ABAP Workbench are closely integrated. For example, in the screen painter, an additional field attribute is able to determine whether the associated switch does not belong to core, but is part of an Industry Solution. Likewise, in certain source code sections, you find that some code passages have been inserted or replaced based on a particular Industry Solution's needs.



Since a single system can now contain more than one Industry Solution, industry-specific code requires additional care. The *enhancement framework* unifies all predecessor enhancement technologies SAP ERP.

In the enhancement framework, we maintain industry-specific code through source code plug-ins at specifically defined places where the industry code can interact with the core.

To help you to better manage sections of industry-specific code, the ABAP Workbench organizes these code sections within the Object Navigator, pointing to the various locations where an Industry Solution has changed the core.

However, Business Add-Ins (BADIs) are not removed. The Business Add-Ins can still link core solutions and Industry Solutions, where the core provides the interface and each Industry Solution with a particular implementation. However, BADIs do not process all previous industry modifications.

## 2.2.4 Industry Extensions and Enterprise Extensions in Detail

We have changed the deployment of Industry Solutions significantly with release SAP ERP 6.0. This section discusses the options available.

### 2.2.4.1 Industry Extensions

Since we have released SAP ERP 6.0, Industry Extensions consist of Industry Business Function Sets (BFS), which you can activate via the SAP Switch Framework. Each Business Function Set consists of one or more Business Functions (BF), to be activated separately.



It is possible to activate more than one Industry Business Function for each system instance at a time.

The following table summarizes each industry extension included in SAP ERP 6.0 (product instance SAP ECC Server), along with the available Business Function Set and Business Functions:

**Table 9: Industry Extensions**

SAP Industry Extension	Business Function Set	Business Function
SAP ECC Industry Extension Healthcare 6.0	BFS Healthcare	BF Clinical Solution i.s.h.med
		BF SAP Ambulatory Care Management
		BF SAP Patient Management
SAP ECC Industry Extension Contract Accounting 6.0	BFS Contract Accounting	BF Contract Accounting
SAP ECC Industry Extension Insurance 6.0	BFS Insurance	BF Collection & Disbursement
SAP ECC Industry Extension Public Services 6.0	BFS Public Services	BF Contract Accounting Funds Management
		BF Collection & Disbursement
		BF Grantor Management
		BF Tax & Revenue Management (available to pilot customers only)

SAP Industry Extension	Business Function Set	Business Function
	BFS Campus Management	BF Campus Management (CM) Academic Structure and Student Life Cycle
		BF CM Customizing & Settings
		BF CM Student Reporting to Legal Institutions (U.S.)
		BF CM UCAS Interface (G.B.)
		BF (German) Vertragskontokorrent (FM)
		BF Grantor Management/assigned for compatibility reasons only
		BF PSCD Customizing & Settings/assigned for compatibility reasons only
SAP ECC Industry Extension Retail 6.0	BFS Retail	BF Retail
SAP ECC Industry Extension Media 6.0	BFS Media	BF Advertising Management
		BF Subscription Sales of Newspapers & Magazines
		BF Single Copy Sales of Newspapers & Magazines (Publisher)
		BF Subscription Sales of Loose-Leaf Collections, Journals, and Closed Series
		BF Single Copy Sales of Newspapers & Magazines (Wholesaler)
		BF Title Lifecycle Management
		BF Single Copy Sales of Premium Content Products
SAP ECC Industry Extension Utilities, Waste & Recycling 6.0	BFS Utilities, Waste & Recycling	BF Utilities, Waste & Recycling
		BF Contract Accounting Funds Management
SAP ECC Industry Extension Telecommunications 6.0	BFS Telecommunications	BF Convergent Invoicing
		BF Revenue Management - Contract Accounting
SAP ECC Industry Extension Discrete Industries & Mill Products 6.0	BFS Discrete Industries Mill Products	BF Discrete Industries and Mill Products
SAP ECC Industry Extension Mining 6.0	BFS Mining	BF Commodity Management and Bulk Logistics

SAP Industry Extension	Business Function Set	Business Function
		BF Remote Logistics Management
		BF Upstream Revenue Accounting
		BF Production Management
SAP ECC Industry Extension Oil & Gas 6.0	BFS Oil & Gas	BF Commodity Management and Bulk Logistics
		BF Remote Logistics Management
		BF Upstream Production Management
		BF Upstream Revenue Accounting
		BF Retail Enhancements
SAP ECC Industry Extension Chemicals 6.0	BFS Chemicals	BF Commodity Management and Bulk Logistics
SAP ECC Industry Extension Catch Weight Management 6.0	BFS Catch Weight Management	BF Catch Weight Management

### 2.2.4.2 Enterprise Extensions

Enterprise Extensions include generic business functions of SAP ERP 6.0. You use the Switch Framework to activate all Enterprise Extensions, which are available in addition to the Industry Extensions.

Product instance SAP ECC Server includes the following Enterprise Extensions, each of which addresses different generic business needs:

- SAP ECC Enterprise Extension Consumer Products 6.0 (EA-CP 600)
- SAP ECC Enterprise Extension Defense Forces & Public Security 6.0 (EA-DFP 600)
- SAP ECC Enterprise Extension Financials 6.0 (EA-FIN 600)
- SAP ECC Enterprise Extension FERC: Regulatory Reporting 6.0 (EA-FRC 600)
- SAP ECC Enterprise Extension Financial Services 6.0 (EA-FS 600)
- SAP ECC Enterprise Extension Global Trade 6.0 (EA-GLT 600)
- SAP ECC Enterprise Extension Human Capital Management 6.0 (EA-HR 600)
- SAP ECC Enterprise Extension Incentive & Commission Management 6.0 (EA-ICM 600)
- SAP ECC Enterprise Extension Industry-specific Sales Enhancements 6.0 (EA-ISE 600)
- SAP ECC Enterprise Extension Joint Venture Accounting 6.0 (EA-JVA 600)
- SAP ECC Enterprise Extension PLM 6.0 (EA-PLM 600)
- SAP ECC Enterprise Extension Public Sector Management 6.0 (EA-PS 600)

- SAP ECC Enterprise Extension Retail 6.0 (EA-RET 600)
- SAP ECC Enterprise Extension SCM 6.0 (EA-SCM 600)
- SAP ECC Enterprise Extension Travel Management 6.0 (EA-TRV 600)



It is possible to activate more than one generic Business Function per system instance at a time.

## 2.3 Globalization and Languages

To succeed in the international marketplace, you need a detailed understanding of the culture, customs, and conditions in all your markets. You also need the flexibility and responsiveness to account for diverse legal frameworks, different languages and lifestyles, and a wide range of other local business requirements. Companies need to comply with a range of country-specific financial reporting standards, tax calculations and laws. Example for these standards. Examples are the Sarbanes-Oxley Act in the United States, G10 Basel Capital Accord (Basel II) in the European Union, excise tax handling in India or *nota fiscal* handling in Brazil. Organizations must also be able to document their compliance accordingly.

SAP enterprise applications enable you to reach these goals by providing country versions, language compatibility, and various application types.

This section describes the international capabilities of SAP ERP 6.0. It defines a globalization standard, to which SAP ERP 6.0 adheres.



[Section 4 - Key Functional Areas of SAP ERP 6.0](#) provides more information on processes or role-based Work Centers of SAP ERP 6.0. That section also summarizes the availability of individual processes or role-based Work Centers by country and language. In that section, you can obtain additional information on possible deviations of individual processes or role-based Work Centers from the globalization standard documented here. For more information, see SAP Service Marketplace at <http://service.sap.com/notes> → SAP Note [883072](#) (Globalization information on SAP ERP).

### 2.3.1 Country Versions

The localization scope of SAP ERP covers the following individual key functional areas:

- SAP ERP Financials
- SAP ERP Human Capital Management
- SAP ERP Operations
- SAP ERP Corporate Services

We have designed country versions for these applications. You can run all standard country versions simultaneously on the same system. Country versions are available for the following localized functions:

- Chart of accounts
- Depreciation methods

- Tax calculation
- Withholding taxes
- Local and legal reporting
- Materials valuation
- Sales processing
- Inflation accounting
- Payroll
- Corporate governance and regulatory compliance

SAP offers country-specific versions for SAP ERP for the following regions and nations:

- Americas
  - Argentina, Brazil, Canada, Chile, Colombia, Mexico, Peru, United States, Venezuela
- Europe, Middle East, and Africa
  - Austria, Belgium, Croatia, Czech Republic, Denmark, Finland, France, Germany, Greece, Hungary, Ireland, Italy, Kazakhstan, Luxembourg, Netherlands, Norway, Poland, Portugal, Romania, Russia, Serbia, and Montenegro, Slovakia, Slovenia, South Africa, Spain, Sweden, Switzerland, Turkey, Ukraine, United Kingdom
- Asia-Pacific
  - Australia, China, Hong Kong, India, Indonesia, Japan, Malaysia, New Zealand, Philippines, Singapore, South Korea, Taiwan, Thailand

## 2.3.2 Application Types

SAP defines the following localized applications:

- Standard Country Version

Country-specific functions are integrated directly into the software and do not constitute separate applications. Since SAP delivers all country-specific functions as part of the standard SAP software, all the standard country versions are mutually compatible and you can use them simultaneously.

- SAP Add-On Country Version

An SAP add-on country version contains the country-specific functions available in addition to the standard SAP software. We deliver these versions separately to the standard CD/DVD. The solution type *add-ons with modifications* are compatible with standard country versions, but they are not necessarily compatible with other add-ons. An add-on without modifications is compatible with standard country versions and other add-ons without modifications.

- Partner Add-On

Add-Ons provided by partners contain country-specific functions. Depending on whether or not they contain modifications to standard development objects, they may or may not be compatible with standard country versions or other add-ons. Check with the respective partner, listed on the individual country pages in SAP Service Marketplace.

- Installation

An installation application denotes that at least one customer has installed SAP software in a given country. No country-specific function is available, unless an add-on application is available for a particular application, for example, SAP HCM only.



Not all applications of SAP ERP 6.0 are available in every country. For more information about application availability by country, see to SAP Service Marketplace at <http://service.sap.com/localization>.

## 2.3.3 SAP Globalization Knowledge Base

SAP Globalization Knowledge Base is an easy-to-use Microsoft Excel tool that supports decision makers and consultants in global implementation projects. This tool provides important country-specific information in a consolidated way.

This tool covers 50 country versions. This allows you to select countries and run the tool for countries of interest. For more information, see SAP Service Marketplace at <http://service.sap.com/gkb>.



For more information about country versions and languages, see SAP Service Marketplace at <http://service.sap.com/globalization> and <http://service.sap.com/erp-hcm> → *Country Information*.

## 2.3.4 Language Combination: UNICODE Ends Compatibility Problems

The use of multiple languages for internal or external systems may lead to problems with the character recognition. If you employ truly global business processes, you need to support local language characters. While advances in webpage encoding enable the display of diverse orthographic characters, they do not cover the large number of conflicting, language-specific, platform-dependent code pages.

Unicode cuts a clear path through this maze, providing a widespread, accepted international standard that supports most of the world's scripts. This helps avoid potential conflicts between individual platforms and languages. SAP applications support the Unicode standard to aid your globalization and localization efforts and SAP highly recommends you to install only Unicode-based systems. Non-Unicode systems can only run one code page, limiting the language usage to English and the additional languages available for the given code page. The software does not support code page combinations.



For more information about the Unicode advantages, see SAP Service Marketplace at <http://service.sap.com/Unicode>, and [http://service.sap.com/Unicode@SAP](mailto:Unicode@SAP).

For more information about the upgrade of Unicode systems, see SAP Service Marketplace at <http://service.sap.com/erp-inst>:

- *Upgrade Master Guide SAP ERP 6.0*
- SAP Note [928729](#) → *Combined Upgrade & Unicode Conversion FAQ*

## 2.4 SAP Enhancement Packages for SAP ERP

### General

SAP introduces SAP enhancement packages for SAP ERP as a means to simplify the way customers manage and deploy new software functionality. Customers can electively implement these software innovations from SAP and activate the software upon business demand. As a result, customers can isolate the impact of software updates and bring new functionality online faster, through shortened testing cycles. Enhancement packages are

- Innovative means to deliver business enhancements to customers without disruption and on a regular basis.
- Cumulative, meaning that each new enhancement package includes new innovations of its own, as well as all innovations delivered with prior packages.
- Conceptualized as an Add-On to SAP ERP 6.0, you install them in an existing system landscape for SAP ERP 6.0, or for the SAP Business Suite.

As discussed in this Master Guide, we have structured SAP ERP for generic business processes and role-based work centers. From a content perspective, each enhancement package either focuses on a dedicated set of business processes that are improved, or adds new processes to the SAP ERP Solution Map. We have grouped those improvements thematically, which you can install with a new approach.

The new capabilities included in an enhancement package focus on the following four areas:

- **Simplification:** New capabilities designed to simplify business processes, as well as user interfaces.
- **Generic enhancements:** New generic capabilities for Financials, Human Capital Management, Operations and Corporate Services.
- **Industry-specific enhancements:** New capabilities delivered for particular industries.
- **Enterprise Service Bundles:** New enterprise services that illustrate the value of the service-oriented architecture along business scenarios and needs, extending the functionality of SAP ERP and enabling innovative composite applications to be developed on top of SAP ERP.

### 2.4.1 Installation and SAP Business Suite System Landscapes

#### General

To install enhancement package versions before enhancement package 4 for SAP ERP 6.0, the underlying SAP NetWeaver 7.0 release level of SAP ERP was unchanged. As of the enhancement package 4 for SAP ERP, enhancement packages for SAP NetWeaver 7.0 are available. You can now separate the installation of legal enhancements from the installation of functional enhancements for SAP NetWeaver.

To avoid that Java-based system instances are updated by an enhancement package for SAP NetWeaver 7.0, which do not need to be updated from the functional perspective, the following installation options and system landscape types exist:

- Easy Adoption path
- Continuous Innovation path



In the system landscape for the Easy Adoption path, the system instances on usage type AS Java reside on SAP NetWeaver 7.0. The installation process updates the system instances on usage type AS ABAP to the corresponding enhancement package for SAP NetWeaver 7.0. In the system landscape for the continuous innovation, this process updates both usage types AS ABAP and AS Java to the corresponding enhancement package for SAP NetWeaver 7.0.

## Installation Procedure and Installation Tools

The installation process supports the following installation scenarios:

- New Installation of SAP ERP 6.0 with enhancement package 4 for SAP ERP 6.0, based on enhancement package 1 for SAP NetWeaver 7.0 in all system instances
- Upgrade to SAP ERP 6.0 with enhancement package 4 for SAP ERP 6.0, based on enhancement package 1 for SAP NetWeaver 7.0 in all system instances
- Installation of enhancement package 4 for SAP ERP 6.0 in an existing SAP ERP 6.0 system landscape:
  - System instances on usage type AS ABAP are made available on enhancement package 1 for SAP NetWeaver 7.0
  - System instances on usage type AS Java might reside on SAP NetWeaver 7.0

Both, the approach and the installation tools differ by scenario. For an overview about the installation tools, the resulting state of the target system instance, and the required installation guides see the following table.

**Table 10: Installation/ Update Scenarios and Tools**

Case	Activity [Guide from <a href="http://service.sap.com/erp-inst">http://service.sap.com/erp-inst</a> ]	Tool
New Installation of SAP ERP 6.0 with enhancement package 4 for SAP ERP 6.0	<ul style="list-style-type: none"> <li>• Installation of SAP ERP 6.0 on SAP EHP1 for SAP NW 7.0</li> <li>• With technical usage ABAP Technology for ERP EHP4 from Product Version EHP4 for SAP ERP 6.0</li> </ul> <i>[Installation Guide – SAP Enhancement Package 4 for SAP ERP 6.0]</i>	New System Installation (SAPInst)
Upgrade to SAP ERP 6.0 with enhancement package 4 for SAP ERP 6.0	<ul style="list-style-type: none"> <li>• Upgrade from Release &lt; SAP ERP 6.0 to SAP ERP 6.0</li> <li>• On SAP EHP1 for SAP NW 7.0 with installation of technical usages from Product Version EHP4 for SAP ERP 6.0</li> </ul> <i>[Upgrade Guide – SAP Enhancement Package 4 for ERP 6.0]</i>	Standard Upgrade (SAP Up/ SAP Jup)
Installation of enhancement package 4 for SAP ERP 6.0 on existing SAP ERP 6.0	<u>Easy Adoption – 64 bit</u> <ul style="list-style-type: none"> <li>• Installation of Technical Usages from <i>EHP4 for SAP ERP 6.0</i></li> <li>• SAP ERP 6.0 ABAP System Instances on <i>SAP EHP1 for SAP NW 7.0</i>, and Java System Instances remain on <i>SAP NetWeaver 7.0</i></li> </ul>	<ul style="list-style-type: none"> <li>• ABAP SAP enhancement package installer (SAPehpi) for a single step update to enhancement package 4 for SAP ERP 6.0 SAINT not supported)</li> </ul>

Case	Activity [Guide from <a href="http://service.sap.com/erp-inst">http://service.sap.com/erp-inst</a> ]	Tool
	<i>[Installation Guide – SAP Enhancement Package Installation (Using SAPehpi)] or [... (Using SAINT/JSPM)] depending on the case</i>	<ul style="list-style-type: none"> <li>• JAVA JSPM with single step update to enhancement package 4 for SAP ERP 6.0</li> </ul>
	<u>Easy Adoption – 32 bit</u> <ul style="list-style-type: none"> <li>• Installation of Technical Usages from <i>EHP4 for SAP ERP 6.0</i></li> <li>• SAP ERP 6.0 ABAP System Instances on <i>SAP EHP1 for SAP NW 7.0</i>, and Java System Instances remain on <i>SAP NetWeaver 7.0</i></li> </ul> <i>[Installation Guide – SAP Enhancement Package Installation (Using SAPehpi)] or [... (Using SAINT/JSPM)] depending on the case</i>	<ul style="list-style-type: none"> <li>• ABAP SAINT for a two-step update (Memory Reasons) - enhancement package 3 for SAP ERP 6.0 first, then enhancement package 4 for SAP ERP 6.0</li> <li>• JAVA JSPM for a single step update to enhancement package 4 for SAP ERP 6.0.</li> </ul>
	<u>Continuous Innovation – 64 bit</u> <ul style="list-style-type: none"> <li>• Installation of Technical Usages from Product Version <i>EHP4 for SAP ERP 6.0/ NW 7.01</i></li> <li>• ABAP and Java Product Instances on <i>SAP EHP1 for SAP NW 7.0</i></li> </ul> <i>[Installation Guide–SAP Enhancement Package Installation (Using SAPehpi)]</i>	<ul style="list-style-type: none"> <li>• ABAP SAP enhancement package installer (SAPehpi) for a single step update to enhancement package 4 for SAP ERP 6.0. (SAINT not supported)</li> <li>• JAVA SAP enhancement package installer (SAPehpi) with single step update to enhancement package 4 for SAP ERP 6.0.</li> </ul>
	<u>Continuous Innovation – 32 bit</u> <ul style="list-style-type: none"> <li>• Installation of Technical Usages from Product Version <i>EHP4 for SAP ERP 6.0/ NW 7.01</i></li> <li>• ABAP and Java Product Instances on <i>SAP EHP1 for SAP NW 7.0</i></li> </ul> <i>[Installation Guide – SAP Enhancement Package 4 for SAP ERP 6.0 (Using SAINT/JSPM)]</i>	<ul style="list-style-type: none"> <li>• ABAP SAINT for a two-step update (Memory Reasons) - enhancement package 3 for SAP ERP 6.0 first, then enhancement package 4 for SAP ERP 6.0</li> <li>• JAVA JSPM for a single step update to enhancement package 4 for SAP ERP 6.0.</li> </ul>

The current guide concentrates on the generalized installation procedure for enhancement packages. For more information about the abovementioned installation alternatives, refer to the Master Guides as of enhancement package 4 for SAP ERP 6.0.

## 2.4.2 Technical Perspective

With introduction of the enhancement package framework, SAP has implemented major changes in the installation and upgrade tools to allow the nondisruptive installation of new and changed functions. The main conceptual changes that accompany enhancement packages are as follows:

- All functional enhancements shipped with an enhancement package link to a business function. The business function, on the other hand, is associated with those software components that represent this particular enhancement.
- The SAP Solution Manager – Maintenance Optimizer installs only those software components in an existing system landscape that we have enhanced with the specific enhancement package and that you have selected for implementation.
- Enhancement packages include higher versions of software components, which are already available in the system landscape. The installation process exchanges existing software components in your system. Hence, you can see the enhancement package delivery as a means to allow you the selective upgrade of an existing system instance.
- Once you have installed them, and before you can use them, you must activate the functional enhancements for the particular business function.

We use the above-mentioned Switch Framework as a technology to switch business functions for enhancement packages. With this framework, you can select individual innovations of interest and ignore the remainder of the enhancement package, thus leaving your system unchanged in all areas where you have not selected functional innovations.

## 2.4.3 Generalized Installation Procedure for Enhancement Packages

### Changes with Support Release 3 for SAP ERP 6.0

Before Support Release 3 of SAP ERP 6.0 was available, you had to install the particular enhancement package for SAP ERP in an existing system landscape for SAP ERP 6.0. For customers who were upgrading from a lower release to SAP ERP 6.0, the following steps were required:

- Upgrade the relevant systems to SAP ERP 6.0
- (Partial) installation of the particular enhancement package, and activation of the needed functions, while leaving the remainder unchanged.

With Service Release 3 of SAP ERP 6.0, SAP has introduced the following changes

- It is now possible to include the installation of enhancement packages into an upgrade to the target release SAP ERP 6.0. The following 1:1 relation between application and enhancement package exist:
  - The upgrade to SAP ERP 6.0/ SR 3 release (SAP Business Suite 2005) includes the enhancement package 3 for SAP ERP 6.0
  - The upgrade to the subsequent SAP Business Suite release includes the corresponding subsequent enhancement package for SAP ERP 6.0
- You can now upgrade Java-based software components with an identical approach; previously, this only was possible for ABAP software components.

### System Landscapes

You install enhancement packages in any system landscape suitable to accommodate SAP ERP 6.0. Certain SAP Industry Solutions, which are part of a particular enhancement package, require software components of other SAP Applications, which are not part of the product version for the enhancement package. To install such solutions, you must download and install these software components separately.

Both this Master Guides for SAP ERP 6.0 and the Master Guides for the various enhancement packages provide you with a variety of system landscape types, ranging from the Minimal System Landscape, to a completely distributed Individual System Landscape.

Refer to Section [3.2.4 \(Individual System Landscape with Enhancement Package\)](#) for a specific example for the enhancement package. If you need to verify further examples, refer to the Master Guides for the actual enhancement package.

## Installation procedure

The new features of the installation process are available as of enhancement package 3 for SAP ERP, and simplify an upgrade between enhancement packages as well. In either case, we use the following table to describe the general installation approach for the enhancement package for SAP ERP.

**Table 11: Generalized installation process for enhancement packages for SAP ERP**

Step	Background Information
1. Check prerequisites in the underlying system instances	<ul style="list-style-type: none"> <li>Ensure that you fulfill the minimum technical prerequisites for installing the enhancement package.</li> <li>The mandatory support package stack may differ for the individual enhancement packages. For enhancement package 3 for SAP ERP, for example see SAP Note <a href="#">1052522</a> and SAP Note <a href="#">1095233</a>. (We recommend to verify the Master Guide for the current enhancement package to identify the situation for the current enhancement package)</li> </ul>
2. Starting from the business perspective, identify, and choose the business function of an enhancement package that you intend to install	<ul style="list-style-type: none"> <li>Business functions and the generic business processes of SAP ERP are related; the installation of the software components for a business function alters the functionality available for one or many of these processes.</li> <li>You choose which parts of the new developments you wish to implement, based on your system landscape and the processes you support.</li> </ul>
3. You map the business function with the associated product instances or software components.	<ul style="list-style-type: none"> <li>The development objects shipped with an enhancement package are part of versioned software components or product instances of that product version, which is associated with the particular enhancement package.</li> <li>Each business function is associated with a technical usage. A technical usage groups those product instances and software components, which include the changed or enhanced development objects for that business function. The technical usage predefines the installable subset of an enhancement package.</li> <li>When mapping business functions and product instances/software components, you identify those installation objects,</li> </ul>

Step	Background Information
	<p>which you need to make available for the specific business function. At the end, this information defines the system instance, which must be available in your system landscape.</p>
<p>4. You use the SAP Solution Manager - Maintenance Optimizer to calculate and download the software component versions that you must, depending on the chosen business functions.</p>	<p>The Maintenance Optimizer is part of the SAP Solution Manager. It offers a comprehensive procedure for software maintenance and an easy approach to identify and download the software components needed to enhance existing business processes by means of development objects made available for specific business functions.</p>
<p>5. You queue and install all previously downloaded packages with the conventional installation transactions (SAINT/JSPM) within your existing system instances.</p>	<ul style="list-style-type: none"> <li>• Currently, you need different installation approaches and tools for ABAP-based software components and for Java-based software components. With Service Release 3, SAP ERP 6.0 allows you to install both types of software components with an identical approach using the Solution Manager - Maintenance Optimizer Tool. For more information, see SAP Note <a href="#">1100230</a>.</li> <li>• The installation of the software components for a defined business function requires all system instances needed for installation to be available within the system landscape. In defined cases, additional installation activities might be required.</li> <li>• Technical usages include new software components, or higher versions of existing software components. The process installs new software components on the target system instance, and updates existing software components to a higher version during the installation (system upgrade by component).</li> </ul>
<p>6. After you have installed the software components or product instances for the enhancement package, you activate the desired business functions by means of the Switch Framework.</p>	



Remember that business functions are a means to supply enhancements in an existing system landscape. Should you plan to use a business function beyond the capabilities of your current system landscape, then you might require additional installation steps and activities, to extend your system landscape first.



- Your existing system landscape consists of a system instance with product instance SAP ECC Server, and covers defined business processes.
- You intend to use a business function, which aims at further business processes, and requires a system instance with product instance SAP NW – EP Core.
- Before installing the software components for this particular business function as described here, you must extend the given capabilities of your system landscape by installing product instance SAP NW – EP Core.



- If you have installed SAP Add-Ons or Add-Ons from other vendors, you must verify that these Add-Ons are available for that enhancement package. You need to finalize this verification before you install the particular enhancement package.

## 2.4.4 Documentation References

For each enhancement package, SAP makes corresponding specific new documentation available. Use the following documentation, to plan the installation of a specific enhancement package.

- For each enhancement package, SAP offers different guides to help you plan on installation or upgrade activities. Find the generic SAP ERP guides in the SAP Service Marketplace at <http://service.sap.com/erp-inst>. In SAP Service Marketplace at <http://service.sap.com/instguides>, you find additional industry-specific guides for each enhancement package, where relevant.

The Master Guide for the particular enhancement package intends to help you understand the particular enhancement package and to provide you a guideline for planning the appropriate system landscape. Enhancement packages are cumulative, so are the corresponding Master Guides. Therefore, it is sufficient to read the most recent Master Guide, to also learn about all enhancements available with all previous enhancement packages for SAP ERP.

The particular Master Guide includes a description of the product versions, product instances and software components for that enhancement package, and it documents the business processes that SAP has altered or added. Furthermore, it summarizes the steps, which you need to take to install the technical usages of the particular enhancement package, and it provides you with examples for the resulting system landscape.

SAP has designed enhancement packages as add-ons to SAP ERP 6.0, and has organized the Master Guides for the enhancement packages as extensions to the Master Guides for SAP ERP 6.0. For a complete installation or upgrade of SAP ERP 6.0 with an enhancement package, you need to consume the Master Guides for both, SAP ERP 6.0, and the enhancement package.

- As of Support Package 3 of SAP ERP 6.0, you can include the installation of enhancement package 3 of SAP ERP directly into the technical upgrade. For more information about the tool-related changes, refer to SAP Note [1093628](#).
- For more information about the Easy Adoption part, the Continuous Innovation path and the installation tools, see all Master Guides as of enhancement package 4 for SAP ERP. You find the Master Guides in the SAP Service Marketplace at <http://service.sap.com/erp-inst>.

- The SAP Service Marketplace at <http://service.sap.com/erp-ehp> describes the enhancement packages from the business perspective. The documentation highlights further aspects, such as the conceptual overview, or the linkage between business functions and generic business processes.
- You find the documentation for the business functions in the SAP Library, at [help.sap.com](http://help.sap.com), under *SAP ERP Central Component* → *<number of the enhancement package>* → *SAP Library Business Function Sets and Business Functions*
- For more information about Add-Ons, see the following sources:
  - You find Release Planning Information Notes in SAP Service Marketplace at <http://service.sap.com/notes>.
  - For more information about the country availability of the SAP ERP Application, or the solution types for country versions, see SAP Service Marketplace at <http://service.sap.com/globalization>, and see SAP Service Marketplace at <http://service.sap.com/notes> → SAP Note [883072](#).
  - For an overview of different solution types for the individual SAP Industry Solutions, see the Master Guide for SAP ERP 6.0 on SAP Service Marketplace at <http://service.sap.com/erp-inst>.
  - For more information about Add-Ons, see SAP Note [1117309](#).



## 3 SAP ERP 6.0: Technical Overview

SAP ERP 6.0 requires SAP NetWeaver 7.0. This section provides you with an overview of software components that are relevant to SAP ERP 6.0. In addition, you find here information about the available types of system landscapes.

Finally, you can use the method proposed to identify the optimum landscape for your specific installation.

### 3.1 SAP ERP Components

SAP ERP 6.0 consists of different product instances and software components, each representing a particular functional piece of the software. The following figure gives an overview of SAP ERP 6.0 software components.

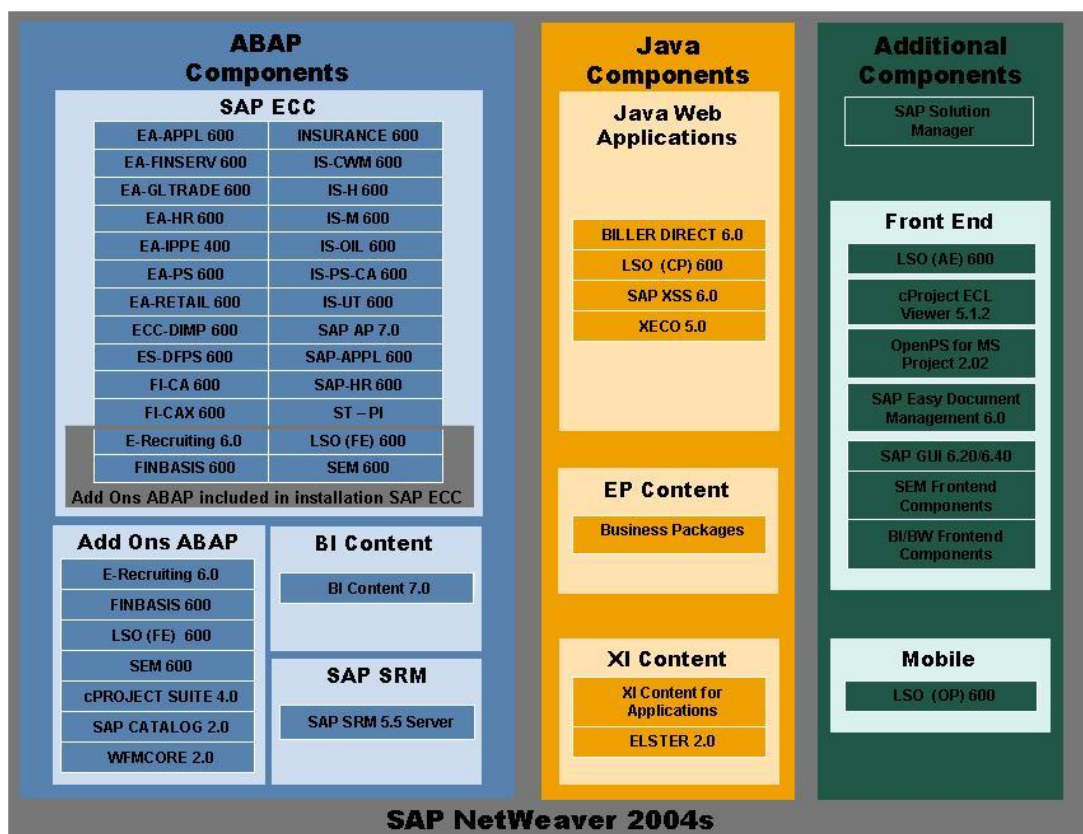


Figure 4: Overview of SAP ERP 6.0 Components

- The ABAP software units of SAP ERP 6.0 and the SAP SRM Server are part of product instance SAP ECC Server (component version SAP ECC 6.0) as well as different ABAP-based Add-On components. The software component BI Content includes the content that is required to install product instance SAP NW - Business Intelligence. You need to install the content in addition.
- JAVA components include the general JAVA Web Applications or the content packages for the product instances SAP NW - EP Core or SAP NW - Process Integration. You install these components in addition to product instance SAP NW - EP Core or product instance SAP NW - Process Integration.

- The constituent parts of SAP ERP Central Component (SAP ECC 6.0/product instance SAP ECC Server), shown in the figure above, cannot be installed individually. Nevertheless, support packages are available for each subcomponent. Therefore, you can patch each required subcomponent separately.



All subsequent figures in this document that display system landscapes show only one component, SAP ECC 6.0, which comprises all subcomponents shown in the figure above.

- Nearly all former Industry Solution Add-Ons are part of product instance SAP ECC Server.



For more information, see SAP Service Marketplace at <http://service.sap.com/notes>:

- SAP Note [838002](#) (Add-Ons (non-IS) integrated with SAP ECC 600)
  - SAP Note [838003](#) (Industry Add-Ons integrated with SAP ECC 600).
  - For information about the availability of Industry Business Function Sets and Industry Extensions, see [Section 2.2 - SAP Industry Solutions](#).
- Depending on the key capabilities or business processes you intend to deploy, you install the Add-Ons shown explicitly within the frame *Add-Ons based on NetWeaver ABAP*. All Add-Ons are installed using SAINT (the SAP Add-On Installation Tool), SAPinst (the System Landscape Implementation Manager), or both tools simultaneously. [Section 3.2.1 - Minimal System Landscape](#) shows example system landscapes, which display the Add-On components for each key functional area.
  - The components included with the Java Web Applications are independent J2EE components, combined in one single installation tool as product instance SAP XECO. Therefore, if you want to install one or more of these components, you require the ERP Java Components installation, made with SAPinst.

## 3.2 System Landscapes

The following section provides details on the various alternatives for system landscapes:

- Minimal System Landscape
- Extended System Landscape
- Extended System Landscape with Firewall
- Individual System Landscape



We recommend that you only use the system landscapes (or combinations thereof) that we describe in the following sections.



It is important that you choose the right landscape for your requirements right from the beginning. A later change of the system landscape requires a change in the project. See [Section 3.3 - Selection of the Optimum System Landscape](#) for a method that you can use to select the landscape that is most appropriate for your needs.

Several possibilities exist to distribute the system components among various hosts. The distribution depends on many factors, such as sizing, security, and hardware. In principle, you can choose almost any distribution of components to hosts between the minimal system landscape - described in this section - and a maximum distributed, individual, landscape, where every component runs on its own (or even multiple) hosts.

### 3.2.1 Minimal System Landscape

In this section, you find information on how to set up a minimal landscape, in which you can use all key functional areas. SAP ERP consists of ABAP and non-ABAP software units. Provided that you observe and fulfill certain prerequisites and constraints, you can install many of these components on a single host.

If you plan to implement a minimal landscape, you must know the business processes that you would like to run and then install the components you need for those business processes only. Therefore, it may not be necessary to install all components described in this section.



- If you plan to operate product instance SAP ECC Server together with one or all of the SAP NetWeaver 7.0 usage types BI, PI, EP, MI or DI in the same system instance, see SAP Service Marketplace at <http://service.sap.com/notes> → SAP Note [855534](#) (Embedded NetWeaver Components in ERP).
- If installed in a shared system instance, a common client for product instance SAP ECC Server and product instance SAP NW - Business Intelligence is in any case not possible. Product instance SAP NW - Process Integration must be set up in a dedicated client also.



For more information about setting up productive system landscapes, see SAP Service Marketplace at <http://service.sap.com/sysadmin>.

If you intend to install the minimal system landscape, consider the following points:

- You must provide sufficiently sized servers. It is possible to install all components on a single server. This is possible, if you have sufficiently sized the hardware. For more information about hardware sizing, see SAP Service Marketplace at <http://service.sap.com/sizing>.
- The installation of a system with product instance SAP NW - Process Integration requires an add-in installation of SAP J2EE 7.00 (SAP NetWeaver 7.0 - AS JAVA). In addition, the system must run in Unicode mode.
- The installation of the following product instances of SAP ERP 6.0 requires a large amount of memory and makes substantial demands on the host performance of the CPU:
  - SAP NW - Adobe Document Service
  - SAP NW - EP Core
  - SAP NW - Process Integration

The additional component SAP NW - Search and Classification

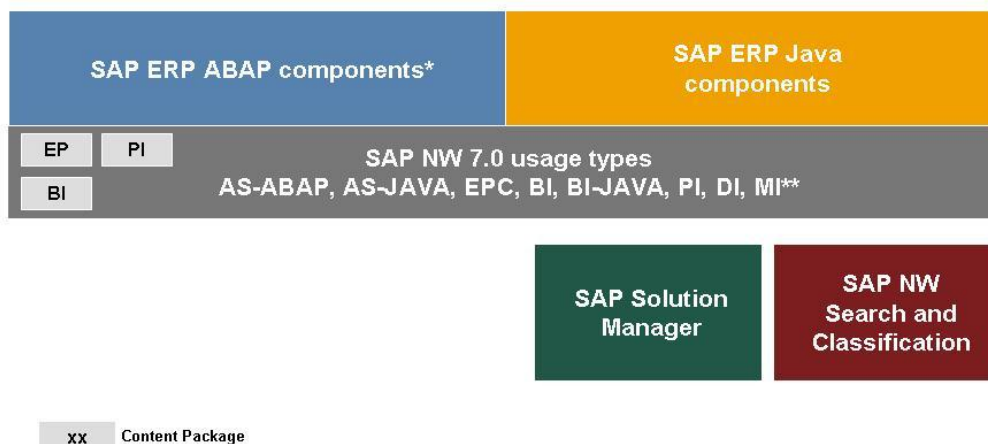


If you want to implement product instances SAP NW - Adobe Document Service, or SAP NW - EP Core, or SAP NW - Process Integration, and SAP

NW - Search and Classification within a minimal landscape setting, you must take special precautions to ensure correct hardware sizing.

- You must know the supported platforms for each component you wish to install. Some components may feature platform restrictions. For more information, see SAP Service Marketplace at <http://service.sap.com/platforms>.
- In a minimal landscape setup, and if you expect a low number of users, you can manage these users by defining a *User Store* or *UME* (User Management Engine) client in the ERP Central Component system. This client makes all users **known** to J2EE, the product instance SAP NW - EP Core and the SAP NW - Process Integration. To this end, you create users in the UME client and assign them to the role *SAP\_J2EE\_GUEST*.

The following figure shows an example of a minimal system landscape for SAP ERP:



#### Notes

\*) SAP ERP ABAP components: SAP ECC 6.0, SAP SRM Server 5.5, BI Content 7.0, WFM\_CORE 2.0, SAP Catalog 2.0, cProject Suite 4.0

\*\*) See SAP Service Marketplace at [service.sap.com/notes](http://service.sap.com/notes) → SAP Note 855534 (Embedded NetWeaver Components in ERP)

Figure 5: Minimal System Landscape for SAP ERP 6.0

## 3.2.2 Extended System Landscape

To realize the Extended System Landscape, you extend the Minimal System Landscape with the following separate product instances of SAP ERP 6.0:

- Reporting Host {SAP NW - Business Intelligence, SAP SEM, and SAP FSCM Server (ABAP)}
- ERP Java host with all Java components (SAP XECO, SAP Biller Direct, SAP XSS (Self Services), SAP Learning Solution) and product instance SAP NW - EP Core

In the current setup, you use the product instance SAP ECC Server as a pure ABAP Host.



If either or both of the following conditions apply, then you should choose the extended system landscape and separate certain functions from the ERP back end:

- You require the possibility to split ABAP and JAVA Technologies to different systems.
- You are planning to use SAP NW - Business Intelligence for extended reporting.



- If you plan to operate product instance SAP ECC Server together with one or all of the SAP NetWeaver 7.0 usage types BI, PI, EP, MI and/, or DI in the same system instance, see SAP Service Marketplace at <http://service.sap.com/notes> → SAP Note [855534](#) (Embedded NetWeaver Components in ERP).
- If installed in a shared system instance, a common client for product instance SAP ECC Server and product instance SAP NW - Business Intelligence is in any case not possible. Product instance SAP NW - Process Integration must be set up in a dedicated client also.

Since you prepare to establish your extended system landscape, consider the following points:

- You must provide sufficient sized servers. For information about hardware sizing, see SAP Service Marketplace at <http://service.sap.com/sizing>.
- The installation of an SAP NetWeaver Process Integration requires a dual stack system (SAP NetWeaver – AS JAVA and SAP NetWeaver – AS ABAP in one system). In addition, the system must run in Unicode mode.
- The installation of the following product instances of SAP ERP 6.0 requires a large amount of memory and makes substantial demands on the host performance of the CPU:
  - SAP NW - Adobe Document Service
  - SAP NW - EP Core
  - SAP NW - Process Integration
- The additional component SAP NW - Search and Classification



If you want to implement product instance SAP NW - Adobe Document Service or product instance SAP NW - EP Core, or SAP NW - Process Integration and SAP NW - Search and Classification within a minimal landscape setting, you must take special precautions to ensure correct hardware sizing.



- You must know the supported platforms for each component you wish to install. Some components may feature platform restrictions. For more information, see SAP Service Marketplace at <http://service.sap.com/platforms>.

- For more information about setting up productive system landscapes, see SAP Service Marketplace at <http://service.sap.com/sysadmin>.

The following figure shows an example of an extended system landscape for SAP ERP 6.0:

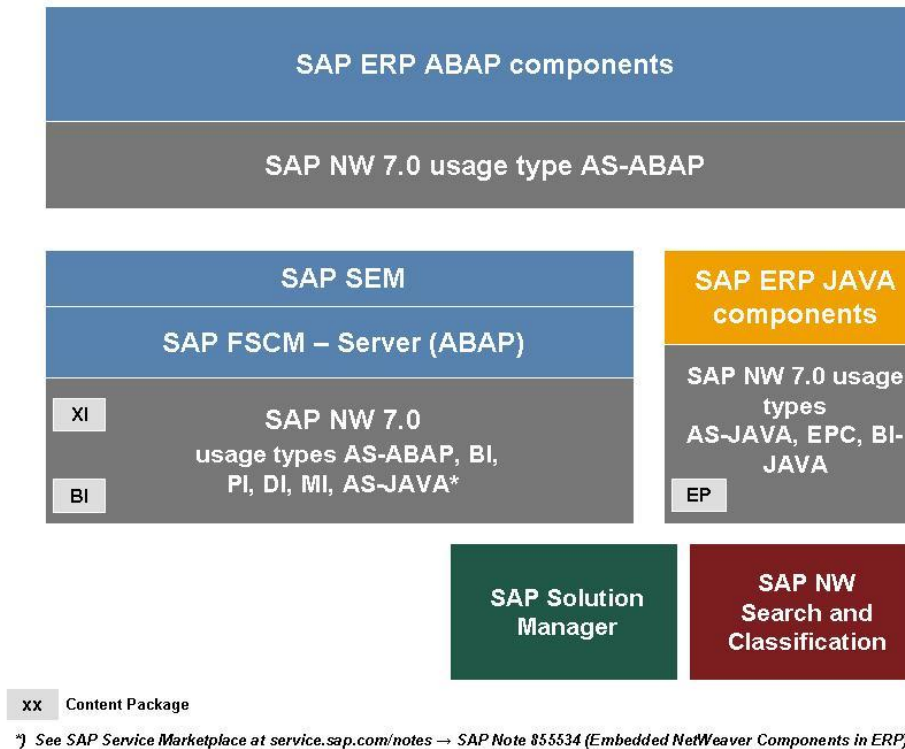


Figure 6: Extended System Landscape for SAP ERP 6.0

### 3.2.3 Extended System Landscape with Firewall

In certain cases, it is required to implement business processes in a way that they are externally accessible. One example of such a business requirement is the recruitment function in SAP ERP Human Capital Management. This business process requires that applicants access the relevant functions of SAP ERP, for example, by entering their candidate profile. For security reasons, you must separate such external systems and internal systems by means of a firewall.

The extended system landscape with firewall is identical to the extended system landscape discussed in the previous section. In difference, it includes one system instance with all components, which you should use in the Demilitarized Zone (DMZ).

The DMZ is an area that exists between two networks, and that allow connections between the networks to take place, without sacrificing unauthorized access to the systems located within the networks. Thus, you should consider the extended system landscape with firewall if you are planning to grant external parties access to your system by means of the Internet.



If any or all of the following conditions apply, then choose the extended system landscape with firewall and separate certain functions from the ERP back end:

- You require the possibility to split ABAP and JAVA Technologies to different systems.



- You plan to use product instance SAP NW - Business Intelligence for extended reporting.
- You plan to give external parties access to your system by means of the Internet.



- If you plan to operate product instance SAP ECC Server together with one or all of the SAP NetWeaver 7.0 usage types BI, PI, EP, MI and/, or DI in the same system instance, see SAP Service Marketplace at <http://service.sap.com/notes> → SAP Note 855534 (Embedded NetWeaver Components in ERP).
- If installed in a shared system instance, a common client for product instance SAP ECC Server and product instance SAP NW - Business Intelligence is in any case not possible. You must set up product instance SAP NW - Process Integration in a dedicated client.

If you plan to establish your extended system landscape, consider the following points:

- You must provide sufficiently sized servers. For more information about hardware sizing, see SAP Service Marketplace at <http://service.sap.com/sizing>.
- The installation of SAP NetWeaver Process Integration requires a dual stack system (SAP NetWeaver – AS JAVA and SAP NetWeaver AS ABAP in one system). In addition, the system must run in Unicode mode.
- The installation of the following product instances of SAP ERP 6.0 requires a large amount of memory and makes substantial demands on the host performance of the CPU:
  - SAP NW - Adobe Docu.Service (SAP Adobe document services)
  - SAP NW - EP Core
  - SAP NW - Process Integration
- The additional component SAP NW - Search and Classification



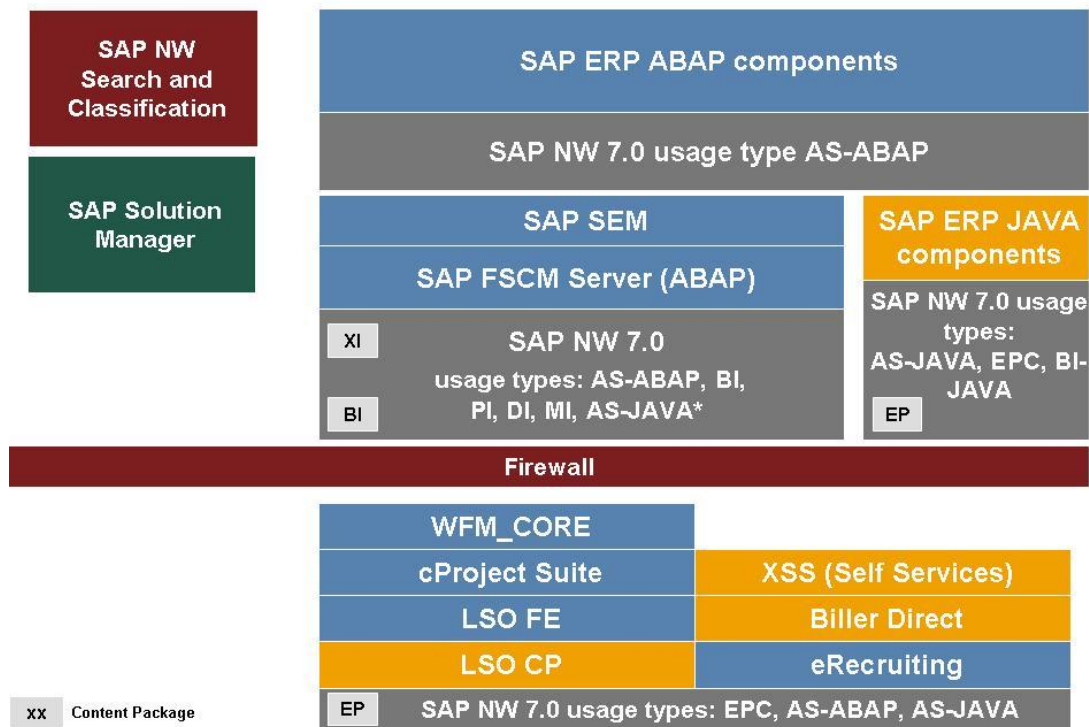
If you want to implement product instance SAP NW - Adobe Docu.Service or product instance SAP NW - EP Core, or SAP NW - Process Integration and SAP NW - Search and Classification within a minimal landscape setting, you must take special precautions to ensure correct hardware sizing.



- You must know the supported platforms for each component you wish to install. Some components may feature platform restrictions. For more information, see SAP Service Marketplace at <http://service.sap.com/platforms>.
- For more information about setting up productive system landscapes, see SAP Service Marketplace at <http://service.sap.com/sysadmin>.

The following figure shows an example of an extended system landscape with firewall for SAP ERP 6.0. The example makes certain functions from SAP Workforce Management, SAP cProjects, SAP Learning Solution, SAP FSCM - Biller Direct and SAP E-Recruiting accessible by external Web browsers. Internally, the system uses the SAP ERP back-end system, with separate systems with the product instances SAP NW - EP Core and the SAP SEM (SAP Strategic Enterprise Management).





\*) See SAP Service Marketplace at [service.sap.com/notes](http://service.sap.com/notes) → SAP Note 855534 (Embedded NetWeaver Components in ERP)

**Figure 7: Extended System Landscape with Firewall**

### 3.2.4 Individual System Landscape

Certain business processes require that SAP ERP 6.0 is available in a distributed landscape, and each major business process resides on a specific server.



- If you plan to operate product instance SAP ECC Server together with one or all of the SAP NetWeaver 7.0 usage types BI, PI, EP, MI and/or DI in the same system instance, see SAP Service Marketplace at <http://service.sap.com/notes> → SAP Note [855534](http://service.sap.com/notes) (Embedded NetWeaver Components in ERP).
- If installed in a shared system instance, a common client for product instance SAP ECC Server and product instance SAP NW - Business Intelligence is in any case not possible. Product instance SAP NW - Process Integration must be set up in a dedicated client also.

If you intend to establish your individual system landscape, consider the following points:

- You must provide sufficiently sized servers. For more information about hardware sizing, see SAP Service Marketplace at <http://service.sap.com/sizing>.
- The installation of product instance SAP NW - Process Integration requires a dual stack system (SAP NetWeaver 7.0 usage type AS JAVA and SAP NetWeaver 7.0

usage type AS ABAP in one system). In addition, the system must run in Unicode mode.

- The installation of the following product instances of SAP ERP 6.0 requires a large amount of memory and make substantial demands on the host performance of the CPU:
  - SAP NW - Adobe Docu.Service (SAP Adobe document services)
  - SAP NW - EP Core
  - SAP NW - Process Integration
- The additional component SAP NW - Search and Classification



If you want to implement product instance SAP NW - Adobe DocumentService or product instance SAP NW - EP Core, or SAP NW - Process Integration, and SAP NW - Search and Classification within a minimal landscape setting, you must take special precautions to ensure correct hardware sizing.

You can place a firewall between every component you want. Of course, you can also install a product instance twice, if required.

You must know the supported platforms for each component you wish to install. Some components may feature platform restrictions. For more information, see SAP Service Marketplace at <http://service.sap.com/platforms>.

For more information about setting up productive system landscapes, see SAP Service Marketplace at <http://service.sap.com/sysadmin>.

The following figure shows an example of an individual system landscape for SAP ERP:

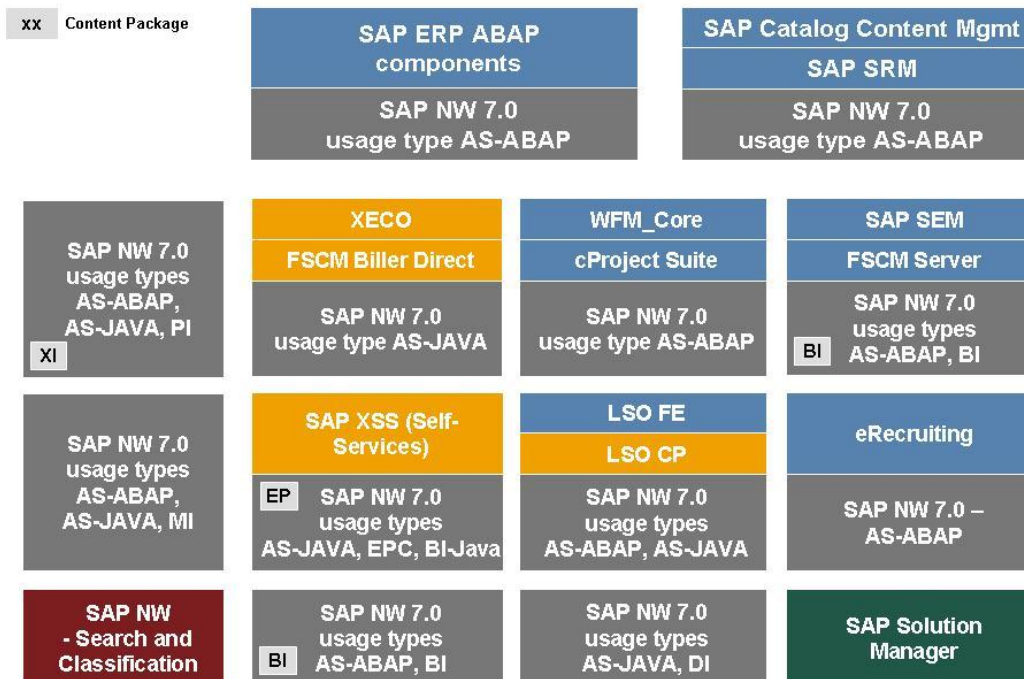


Figure 8: Individual System Landscape

## 3.2.5 Individual System Landscape with an Enhancement Package

### Enhancement Package

Below an SAP ERP 6.0 Individual System Landscape is shown, which has been extended to accommodate an enhancement package

- You update system instances based on SAP ERP 6.0 with software components from an enhancement package.
- Only those systems are changed in which developments took place.

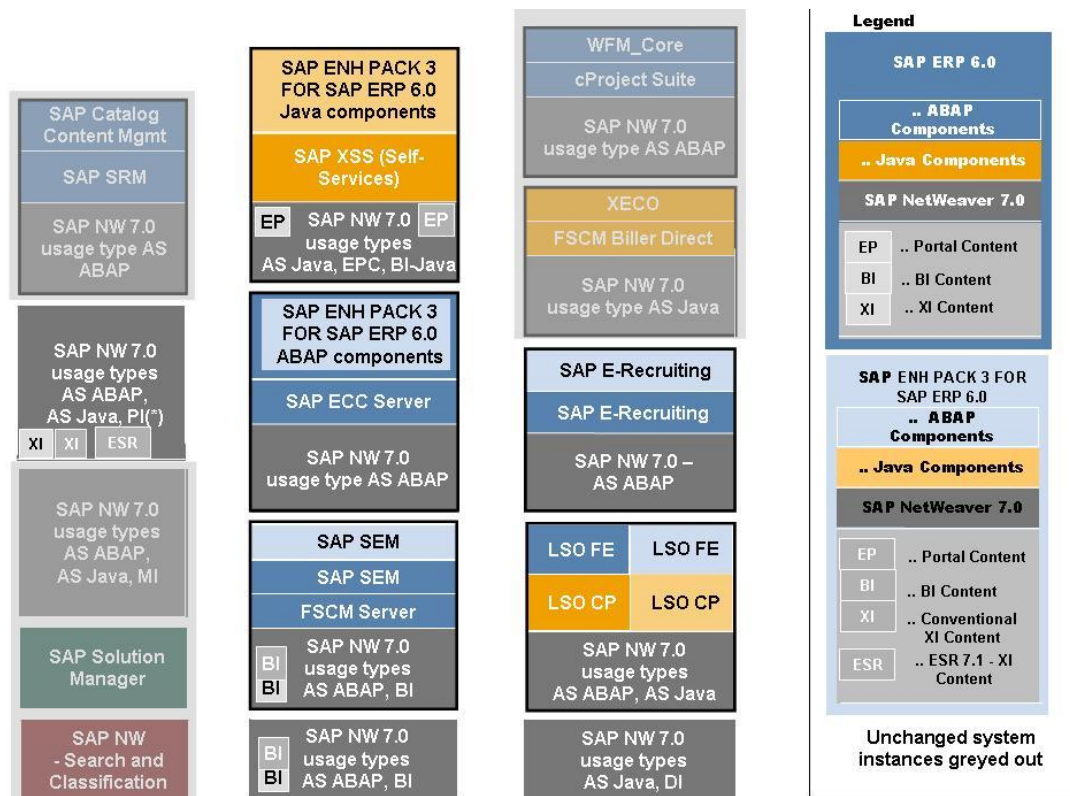
Although the diagram and this guide uses the enhancement package 3 for SAP ERP 6.0 as an example, the same principle applies to subsequent enhancement packages, or predecessors. To learn more about the individual installation steps, and deviations, consult the corresponding enhancement package Master Guide.

### Simplified Installation during Upgrade

With Service Release 3 of SAP ERP 6.0, we have introduced the following changes to SAP ERP 6.0:

- Until now, you could only install enhancement packages in an existing SAP ERP 6.0 system landscape. As of Support Release 3 of SAP ERP 6.0, you can also include the installation of enhancement packages when upgrading to the target release SAP ERP 6.0. The enhancement package needs to be at or above enhancement package 3 for SAP ERP 6.0.

- Until now, separate steps were required to upgrade from one enhancement package to another. New tool functions available as of Service Release 3 of SAP ERP 6.0 enable you to use the same method in the upgrade project for the enhancement package, which you use for the implementation.
- Until now, the methods used to install or upgrade Java software components differed, from the methods for ABAP software components. With the enhancements available as of Service Release 3 of SAP ERP 6.0, you can now upgrade Java-based software components with the same approach that previously was only possible for ABAP-based software components. For more information, see SAP Note [1100230](#).



**Figure 9: Individual System Landscape with SAP enhancement package 3 for SAP ERP 6.0**

### SAP ERP in an SAP Business System Landscape

Some product instances, used with SAP ERP processes, are as well part of scenarios, which of other SAP Applications, or SAP Solutions. If you install SAP ERP within a system landscape together with such Business Suite Applications, or Solutions. In these cases, you need to distribute the system landscape elements within an SAP Business Suite system landscape.

With enhancement package 4 for SAP ERP 6.0, enhancement packages for SAP NetWeaver 7.0 are available. The following options avoid that customers need to implement SAP enhancement packages for SAP NetWeaver in any case throughout the SAP Business Suite system landscape:

- Easy Adoption System Landscape and installation path
- Continuous Innovation System Landscape and installation path

With the first system landscape option, the system instances on usage type AS Java remain on SAP NetWeaver 7.0. The tools install the enhancement package 1 for SAP NetWeaver 7.0 in the system instances on usage type AS ABAP. In the Continuous Innovation system landscape option the tools install the enhancement package 1 for SAP NetWeaver 7.0 on both usage types AS ABAP and AS Java.

### Documentation References

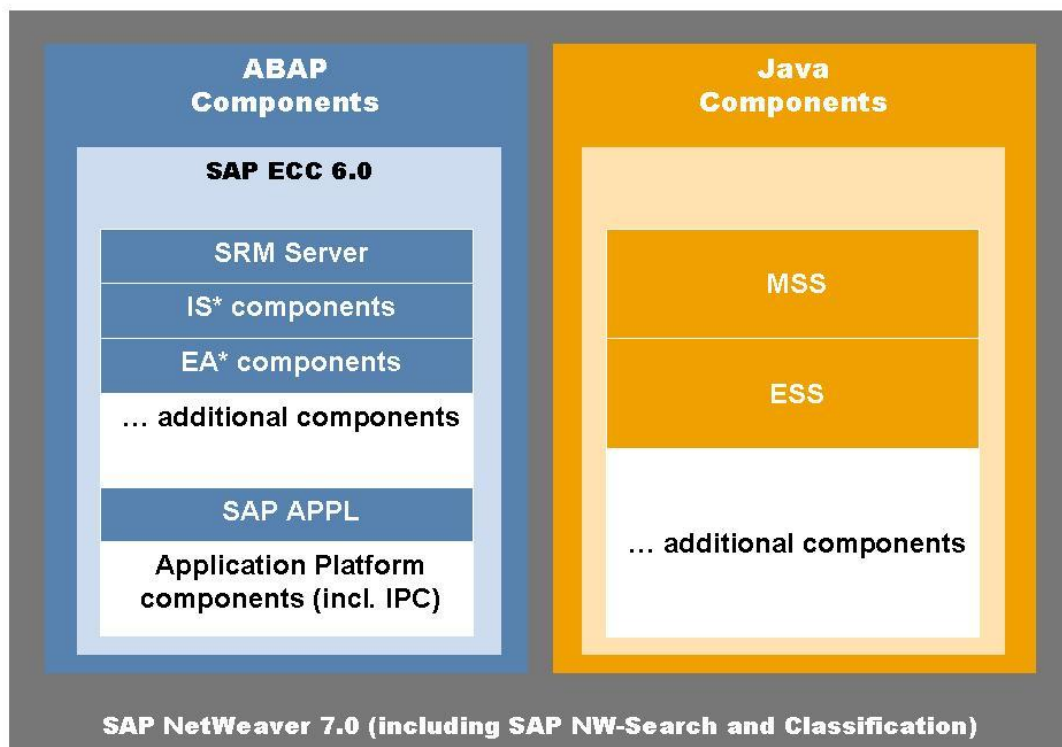
For more information about the installation options with enhancement packages for SAP NetWeaver, refer to the Master Guide for the current enhancement package. You find these guides in the SAP Service Marketplace <http://service.sap.com/erp-inst>.

For more information about the upgrade, see the Upgrade Master Guide for SAP ERP 6.0, published there as well.

## 3.2.6 Deployment of Product Instance SAP SRM

In SAP ERP 6.0, you can install SAP SRM as follows:

- You install the SAP SRM Server as an Add-On to product instance SAP ECC Server. This deployment option, introduced with SAP ERP 6.0, enables you to run SAP SRM in one client of the SAP ERP system.
- You install the SAP SRM Server separately to product instance SAP ECC Server. This deployment option is the same as in mySAP ERP 2004.



**Figure 10: Software Components for SAP SRM**

The following deployment and migration constraints apply:

- SAP SRM as an Add-On to SAP ERP 6.0 does not support hub deployment.

- SAP ERP 6.0 with SAP SRM as an Add-On does not support multiple back end functions for procurement.
- It is not possible to upgrade or migrate from a separately installed SRM system to SAP ERP 6.0 with SAP SRM as an Add-On.

### **SAP SRM as Add-On to SAP ERP 6.0: No Support for Hub Deployment**

Customers who previously had an SRM system connected to several back-end systems and who now wish to upgrade one or more of the back-end systems to SAP ERP 6.0 can choose from the following options:

- You can upgrade each back-end system to SAP ERP 6.0 or you can run SAP SRM as an Add-On in one client as well. In this case, you cannot connect the SAP ERP SRM system to the central SAP SRM system, which means that it cannot be integrated with hub deployment.
- You can upgrade each back-end system to SAP ERP 6.0. If you wish to connect the back-end systems to a central SAP SRM system (hub deployment), you must run SAP SRM as an Add-On in any of these back-end systems.

### **SAP SRM as Add-On to SAP ERP 6.0: No Support for Multiple Back-End Procurement Functions**

If your system landscape consists of several back-end systems, and you have not implemented an SAP SRM system yet, you can upgrade one of your back-end systems to SAP ERP 6.0 and use SAP SRM as an Add-On. In this case, however, you cannot connect further back-end systems to the SRM Add-On (for centralized sourcing of requirements from these back-end systems or for local processing in individual back-end systems of shopping carts that were created centrally).

### **SAP SRM as Add-On to SAP ERP 6.0: No Support for Upgrade or Migration**

It is not possible to upgrade or migrate from a separately installed SRM system to SAP ERP 6.0 with SRM as an Add-On.

### **Documentation References**

For more information about the installation of SAP SRM, see SAP Note [853651](#)

## **3.3 Selection of the Optimum System Landscape**

### **Overview**

Actual system landscapes may differ widely from the various examples described above. To support you in selecting the appropriate ERP components, you need to realize your processes. To define the system landscape according to your specific requirements, SAP provides detailed information, documentation and tools, for example, ERP Master Guide, ERP Upgrade Master Guide, Implementation content in SAP Solution Manager, and Software Lifecycle Management.

### **Documentation References**



The following documentation includes helpful supplementary information about system landscape design and setup:

- Technology Consultant Guide from the SAP Service Marketplace  
<http://service.sap.com/installnw70>
- Different Media and How-To Guides from the SAP Developer Network (SDN) Community at [sdn.sap.com](http://sdn.sap.com), such as for example the How-To Guide How-to design a NetWeaver based System Landscape.

### 3.3.1 General Selection Procedure

In the following section, you find an evaluation method, which is used to identify the system landscape that best fits your specific needs. This method evaluates the relative target achievement and the relative ranking of the proposed system landscapes in two steps:

1. Determine criteria that have an influence on the system landscape design
2. Evaluate the criteria for the four landscapes discussed above; using a scale of 1-5, where 5 signifies a perfect fit. If you find a show stopper that prevents you from realizing your needs with the landscape, use the rating -100.

You can use the scales shown in the following table:

**Table 12: Selection - Scales**

	<b>Tangible</b>		<b>Priority/Points for Evaluation</b>
Best in Class/Best in World	81–100%	→	5
Perfect for me/Customer	61–80%	→	4
Satisfying	41–60%	→	3
Effort	21–40%	→	2
Effort and Pain	1–20%	→	1
Show stopper	0%	→	-100

To evaluate the right landscape, we recommend that you create a table similar to the following, which includes all relevant criteria for your specific installation:

**Table 13: Evaluation Criteria**

	<b>Target System Landscape 1</b>	<b>Target System Landscape 2</b>	<b>Target System Landscape 3</b>
Criteria which are specific to the evaluation			
	<b>Target System Landscape 1</b>	<b>Target System Landscape 2</b>	<b>Target System Landscape 3</b>
Sum / number of criteria			

### 3.3.2 Example of a System Selection

The following table provides an example of criteria evaluated per target system alternatives for a customer:

- Product Instances SAP ECC Server and SAP NW - Business Intelligence installed together
- Product Instances SAP ECC Server and SAP NW - Business Intelligence separate

In your customer environment, other evaluations may fit better.

**Table 14: System Selection Matrix**

Criteria	Option A: SAP ECC Server and SAP NW - Business Intelligence installed together	Option B: SAP ECC Server and SAP NW - Business Intelligence separate
<b>IT Criteria</b>		
Easiest Backup	5	3
Maintaining Support Packages	4	3
Reuse of Existing Hardware	4	2
Flexibility in Upgrades	2	4
<b>Business Criteria</b>		
Supporting Business Process 1	4	3
Supporting Business Process 2	4	3
Sum / 6	3.8	3

In this example, option A (SAP ECC Server and NW - Business Intelligence installed together) fits better with the customer's needs. You can interpret the result in the following way:

- 3 points: Satisfying for the customer. This landscape fits the customer's needs.
- 3.8 points: This landscape is nearly perfect for the customer.

To interpret the results in this way, one must perform the ranking with the absolute scale shown above - not in comparison between the two landscapes.



If you are unsure how to evaluate your landscape, consider to use the standardized service. SAP Consulting offers this service (called *SAP ERP Component Allocation Workshop*), which helps you evaluate the best system landscape. For more information about this service, see SAP Service Marketplace at <http://service.sap.com/upgradeservices>.



## 3.4 Overall Installation Sequence

### Overview

This section describes the installation steps for the sample system landscapes and suggests a sequence of installation steps that you should execute to obtain a full-fledged system landscape.

Use the following tools for installing SAP ERP 6.0:

- You use the SAINT tool (SAP Add-On Installation Tool) to install ABAP Add-On components. During new installations, you can install one Add-On per run. Thus, if you have to install more Add-Ons, you must use SAINT several times.
- During an upgrade, it is possible to install more than one Add-On solution. Prerequisite is that the Add-On requires a different Add-On and the simultaneous upgrade is permitted by a specific attribute set on the upgrade package.

Changes to the tool strategy might take place with the SAP enhancement packages for SAP ERP 6.0.



Before you start the installation, it is imperative that you know which product instances and software components are required for the business processes or role-based Work Centers you plan to use. We do not recommend you to install all product instances and software components as a matter of course. Install only those product instances and software components that are required for the business processes you use.

For more information about the installation of enhancement packages, see the separate Master Guides in SAP Service Marketplace, at <http://service.sap.com/erp-inst>.

### Post Installation Steps

After installation of a system instance, make sure that you perform the configuration steps and post installation steps as described in the installation guide. For certain usage types, configuration tasks exist. You can apply them with the configuration wizard after you have installed your system instance and after you have patched it for the first time.

The SAP Solution Manager and in the Technology Consultant's Guide lists all required configuration Steps for your IT scenario. For more information, see the Installation Guide – *SAP NetWeaver 7.0 <Technology> on <Operating System>: <Database>*, and see the installation guides from <http://service.sap.com/erp-inst>.

Overall, it is required to configure your SAP Solution Manager for communication with SAP Support. Among others, you need to define your application landscape, and you need to connect existing systems to enable Early Watch Alert.


### Further Information




- For more information about the required software components, see the software component matrix for each key capability.
- We assume that you have already installed a system instance of the SAP Solution Manager before starting to set up your system landscape.
- When installing SAP ERP 6.0 together with an enhancement package, make sure that you verify the corresponding enhancement-package-installation-guide for recommendations about the installation tool usage.



### 3.4.1 Installation Sequence for Minimal System Landscape





The following table documents the installation sequence for the Minimal System Landscape:

**Table 15: Installation Sequence for the Minimal System Landscape**

Sequence	Software Units to Install
1.	<p><b>Installation of ABAP software units</b></p> <p>Execute the System Landscape Implementation Manager (SAPinst) to install the components titled <i>Add-Ons ABAP included in installation SAP ECC Server</i> (see Figure 5 <i>Overview of SAP ERP 6.0 Components</i>).</p> <ul style="list-style-type: none"> <li>Option 1: Complete SAP ERP ECC - Server</li> </ul> <p>Select the required software components and usage types of SAP ERP 6.0 and of SAP NetWeaver 7.0 (Minimal System Landscape: select SAP NetWeaver 7.0 - usage types AS ABAP, AS Java, EP, BI ABAP, BI Java, PI, DI, and MI).</p> <p>SAPinst installs all required components as appropriate.</p> <ul style="list-style-type: none"> <li>Option 2: Reduced Server consisting of usage type SAP NetWeaver 7.0 - AS ABAP (formerly SAP WEB AS)</li> </ul> <p>It is not always required to install a full system with product instance SAP ECC Server. In such cases, install the usage type AS ABAP (formerly SAP NetWeaver Application Server), as described in Option 1 above, by deselecting SAP ECC, and by installing the specific components as <i>Add-On</i> (see step 2 in installation sequence).</p>  <ul style="list-style-type: none"> <li>For more information, see SAP ERP 6.0 - Installation Guide available in SAP Service Marketplace at <a href="http://service.sap.com/erp-inst">http://service.sap.com/erp-inst</a> → <i>SAP ERP 6.0</i>.</li> <li>For more information about SAPinst, see SAP Service Marketplace at <a href="http://service.sap.com/instguides">http://service.sap.com/instguides</a> → <i>SAP NetWeaver</i> → <i>SAP NetWeaver 7.0</i> → <i>Installation Guide SAP NetWeaver Developer Workplace</i>.</li> <li>For information for a proper sizing, visit SAP Service Marketplace at <a href="http://service.sap.com/sizing">http://service.sap.com/sizing</a>.</li> <li>If you plan to operate product instance SAP NW - Process Integration on the SAP ERP Central Component host, or if you plan to install your Java Web Applications on this server, then you should install SAP J2EE in add-in mode. For production use, however, you should operate a separate system based on SAP NetWeaver 7.0 usage type Process Integration and, depending on your requirements, a separate J2EE server in standalone mode where your Web applications are installed. A J2EE add-in installation is mandatory for the XI Java Components. For all other components (Web Applications, Enterprise Portal), we recommend that you install a standalone J2EE. For more information, see SAP Service Marketplace at <a href="http://service.sap.com/instguidesNW70">http://service.sap.com/instguidesNW70</a> → <i>Installation</i> → <i>Installation Guide Web AS Java 6.40 &lt;Platform&gt;: Database</i>.</li> </ul>

Sequence	Software Units to Install
	<p><b>Installation of JAVA Web Components</b></p> <p>Execute SAPinst to install the following JAVA components of the SAP ECC Server system onto the AS Java system:</p> <ul style="list-style-type: none"> <li>• FSCM Biller Direct 6.0 (Product instance SAP FSCM - Biller Direct)</li> <li>• Product instance SAP XSS (Self Services)</li> <li>• XECO 4.0 (Product instance SAP XECO)</li> <li>• LSO Content Player 6.0 (for SAP Learning Solution) - Product instance SAP Learning Sol-Front-end CP</li> </ul>  <ul style="list-style-type: none"> <li>• Important restrictions may apply to a specific setup. For more information about restrictions, see SAP Service Marketplace at <a href="http://service.sap.com/notes">http://service.sap.com/notes</a> → SAP Note <a href="#">852235</a> (Release restrictions for SAP ERP 6.0).</li> <li>• For more information about Installation Guide for the ERP Java Component, see <a href="http://service.sap.com/erp-inst">http://service.sap.com/erp-inst</a> → <i>SAP ERP 6.0</i>.</li> <li>• To install product instance SAP XSS (Self Services), make sure that you select SAP NetWeaver usage type EP Core while installing the ABAP software units.</li> </ul>
2.	<p><b>Installation of ABAP Add-Ons</b></p> <p>Before starting, meet the following conditions</p> <ul style="list-style-type: none"> <li>• Completely install a system instance with SAP ECC Server or,</li> <li>• Install a system with SAP NetWeaver 7.0 - usage type AS ABAP - as described in the previous step.</li> </ul> <p>Use transaction SAINT (SAP Add-On Installation Tool) to install one or all of the following ABAP Add-On product instances of SAP ERP 6.0 on your server installation:</p> <ul style="list-style-type: none"> <li>• Option 1 (Prerequisite: Complete SAP ERP ECC Server product instance is installed): SAP SRM - Server ECC Add-On, SAP cProject Suite, SAP Catalog Content Management, SAP Workforce Management, and the BI Content Add-On of the corresponding release.</li> </ul>  <p>If you want to install SAP Workforce Management, then you must first install the SAP liveCache (see step 9).</p> <ul style="list-style-type: none"> <li>• Option 2 (Prerequisite: Usage type - AS ABAP is only installed): SAP FSCM - FSCM Server (ABAP), SAP E-Recruiting, SAP SEM, SAP Learning Sol-Front-end ABAP, SAP cProject Suite, SAP SRM - Server ECC Add-On, SAP Catalog Content Management, SAP Workforce Management, and the BI Content Add-On of the corresponding release.</li> </ul>  <ul style="list-style-type: none"> <li>• For more information, see SAP Service Marketplace at</li> </ul>

Sequence	Software Units to Install
	<p><a href="http://service.sap.com/erp-inst">http://service.sap.com/erp-inst</a> → SAP ERP 6.0.</p> <ul style="list-style-type: none"> <li>• Product instance SAP FSCM - FSCM Server (ABAP) is a technical prerequisite for product instance SAP SEM.</li> <li>• SAP Workforce Management requires a separate license.</li> <li>• For more information about the installation of SAP Catalog Content Management, see SAP Service Marketplace at <a href="http://service.sap.com/notes">http://service.sap.com/notes</a> → SAP Note <a href="#">835170</a> (CCM 200 Installation with SAINT) and SAP Note <a href="#">835169</a> (Upgrade Basis 700 with CCM 2.00).</li> <li>• You can find SAP documentation in transaction SAINT (SAP Add-On Installation Tool) when you select <b>F1</b> in your installed system. Alternatively, you can search for the documentation about <i>SAP Add-On Installation Tool</i> in the SAP Help Portal, at <a href="http://help.sap.com">help.sap.com</a>.</li> </ul>
3.	Install the XI Content Package as described in the Installation Guide for SAP ERP 6.0.
4.	<p>Install the required Business Packages (product instance Portal Content) in accordance with the description in the Installation Guide for SAP ERP 6.0 (see <a href="#">Section 5.3.1 - SAP ERP Business Packages</a>) and SAP Service Marketplace at <a href="http://service.sap.com/ep-content">http://service.sap.com/ep-content</a>.</p>  <ul style="list-style-type: none"> <li>• For more information about downloading area for portal business packages, see SAP Service Marketplace at <a href="http://service.sap.com/swdc">http://service.sap.com/swdc</a> → <i>Download</i> → <i>Installations and Upgrades</i> → <i>Entry by Application Group</i> → <i>SAP Application Components</i> → <i>SAP ERP</i>.</li> <li>• The portal content package includes all individual business packages for the installation of SAP NetWeaver usage type EP Core, which are part of SAP ERP 6.0.</li> <li>• You must make certain that you install usage type SAP NetWeaver usage type EP Core (product instance SAP NW - EP Core) before.</li> </ul>
5.	<p>Either install a new local System Landscape Directory (SLD) or configure SLD on an existing AS Java system.</p>  <p>For more information, see the Master Guide in SAP Service Marketplace at <a href="http://service.sap.com/installNW7.0">http://service.sap.com/installNW7.0</a> and <a href="#">Section 2.1.3 - System Landscape Directory</a>.</p>
6.	<p>Install a system instance with product instance SAP NW - Search and Classification (SAP NetWeaver- Stand-Alone Engine Search and Classification – TREX) or use an existing deployment.</p> <p>SAP NW – Search and Classification is based on software component version TREX 7.0. If the operating system of your system landscape permits, you can use TREX 7.1 as well.</p> <p>For a new installation of SAP NW - Search and Classification, in the different system landscapes, see the documentation from SAP Service Marketplace at <a href="http://service.sap.com/installNW70">http://service.sap.com/installNW70</a> listed below:</p> <ul style="list-style-type: none"> <li>• On a single host, see the documentation for single host installation of</li> </ul>

Sequence	Software Units to Install
	<p>the corresponding version.</p> <ul style="list-style-type: none"> <li>Of a distributed TREX system landscape, see the documentation for multiple host installation of the corresponding version.</li> </ul> <p>After the installation of TREX, you have to configure the systems, which communicate with TREX (for details, see the TREX Installation Guides mentioned above).</p>  <ul style="list-style-type: none"> <li>For performance reasons, SAP NW - Search and Classification runs on a separate server.</li> </ul>
7.	<p><b>Front-End Component Installation (Optional)</b></p> <p>Install SAP GUI 6.40 (product instance: SAP Front-end GUIs) or above and all front-end components required in addition, as defined with the component information of the particular process.</p>  <ul style="list-style-type: none"> <li>You can install this component at any time, since you install it on the clients.</li> <li>SAP GUI is mainly required for administrators and power users. Moreover, certain SAP ERP processes, which are not yet entirely portal-based, still require SAP GUI. The installation of front ends for the SAP system is described separately in the <i>SAP Front End Installation Guide</i>, which can be found at <a href="http://service.sap.com/instguides">http://service.sap.com/instguides</a> → <i>Installation and Upgrade Guides</i> → <i>SAP Components</i> → <i>SAP Front-End Components</i>.</li> </ul>
8.	<p>Install Mobile Applications as described in the corresponding Installation Guide, if you intend to use SAP Solutions for Mobile Business.</p>  <p>SAP Solutions for Mobile Business are not part of SAP ERP 6.0. You need to download them separately. See <a href="#">Section 5.2.7 Technology Components for SAP Applications for Mobile Business</a>.</p>  <p>Before you install product instances for SAP Solutions for Mobile Business in addition to SAP ERP 6.0, a system must be available in which you have already installed product instance SAP NW - Mobile Infrastructure.</p>
9.	<p>If you want to install SAP Workforce Management, you must first install the SAP liveCache. SAP liveCache is a database engine for managing complex objects in scenarios where large volumes of data must be permanently available and modifiable. SAP liveCache is based on MySQL on MaxDB and is installed using SAPinst.</p>

## 3.4.2 Installation Sequence for Extended System Landscape

The system landscape consists of different system instances, which you can install as described as follows:

### 3.4.2.1 System Instance I: Installation Sequence for SAP ECC - System

Table 16: Installation Sequence for SAP ECC Server - System

Sequence	Software Units to Install
la	<b>Option 1: Complete SAP ERP Server</b> Install the complete SAP ECC Server including usage type SAP NetWeaver 7.0 - AS ABAP as described in step 1 in <a href="#">Section 3.4.1 - Installation Sequence for Minimal System Landscape</a> .
lb	<b>Option 2: Reduced Server consisting of usage type SAP NetWeaver 7.0 - AS ABAP (formerly SAP WEB AS)</b> Install the following ABAP Add-On components, as described in step 2 in <a href="#">Section 3.4.1 - Installation Sequence for Minimal System Landscape</a> : SAP SRM - Server ECC Add-On, SAP cProject Suite, SAP Catalog Content Management, and SAP Workforce Management.

### 3.4.2.2 System Instance II: Installation Sequence for SAP SEM - System

Table 17: Installation Sequence for SAP SEM - System

Sequence	Software Units to Install
Ila	Install the usage types SAP NetWeaver 7.0 - AS ABAP, BI-B, PI, DI, and MI as described in step 1 in <a href="#">Section 3.4.1 - Installation Sequence for Minimal System Landscape</a> . To use the complete functional scope of SAP SEM, you need to configure a separate system with SAP NW – EP Core, AS Java, and BI – Java.
Ilb	Install the following ABAP Add-On product instances of SAP ERP 6.0, as described in step 2 in <a href="#">Section 3.4.1 - Installation Sequence for Minimal System Landscape</a> : SAP FSCM - FSCM Server (ABAP), SAP SEM, and the BI Content Add-On of the corresponding release.
Ilc	Install the XI Content Package as described in step 3 in <a href="#">Section 3.4.1 - Installation Sequence for Minimal System Landscape</a> .
Ild	Either install a new local System Landscape Directory (SLD) or configure SLD on an existing AS Java system, as described in step 5 of <a href="#">Section 3.4.1 - Installation Sequence for Minimal System Landscape</a> .

### 3.4.2.3 System Instance III: Installation Sequence SAP NW – EP Core System

**Table 18: Installation Sequence for SAP NetWeaver 7.0 usage type Enterprise Portal System**

Sequence	Software Units to Install
IIIa	Install SAP NetWeaver 7.0 usage types AS Java, EP, and BI as described in step 1 in <a href="#">Section 3.4.1 - Installation Sequence for Minimal System Landscape</a> . To use the complete functional scope of SAP SEM, you need to configure the usage type BI – Java in the system.
IIIb	Install the required Business Packages (Product instance Portal Content), as described in step 4 in <a href="#">Section 3.4.1 - Installation Sequence for Minimal System Landscape</a> .

### 3.4.2.4 System Instance IV: Installation Sequence for Other Components

**Table 19: Installation Sequence for Other Components**

Sequence	Software Units to Install
IVa	Install Search and Classification (Product Instance SAP NW - Search and Classification) as described in step 6 in <a href="#">Section 3.4.1 - Installation Sequence for Minimal System Landscape</a> or use an existing deployment.
IVb	<b>Front-End Component Installation (Optional)</b> Install SAP GUI 6.40 or above and all front-end components required in addition, as defined with the component information of the particular process, as described in step 7 in <a href="#">Section 3.4.1 - Installation Sequence for Minimal System Landscape</a> .
IVc	If required install SAP Solutions for Mobile Business as described in step 10 in <a href="#">Section 3.4.1 - Installation Sequence for Minimal System Landscape</a> .
IVd	Install SAP liveCache as described in step 9 in <a href="#">Section 3.4.1 - Installation Sequence for Minimal System Landscape</a> .

## 3.4.3 Installation Sequence for Extended System Landscape with Firewall

The system landscape consists of different system instances, which you can install as described as follows:

### 3.4.3.1 System Instance I: Installation Sequence SAP ECC - System (Internal)


**Table 20: Installation Sequence SAP ECC - System (Internal)**

Sequence	Software Units to Install
Ia	Install the complete SAP ECC Server including ABAP Add-Ons, as described in <a href="#">Section 3.4.2.1 - System Instance I: Installation Sequence SAP ECC - System</a> .



### 3.4.3.2 System Instance II: Installation Sequence SAP SEM - System (Internal)

Table 21: Installation Sequence SAP SEM - System (Internal)

Sequence	Software Units to Install
Ila	<p>Install the complete SAP SEM system including ABAP Add-Ons as described in <a href="#">Section 3.4.2.2 - System Instance II: Installation Sequence SAP SEM - System</a>.</p> <p>Depending on your business processes you have the following options:</p> <ul style="list-style-type: none"> <li>Option 1: Certain processes run internally and externally on different system instances. Complete installation of all ABAP Add-On components.</li> <li>Option 2: Certain processes run externally only. Installation excludes ABAP Add-On components, which are installed in front of the firewall (SAP Workforce Management, SAP cProject Suite, SAP Learning Sol-Front-end ABAP, SAP Learning Sol-Front-end CP, SAP XSS (Self Services), SAP FSCM - Biller Direct and SAP E-Recruiting).</li> </ul>  <p>If you wish to install SAP Workforce Management, you must first install the SAP liveCache as described in step 9 in <a href="#">Section 3.4.1 - Installation Sequence for Minimal System Landscape</a>.</p> <p>To use the complete functional scope of SAP SEM, you need to configure a separate system with SAP NW – EP Core, AS Java, and BI – Java.</p>

### 3.4.3.3 System Instance III: Installation Sequence SAP NW – EP Core System (Internal)

Table 22: Installation Sequence SAP NetWeaver 7.0 usage type Enterprise Portal System (Internal)

Sequence	Software Units to Install
IIla	<p>Install the complete system instance for the usage type Enterprise Portal (product instance SAP NW - EP Core) as described in <a href="#">Section 3.4.2.3 - System Instance III: Installation Sequence SAP NetWeaver 7.0 usage type Enterprise Portal System</a>.</p> <p>To use the complete functional scope of SAP SEM, you need to configure the usage type BI – Java in the system.</p>

### 3.4.3.4 System Instance IV: Installation Sequence Other Components (Internal)

Table 23: Installation Sequence Other Components (Internal)



Sequence	Software Units to Install
IVa	Install the other components as described in steps IVa to IVd in <a href="#">Section 3.4.2.4 - System Instance IV: Installation Sequence Other Components</a> .

### 3.4.3.5 System Instance V: Installation Sequence External System (External)

Table 24: Installation Sequence External System (External)

Sequence	Software Units to Install
Va	Install a firewall.
Vb	Install SAP NetWeaver usage types SAP NetWeaver 7.0 - EP Core, AS ABAP, and AS JAVA as described in step 1 in <a href="#">Section 3.4.1 - Installation Sequence for Minimal System Landscape</a> .
Vc	Install the following ABAP Add-On product instances of SAP ERP 6.0, as described in step 2 in <a href="#">Section 3.4.1 - Installation Sequence for Minimal System Landscape</a> :  SAP Workforce Management, SAP cProject Suite, SAP Learning Sol-Front-end ABAP, SAP Learning Sol-Front-end CP, SAP XSS (Self Services), SAP FSCM - Biller Direct and SAP E-Recruiting.
Vd	Install the required Business Packages (Product instance Portal Content), which are sometimes called Portal Content, as described in step 4 in <a href="#">Section 3.4.1 - Installation Sequence for Minimal System Landscape</a> .

## 3.4.4 Installation Sequence for Individual System Landscape

The system landscape consists of multiple instances, which you can install are described below.

### 3.4.4.1 System Instance I: Installation Sequence SAP ECC - System

Table 25: Installation Sequence SAP ECC - System

Sequence	Software Units to Install
Ia	Install the complete SAP ECC system as described in step 1 in <a href="#">Section 3.4.1 - Installation Sequence for Minimal System Landscape</a> , based on the usage type AS ABAP.

### 3.4.4.2 System Instance II: Installation Sequence SAP SRM Server

Table 26: Installation Sequence SAP SRM Server

Sequence	Software Units to Install
Ila	Install the complete SAP SRM System as described in step 1 in <a href="#">Section 3.4.1 - Installation Sequence for Minimal System Landscape</a> –,based on the usage type AS ABAP.
Ilb	Install the ABAP Add-On SAP Catalog Content Management as described in step 2 in <a href="#">Section 3.4.1 - Installation Sequence for Minimal System Landscape</a> .


### 3.4.4.3 System Instance III: Installation Sequence SAP Biller Direct/XECO - System

Table 27: Installation Sequence SAP Biller Direct/XECO - System

Sequence	Software Units to Install
IIla	Install the usage types AS Java, as well as the Java Web Components. These are part of the SAP ERP 6.0 product instances SAP FSCM Biller Direct and SAP XECO. For more information, see step 1 in <a href="#">Section 3.4.1 - Installation Sequence for Minimal System Landscape</a> .

### 3.4.4.4 System Instance IV: Installation Sequence cProjects - System

Table 28: Installation Sequence cProjects - System

Sequence	Software Units to Install
IVa	Install the usage type AS ABAP, as described in step 1 in <a href="#">Section 3.4.1 - Installation Sequence for Minimal System Landscape</a> .
IVb	<p>Install the ABAP Add-On product instances of product version SAP cProjects and SAP Workforce Management, as described in step 2 in <a href="#">Section 3.4.1 - Installation Sequence for Minimal System Landscape</a>.</p>  <p>If you wish to install SAP Workforce Management, you must first install the SAP liveCache, as described in step 9 in <a href="#">Section 3.4.1 - Installation Sequence for Minimal System Landscape</a>.</p>

### 3.4.4.5 System Instance V: Installation Sequence SAP SEM - System

Table 29: Installation Sequence SAP SEM - System

Sequence	Software Units to Install
Va	<p>Install the SAP NetWeaver 7.0 usage types AS ABAP and BI. Further install the following ABAP Add-On product instances of SAP ERP 6.0, as described in step 2 of <a href="#">Section 3.4.1 - Installation Sequence for Minimal System Landscape</a> - SAP FSCM - FSCM Server (ABAP), SAP SEM.</p> <p>To use the complete functional scope of SAP SEM, you need to configure a separate system with SAP NW – EP Core, AS Java, and BI – Java.</p>

Sequence	Software Units to Install
Vb	Install the ABAP Add-On component the BI Content Add-On of the corresponding release, as described in step 2 of <a href="#">Section 3.4.1 - Installation Sequence for Minimal System Landscape</a> .

### 3.4.4.6 System Instance VI: Installation Sequence SAP Enterprise Portal - System

**Table 30: Installation Sequence SAP NetWeaver Portal (XSS) - System**

Sequence	Software Units to Install
Vla	<p>Install the SAP NetWeaver 7.0 usage types AS Java, EP, and BI JAVA (optional). Furthermore, install the Java Web Component of the product instance SAP XSS (SELF-SERVICES) of SAP ERP 6.0. For more information, see step 1 in <a href="#">Section 3.4.1 - Installation Sequence for Minimal System Landscape</a>.</p> <p>The installation of SAP NW – BI Java, which requires the usage types EP Core and AS Java in the same system, enables you to use the complete functional scope of SAP SEM.</p>
Vlb	Install the required Business Packages (Product instance Portal Content), as described in step 4 in <a href="#">Section 3.4.1 - Installation Sequence for Minimal System Landscape</a> .

### 3.4.4.7 System Instance VII: Installation Sequence SAP Learning Management System

**Table 31: Installation Sequence SAP Learning Management System**

Sequence	Software Units to Install
VIIa	Install the SAP NetWeaver usage types SAP NetWeaver 7.0 - AS ABAP and AS JAVA, as well as product instance SAP Learning Solution - Front-end CP, as described in step 1 in <a href="#">Section 3.4.1 - Installation Sequence for Minimal System Landscape</a> .
VIIb	Install product instance SAP ERP 6.0- SAP Learning Solution-Front-end ABAP, as described in step 2 in <a href="#">Section 3.4.1 - Installation Sequence for Minimal System Landscape</a> .

### 3.4.4.8 System Instance VIII: Installation Sequence SAP eRecruiting System

**Table 32: Installation Sequence SAP eRecruiting System**

Sequence	Software Units to Install
----------	---------------------------

Sequence	Software Units to Install
VIIIa	Install the SAP NetWeaver usage type SAP NetWeaver 7.0 - AS ABAP, as described in step 1 in <a href="#">Section 3.4.1 - Installation Sequence for Minimal System Landscape</a> .
VIIIb	Install the ABAP Add-On component E-Recruiting, as described in step 2 in <a href="#">Section 3.4.1 - Installation Sequence for Minimal System Landscape</a> .

### 3.4.4.9 System Instance IX: Installation Sequence SAP NetWeaver 7.0 usage type Business Intelligence System

**Table 33: Installation Sequence SAP NetWeaver 7.0 usage type Business Intelligence System**

Sequence	Software Units to Install
IXa	Install the usage types SAP NetWeaver 7.0 - AS ABAP and BI-ABAP, as described in step 1 in <a href="#">Section 3.4.1 - Installation Sequence for Minimal System Landscape</a> .
IXb	Install the BI Content ABAP Add-On of the corresponding release, as described in step 2 in <a href="#">Section 3.4.1 - Installation Sequence for Minimal System Landscape</a> .

### 3.4.4.10 System Instance X: Installation Sequence Development System

**Table 34: Installation Sequence Development System**

Sequence	Software Units to Install
Xa	Install the usage types AS Java and DI, as described in step 1 in <a href="#">Section 3.4.1 - Installation Sequence for Minimal System Landscape</a> .


### 3.4.4.11 System Instance XI: Installation Sequence SAP NetWeaver 7.0 usage type PI System

**Table 35: Installation Sequence SAP NetWeaver 7.0 usage type PI System**

Sequence	Software Units to Install
XIa	Install the usage types AS Java, AS ABAP, and PI, as described in step 1 in <a href="#">Section 3.4.1 - Installation Sequence for Minimal System Landscape</a> .
XIb	Install the XI Content Package, as described in step 3 in <a href="#">Section 3.4.1 - Installation Sequence for Minimal System Landscape</a> .

### 3.4.4.12 System Instance XII: Installation Sequence SAP Mobile Application - System

**Table 36: Installation Sequence SAP Mobile Application - System**

Sequence	Software Units to Install
XIIa	<p>If you intend to use SAP Solutions for Mobile Business together with SAP ERP 6.0, install the usage types AS Java, AS ABAP, and MI, as described in step 1 in <a href="#">Section 3.4.1 - Installation Sequence for Minimal System Landscape</a>.</p> <div style="text-align: center;">  </div> <p>SAP Solutions for Mobile Business are not part of SAP ERP 6.0. You need to download them separately. For more information, see <a href="#">Section 5.2.7 Technology Components for SAP Solutions for Mobile Business</a>.</p>

### 3.4.4.13 System Instance XIII: Installation Sequence Other Components

**Table 37: Installation Sequence Other Components**

Sequence	Software Units to Install
XIIIa	<p>Install the other components as described in steps IVa to IVd in <a href="#">Section 3.4.2.4 - System Instance IV: Installation Sequence Other Components</a>.</p>

## 4 Key Functional Areas of SAP ERP 6.0

Powered by SAP NetWeaver 7.0, the open integration, and application platform, SAP ERP 6.0 combines core ERP functionality with portal-based collaboration across the extended enterprise. SAP ERP gives you better control of your assets as well as business processes, such as financial supply chain management, E-Recruiting and profitability assessments of employees, departments and customers.

SAP ERP allows you to regain active control of your administrative and operations environment, and helps you to increase efficiency and profitability. SAP ERP enables new levels of business processes and technology integration while laying the foundation for incremental evolution of the application.

The SAP ERP Business Map encompasses all key functional areas within SAP ERP. The SAP ERP Business Map is located on SAP Service Marketplace at <http://service.sap.com/businessmaps> → *Cross-Industry Maps* → *Enterprise Resource Planning (ERP)*.

### Processes, role-based Work Centers, and Key Functional Areas

SAP ERP supports the many roles, which persons have in the enterprise with different means. It includes functions for approximately 300 generic business processes and for several role-based Work Centers.

Each process links to a key functional area, such as Analytics, Financials, or Human Capital Management. We have assigned each role-based Work Center to the End-User Service Delivery key functional area, and implement it by means of different SAP ERP business packages.



Find more information about the overall Role and Work Center Concept in the SAP Library [help.sap.com](http://help.sap.com) → *SAP ERP Central Component* → *Business Packages (Portal Content)* → *Role and Work Center Concept*. In Particular holds that

- A role in the portal enables users to access applications and transactions that they require to carry out the tasks of a particular role in the enterprise. It provides users with simple, direct access to the services that they use more or less regularly, regardless of the system in which you execute the services.
- A role can comprise several work centers, which bundle the services for a particular task within a role. A work center is therefore the starting point for an employee's work in a particular task area. From a technical point of view, a work center is a workset in the business package.

SAP ERP includes the product instance SAP ECC Server. We have organized the functionality of SAP ECC Server with composite roles, and single roles. You use these roles to assign authorizations to user of SAP ECC, as part of the Identity Management.

The following sections of the Master Guide include more information about SAP ERP processes, role-based Work Centers, and SAP ERP business packages but do not consider the user management. For more information about the following topics, see the Solution Operation Guide from <http://service.sap.com/erp-inst>:

- User management
- Composite roles
- Single roles



- For most SAP ERP 6.0 processes, we provide implementation content in the SAP Solution Manager. We have structured the SAP Solution Manager in the same way as the SAP ERP 6.0 application map and the process component information used in this Master Guide.
- With the exception of SAP NetWeaver 7.0 Portal Roles, we group each process and role-based Work Center in the SAP Solution Manager by its corresponding key functional area. As an exception, the role-based Work Centers for the SAP NetWeaver usage type EP Core are part of the key functional area to which they belong, such as Human Capital Management or Financials.
- In the SAP Solution Manager, the implementation content for SAP ERP role-based Work Centers are available within the *configuration structure* for the application SAP ERP. You can adapt the configuration structure of your project accordingly. To do so, you use the tabstrip *configuration* of the system transaction *configuration change (solar02)*. For more information, see the documentation of the *SAP Solution Manager* and [Section 2.1.5 - SAP Solution Manager](#).

The Master Guide SAP ERP 6.0 discusses the following topics for each of the key functional areas:

- Overview
- Technical system landscape
- Implementation sequence

### Software component Information

The actual sections of the Master Guide define the software components and product instances required to implement all key functional areas together or to implement individual processes and role-based Work Centers.



- We have designed each generic business process to implement one defined business function (1:1 relation). Role-based Work Centers typically include different processes of SAP ERP (1: N relation). To implement a role-based Work Center, it may also be necessary to determine the technical requirements of individual processes covered by the specific role-based Work Center.
- For more information about dependencies among processes, see SAP Service Marketplace at <http://service.sap.com/notes> → SAP Note [824757](#) (Dependencies between SAP ERP component lists).

### System Infrastructure Diagrams (Technical System Landscape)

The technical infrastructure diagrams use the general system landscapes shown above and represent one possible implementation. They enable you to understand the interaction between different software components and the dependencies that you must consider during the implementation phase, and they demonstrate a typical distribution of components among multiple hosts.

The design of an actual system landscape, however, depends on your own requirements, such as high availability, security and performance. Such requirements ultimately determine the dimensions of the infrastructure that you should implement.





For more information about technical infrastructure issues and network integration, see SAP Service Marketplace at <http://service.sap.com/sysadmin>.

## 4.1 End-User Service Delivery

### Overview

End-User Service Delivery consists of various role-based Work Centers. SAP translates and localizes processes or role-based Work Centers according to a given standard (see [Section 2.3 - Globalization](#)). However, processes or role-based Work Centers exist, which deviate from this standard, either with respect to their language availability or with respect to their country availability.

With each enhancement package, SAP might add or remove role-based Work Centers or processes from the SAP ERP structure. We thus update this structure of SAP ERP from time to time.

It is possible that processes and role-based Work Centers depend on each other. In these cases, you require more than one process/ role-based Work Center to be able to use a certain product feature.

### Documentation References

For more information, see the following additional documentation:

- We document the generic business processes or the Role-Based Work Centers of SAP ERP in *List of Processes and Role-Based Work Centers SAP ERP EHP <Number of enhancement package>*. You find it in the following path in SAP Service Marketplace <http://service.sap.com/erp-ehp> - > *Media Library - SAP enhancement packages* -> *Category Enhancement Packages - General*.
- In the SAP Service Marketplace <http://service.sap.com/notes> → SAP Note [883072](#) (Globalization information on SAP ERP), you find more information about the localization and translation status.
- We describe limitations in SAP Service Marketplace at <http://service.sap.com/notes> → SAP Note [852235](#) (Release Limitations for SAP ERP 6.0).
- Dependencies among processes and role-based Work Centers are described in SAP Service Marketplace at <http://service.sap.com/notes> -> SAP Note [824757](#) (Dependencies between SAP ERP component lists)
- For more information about SAP ERP Business Map, see SAP Service Marketplace at <http://service.sap.com/businessmaps> -> *Cross-Industry Maps* -> *Enterprise Resource Planning (ERP)*.

### 4.1.1 Role-based Work Centers and Processes in Detail

You use the functionality related to the role-based Work Centers of the End-User Service Delivery key functional area in company-wide business processes. It thus includes processes for all key capabilities of SAP ERP. Depending on the individual role-based Work Center, you may be required to implement other additional processes.

### 4.1.1.1 Role-based Work Centers

The following role-based Work Centers of SAP ERP address specific business needs:

- Business Unit Analyst

The role-based Work Center enables financial analysts and controllers to monitor their business unit, react to critical situations, organize the planning process and collaborate effectively with the line managers and project managers within their unit.

- Buyer

The role-based Work Center supports buyers in their day-to-day purchases (operational procurement) as it provides for both materials and services procurement.

- Development Collaboration

The role-based Work Center for Development Collaboration provides a single point-of-entry for all activities related to collaboration in product development and design, and support for employees responsible for communication with external partners and suppliers in the area of product development. This includes data export/import to the cFolders application and browsing of the product structure. It also includes an integration of cFolders notifications into the Universal Worklist (UWL) of the system with SAP NetWeaver usage type EP Core.

- Employee Self-Service (ESS)

Using SAP ESS, employees maintain their personal information and control many administrative transactions and other processes formerly handled by the Human Resources staff. The goal is to streamline approval processes and tasks like viewing vacation time or choosing benefits. SAP ESS not only grants better access to personal data, it also informs employees the changes of life and work events by integrating applications with support information.

- HR Administrator

The role-based Work Center HR Administrator provides real time integration for collaboration within the entire organization, that is, from employees to management. Being responsible for the HR data of the employees, an HR Administrator receives work items, triggered from other roles and processes already defined within the organization.



As by SAP ERP Enhancement Package 2005.1, we have changed the user interface technology for the role-based Work Center HR Administrator from the Web Dynpro Java technology to the Web Dynpro for ABAP technology. Developments for these technologies are part of different product instances of the product versions SAP ERP 6.0 or SAP ENHANCE PACKAGE 2005.1. For instance the Java Web Dynpro is part of SAP XSS (Self Services), and the ABAP Dynpro is part of SAP ECC Server. This change influences all system landscapes, and the implementation or upgrade of systems, which use the role-based Work Center HR Administrator.

For more information, see SAP Service Marketplace at <http://service.sap.com/notes> → SAP Note [1024326](#) (New Applications for role HR Administrator).

- Internal Sales Representative

This role-based Work Center delivers all the functions to fulfill the requirements of an Internal Sales Representative. This includes tasks such as answering phone calls from customers and prospective customers, processing incoming inquiries and sales orders, and preparing quotations and sales contracts.

- Invoicing Clerk

This role-based Work Center enables the Invoice Management System. The target group of this role-based Work Center is the invoicing clerk who is responsible for the incoming invoices in the logistics department.

The Invoice Management System (IMS) allows incoming electronic invoices (with and without purchase order reference) to be processed on an exception basis.

- Maintenance Technician

This role-based Work Center provides a simple user interface for maintenance execution, request processing, confirmations, and reporting. It also displays the asset structure.

- Manager Self-Service (MSS)

SAP MSS provides line managers, team leaders, project leaders, and department heads in the enterprise with tools to help them accomplish their goals quickly and easily. Central departments such as Controlling or Human Resources can present personalized information in the user's portal, enabling managers to find their information in their own portal, in the right place at the right time.

- Plant Manager and Production Supervisor

Manufacturing intelligent dashboards for the roles of plant manager and production supervisor provide configurable entry pages that deliver alerts, KPIs, manufacturing content, work lists, and production confirmations. The role-based Work Center also provides the decision support needed by production personnel to respond to exceptions and unforeseen changes in demand or supply, and to deliver superior production performance through increased transparency. To leverage this transparency and to promote collaboration on the shop floor, the solution includes dashboards for the new roles *Maintenance Technician* and *Quality Inspector*.

- Project Self-Service (PSS)

The role-based Work Center Project Self-Service (PSS) provides an appealing and intuitive user interface, supporting project leads, and project team members in the main areas of their daily work. PSS relies on cProjects and a corresponding business package is part of product instance Portal Content. The solution offers most frequent cProjects processes in project maintenance, communication, and confirmation as self-services for occasional users. It provides transparency on project performance with a personalizable work list.

- Quality Inspector

The role-based Work Center Quality Inspector addresses quality inspectors in different industries and processes. Quality inspectors are responsible for tasks such as the following:

- Inspection lot processing
- Sample drawing
- Results/Defects recording (values of inspection characteristics, nonconformity data)
- Running quality control charts

These tasks represent highly repetitive steps with time pressure, which require quick data entry. Personalized work lists for inspection lots and notifications/tasks for exceptions are

commonplace. The simple user interface of this role-based Work Center thus fulfills the tasks of a quality inspector.

- Supplier

This role-based Work Center provides suppliers with a single point of access to data and transactions in the SAP Supplier Self-Services (SAP SUS) component, thus integrating self-service capabilities as part of the end-to-end procurement process.



For more information about the key capabilities and business processes that comprise the End-User Service Delivery key functional area is available in the SAP ERP Business Map, see SAP Service Marketplace at <http://service.sap.com/businessmaps> → *Cross-Industry Maps* → *Enterprise Resource Planning (ERP)*.

The following business packages include content, which is reused in different roles:

- Common Parts

The additional Business Package Common Parts contains various parts frequently used in several roles within SAP ERP 6.0. You must deploy this Business Package on the same server as the other Business Packages for roles mentioned above.

- Self-Service Administrator

The Business Package Self-Service Administrator allows an administrator to configure Self-Service applications, such as SAP Employee Self-Service or SAP Manager Self-Service. With this package, you can add entries to the helper area on a screen or you can skip the *Review* screen completely in a certain scenario. Your role-specific configuration is stored in the Portal Content Directory of the SAP NetWeaver usage type EP Core

As of support package 8 of SAP ERP 6.0, the following design is available:

- You can use all role-based Work Centers with product instance SAP NW EP Core {SAP NetWeaver usage type Enterprise Portal Core (EP Core)}. If they choose to, customers no longer need to run the richer SAP NetWeaver 7.0 usage type Enterprise Portal (Product instance SAP NW - EP Core).
- You can copy, change, or adapt all standard role-based Work Centers to company-specific needs. We provide *Work Center building blocks* – for example, the Personal Object Work List or the Generic Key Figure Monitor – which you can use to change or add more information actively pushed to the user.
- For more information, see the overall Role and Work Center Concept in the SAP Library [help.sap.com](http://help.sap.com) → *SAP ERP Central Component* → *Business Packages (Portal Content)* → *Role and Work Center Concept*.

### 4.1.1.2 Processes

The generic business process *Operating an Employee Interaction Center* (SAP Employee Interaction Center - EIC) helps your enterprise achieve the following goals:

- Decrease costs of certain HR services, such as the service Answer Benefits Enrollment Questions of Your Workforce.

- Improve service through fast resolution of employee requests (solution database, alerts, contact history) and multiple communication channels, such as telephone, e-mail and Web requests.
- Provide higher efficiency and cost transparency through standardization of HR processes and services.

If you intend to utilize the full EIC function, you must evaluate *SAP Customer Relationship Management* and *SAP ERP / SAP ERP Human Capital Management*.

## 4.1.2 Technical System Landscape

This section lists the software product instances and business packages that are required to implement the complete key functional area, individual business processes, or Roles based Work Centers. Each software product instance consists of different software components. For more information, see [Section 5.1 - Application Components](#).

### 4.1.2.1 Product Instances

The installation of all processes and roles based work centers of the key functional area End-User Service Delivery requires content instances (see [Section 5.3 - Content Instances](#)) shown in the following table:

**Table 38: Content Instances Required by the End-User Service Delivery Key Functional Area**

Component Name and Version	Business Package Name
BP ERP05 BUS UN ANALYST 20 1.0	Business Package for Business Unit Analyst 2.0
BP ERP05 BUYER 1.0	Business Package for Buyer
BP_ERP05_DEV_COLLABORATION 1.0	Business Package for Development Collaboration
BP ERP05 ESS 1.0	Business Package for Employee Self-Service
BP ERP05 HR ADMINISTRATOR 1.0	Business Package for HR Administrator
BP ERP05 INT SALES REP 1.0	Business Package for Internal Sales Representative
BP ERP05 INVOICING CLERK 1.0	Business Package for Invoicing Clerk
BP ERP05 MAINTENANCE TECH 1.0	Business Package for Maintenance Technician
BP ERP05 MSS 1.0	Business Package for Manager Self-Service
BP ERP05 PLANT MGR 20 1.0	Business Package for Plant Manager 2.0
BP ERP05 PROD SUPERVISOR 1.0	Business Package for Production Supervisor
BP ERP05 PROJ SELF-SERV 1.0	Business Package for Project Self-Service
BP ERP05 QUALITY INSPECTOR 1.0	Business Package for Quality Inspector
BP ERP05 SUPPLIER 1.0	Business Package for Supplier
BP ERP05 COMMON PARTS 1.0	Business Package for Common Parts

Component Name and Version	Business Package Name
BP ERP05 SELF-SERV ADMIN 1.0	Business Package for Self-Service Administrator
BI CONT 7.02	SAP NetWeaver 7.0 - Business Intelligence Content Package
XI CONTENT BI CONT 7.02	XI Content Package for SAP NetWeaver 7.0 - Business Intelligence
XI CONTENT SAP_BASIS 7.00	XI Content Package for SAP NetWeaver 7.0
XI CONTENT SRM SERVER 5.5	XI Content Package for SAP SRM - Server

In addition to the content instances, the following software product instances are required (see [Section 5 - Software Components Overview](#)):

**Table 39: Software Product Instances Required by the End-User Service Delivery Key Functional Area**

Component Name and Version	Description
SAP cProject Suite	SAP CProject Suite
SAP ECC Server	SAP ERP Central Component
SAP E-Recruiting	SAP E-Recruiting
SAP NW - Adobe Docu. Service	SAP NW - Adobe Document Services
SAP NW - Business Intelli. UDI	SAP NetWeaver 7.0 usage type Business Intelligence UDI
SAP NW - Business Intelligence	SAP NetWeaver 7.0 usage type Business Intelligence
SAP NW - Content Server	SAP NetWeaver 7.0 Stand-Alone Engine Content Server
SAP NW - EP Core	now SAP NW EP Core (SAP NetWeaver usage type EP Core)
SAP NW - Process Integration	SAP NetWeaver 7.0 usage type Process Integration
SAP NW - Search and Classification	SAP NetWeaver 7.0 Stand-Alone Engine Search and Classification (TREX)
SAP SEM	SAP Strategic Enterprise Management
SAP SRM - Catalog Content Mgmt	SAP SRM Catalog Content Management
SAP SRM - Server	SAP SRM in SAP ERP
SAP XSS (Self Services)	SAP Self Service Product Instance

Due to possible dependencies with other role-based Work Centers and processes, you may need to implement additional software product instances and business packages. On the other hand, if you choose to implement selected role-based Work Centers or processes only, certain software components shown in the above tables may not be required.



This Master Guide provides just one way to implement each business scenario or process. For more information about other ways to implement

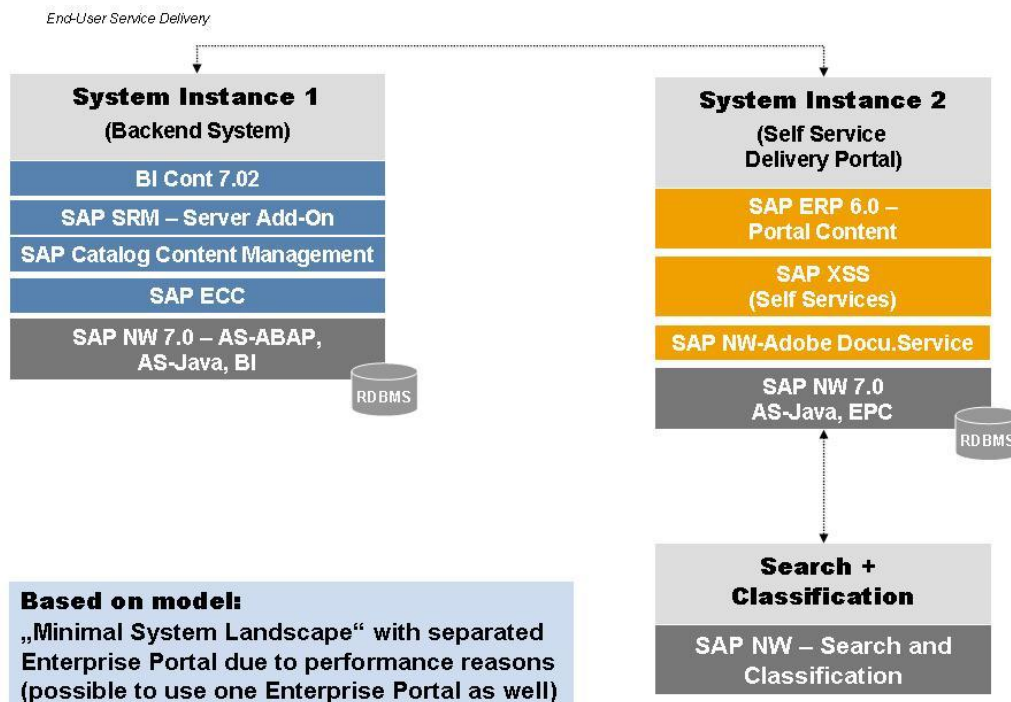
business scenarios or processes, see SAP Service Marketplace at <http://service.sap.com/sc1> → *Scenario & Process Component List*. The Scenario & Process Component List helps you to find realization alternatives for SAP applications, business scenarios, and processes. It shows you which application components you need, to realize a business scenario or process.

Alternatively, install the Software Lifecycle Manager (SLM), described in [Section 2.1.4 - Software Lifecycle Manager](#).

For more information, see SAP Note [824757](#) (*Dependencies between SAP ERP component lists*). You also find more information about dependencies among processes.

### 4.1.2.2 System Landscape

Based on the *Minimal System Landscape* mode, the following figure shows an example of a full-fledged system landscape for the key functional area End-User Service Delivery consisting of the software product instances and software components shown in the previous section.



**Figure 11: System Landscape for the End-User Service Delivery Key Functional Area**

In SAP ERP 6.0, for Self-Services as part of the End-User Service Delivery key functional area, the following guidelines apply:

- You can run a system landscape that has all components installed on one system instance (all-in-one-deployment). It is necessary that you install the Business Packages (product instance *Portal Content*) on the same system instance than the XSS components {product instance SAP XSS (Self Services)}.



- For different reasons you may need to install an additional system instance of product instance SAP NW - EP Core on a separate system instance (federated portal concept installation). For more information about the federated portal concept, see SAP Service Marketplace at <http://service.sap.com/instguidesNW70> → *Master Guide - SAP NetWeaver 7.0*.



- You additionally need a dedicated system for SAP Solution Manager. And you must install the related front-end components.
- You address performance issues by means of *cluster installations*. For more information about the *Java Cluster Architecture* in the *Architecture Manual*, see the SAP Help Portal [help.sap.com](http://help.sap.com) → *Documentation* → *SAP NetWeaver*. You also find more information about dependencies among processes.

### 4.1.3 Implementation Sequence

The overall installation sequence in [Section 3.4 - Overall Installation Sequence](#) provides a complete overview of the deployment alternatives:

- Minimal System Landscape
- Extended System Landscape
- Extended System Landscape with Firewall
- Individual System Landscape

The specific implementation sequence for the key functional area End-User Service Delivery depends on the system landscape you choose and the processes you implement. If required, review the overall implementation sequence in [Section 3.4 - Overall Installation Sequence](#).

For more information about technical configuration or the configuration of business processes, see, SAP Service Marketplace at <http://service.sap.com/solutionmanager>:

- *Component Installation Guides and the Configuration Documentation*
- [Section 2.1.5 - SAP Solution Manager](#) and [Section 1.3 - The Main SAP Documentation Types](#).



- In addition to installing product instance SAP NW - EP Core you also need to install the required Business Packages, which are sometimes called *Portal Content*.
- The SAP ERP DVD includes the Business Packages that support the key functional area *End-User Service Delivery*. You deploy these packages from there.
- For more information about downloading, see SAP Service Marketplace at <http://service.sap.com/swdc> → *Download* → *Installations and Upgrades* → *Entry by Application Group* → *SAP Application Components* → *SAP ERP*.
- For more information about Business Packages, see [Section 5.3.1 - SAP ERP Business Packages](#) and SAP Service Marketplace at <http://service.sap.com/ep-content>.

## 4.2 Analytics

The key functional area Analytics supports various analytics tasks such as strategic enterprise management, financial analytics, operations analytics, or workforce analytics. It assists you in adapting your business operations to the results from business analytics, thus improving the decision making process. At the same time, Analytics helps you optimize business processes across functions to improve overall business performance.

### 4.2.1 Processes in Detail

#### Overview

Analytics consists of various processes. As with role-based Work Centers, we translate and localize processes according to a given standard (see [Section 2.3 - Globalization](#)). However, processes or role-based Work Centers exist, which deviate from this standard. Either this holds with respect to their language availability or with respect to their country availability.

With each enhancement package, SAP might add or remove role-based Work Centers or processes from the SAP ERP structure. We thus update this structure of SAP ERP from time to time.

It is possible that processes and role-based Work Centers depend on each other. In these cases, you require more than one process/ role-based Work Center to be able to use a certain product feature.

#### SAP Best Practices for Business Intelligence

SAP Best Practices for Business Intelligence helps new and established SAP customers extend their business application with best-in-class BW scenarios. They enable quick and cost-effective implementation of SAP Business Suite applications, while reducing implementation risk and support for selected processes by means of prebuild content.

Using SAP Best Practices for Business Intelligence, you can substantially simplify the implementation process. And you can set up a prototype system within few days. The prototype system is an excellent starting point for safely creating a business blueprint and realizing an enterprise-specific application. The flexible design of SAP Best Practices for Business Intelligence allows reuse of the predefined business content in the implementation project of the enterprise.

Everything you need to take advantage of the SAP Best Practices business content is included in the SAP Best Practices for Business Intelligence documentation CD. You order this CD from the Knowledge Shop for SAP customers and partners.

#### Documentation References

For more information, see the following additional documentation:

- We document the generic business processes or the Role-Based Work Centers of SAP ERP in *List of Processes and Role-Based Work Centers SAP ERP EHP <Number of enhancement package>*. You find it in the following path in SAP Service Marketplace <http://service.sap.com/erp-ehp> - > *Media Library - SAP enhancement packages* -> *Category Enhancement Packages - General*. We document the translation and localization status in the SAP Service Marketplace <http://service.sap.com/notes> → SAP Note [883072](#) (Globalization information on SAP ERP).

- We describe limitations in SAP Note [852235](#) (Release Limitations for SAP ERP 6.0) in SAP Service Marketplace at <http://service.sap.com/notes>.
- Dependencies among processes and role-based Work Centers are described in SAP Service Marketplace at <http://service.sap.com/notes> -> SAP Note [824757](#) (Dependencies between SAP ERP component lists)
- For more information about SAP ERP Business Map, see SAP Service Marketplace at <http://service.sap.com/businessmaps> -> *Cross-Industry Maps* -> *Enterprise Resource Planning (ERP)*. For more information about SAP Best Practices, see SAP Service Marketplace at <http://service.sap.com/bestpractices>.
- For more information about SAP Best Practices for Business Intelligence, see SAP Help Portal at <http://help.sap.com>.

## 4.2.2 Technical System Landscape

This section lists the software product instances and business packages required to implement the complete key functional area including all business processes or roles based work centers. Each product instance consists of different software components. For more information, see [Section 5.1 - Application Components](#).

### 4.2.2.1 Product Instances

The installation of all processes of the key functional area Analytics requires the content instances (see [Section 5.3 - Content Instances](#)) shown in the following table:

**Table 40: Content Instances Required by the Analytics Key Functional Area**

Component Name and Version	Business Package Name
BI CONT 7.02	SAP NetWeaver Business Intelligence Content Package
BP ERP05 MSS 1.0	Business Package for Manager Self-Service
BP SALES ANALYSIS 60.1	Business Package Sales Analysis

In addition to the content instances, the following software product instances are required (see [Section 5 - Software Components Overview](#)):

**Table 41: Software Product Instances Required by the Analytics Key Functional Area**

Component Name and Version	Content of Component
SAP NW - Content Server	SAP NetWeaver 7.0 Stand-Alone Engine Content Server
SAP NW - EP Core	EP Core (SAP NetWeaver usage type EP Core)
SAP SEM	SAP Strategic Enterprise Management
SAP ECC Server	SAP ERP Central Component
SAP XSS (Self Services)	SAP Self Service Product Instance
SAP NW - Business Intelligence	SAP NetWeaver 7.0 usage type -Business Intelligence

Due to possible dependencies with other role-based Work Centers and processes, you may need to implement additional software product instances and business packages. On the other hand, if you choose to implement selected role-based Work Centers or processes only, certain software components shown in the above tables may not be required.



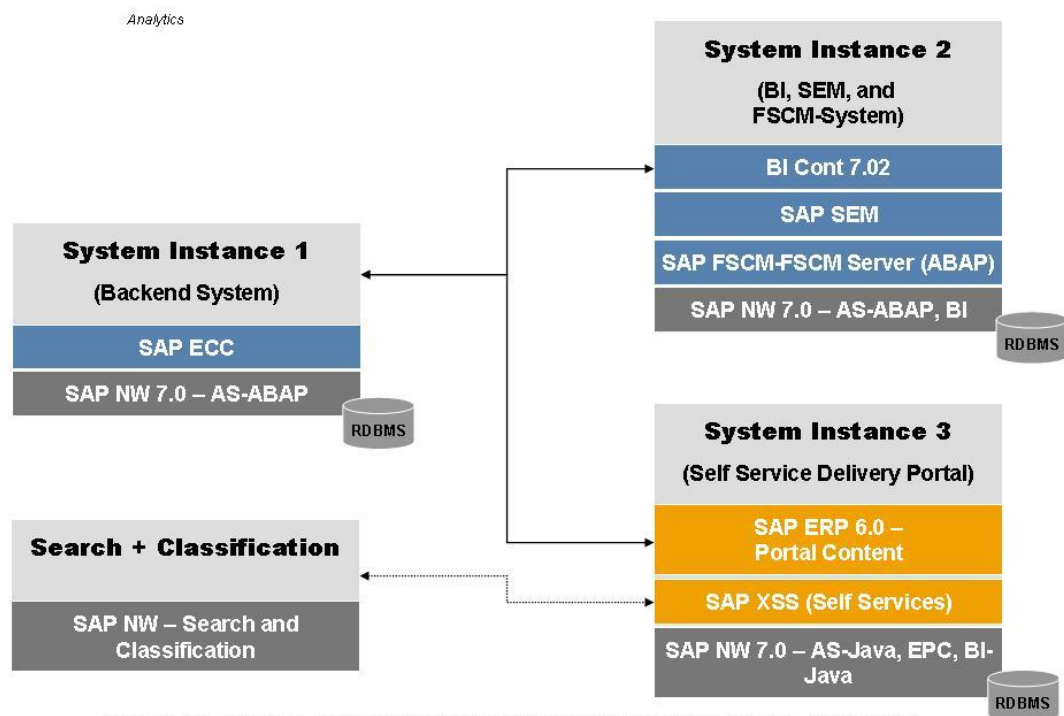
This Master Guide provides just one way to implement each business scenario or process. For other ways to implement business scenarios, or processes, see SAP Service Marketplace at <http://service.sap.com/sc1> → *Scenario & Process Component List*. The Scenario & Process Component List helps you to find realization alternatives for SAP applications, business scenarios, and processes. It shows you which application components you need, to realize a business scenario or process.

Alternatively, install the Software Lifecycle Manager (SLM), described in [Section 2.1.4 - Software Lifecycle Manager](#).

For more information, see SAP Note [824757](#) (*Dependencies between SAP ERP component lists*). You also find more information about dependencies among processes.

### 4.2.2.2 System Landscape

Based on the *Minimal System Landscape* model (see [Section 3.2.1 - Minimal System Landscape](#)), the following figure shows an example of a full-fledged system landscape for the key functional area Analytics of SAP ERP 6.0:



**Figure 12: System Landscape for the Analytics Key Capability**

We do not recommend that you install all components on one host. Rather, distribute the components among several hosts. Several possibilities are available to distribute the components. The above figure provides just one example. The distribution depends on many factors, such as sizing, security, available hardware, and so on. In practice, any distribution of components among hosts is possible. The options range from the minimal system landscape described in [Section 3.2.1 - Minimal System Landscape](#) to the maximum distributed landscape in [Section 3.2.4 - Individual System Landscape](#), where every component runs on its own host or even on multiple hosts.



In addition, you need a dedicated system for SAP Solution Manager and you need to install the related front-end components.

SAP NetWeaver Business Intelligence (Product instance SAP NW - Business Intelligence) is an integral part of the SAP NetWeaver 7.0 usage type Business Intelligence (see [Section 2.1.2.1 - Systems with usage types](#)) and is not installed explicitly. To deploy an SAP NetWeaver System as an SAP NetWeaver Business Intelligence system, install and activate the BI Content Add-On. You install the functions with the SAINT installation tool.



For more information about the Stack Strategy of SAP, see SAP Service Marketplace at <http://service.sap.com/sp-stacks> → SAP ERP 6.0.

## 4.2.3 Implementation Sequence

The overall installation sequence in [Section 3.4 - Overall Installation Sequence](#) provides a complete overview of the deployment alternatives:

- Minimal System Landscape
- Extended System Landscape
- Extended System Landscape with Firewall
- Individual System Landscape

The specific implementation sequence for the key functional area depends on the system landscape you choose and the processes you implement. If required, see the overall implementation sequence in [Section 3.4 - Overall Installation Sequence](#).

For more information about technical configuration or the configuration of business processes, see SAP Service Marketplace at <http://service.sap.com/solutionmanager>:

- *Component Installation Guides and the Configuration Documentation*
- [Section 2.1.5 - SAP Solution Manager](#) and [Section 1.3 - The Main SAP Documentation Types](#)



- In addition to installing product instance SAP NW - EP Core, you also need to install the required Business Packages (*Portal Content*).
- The Business Packages that support the key functional area Analytics are included on the SAP ERP DVD. You deploy them from there.
- For information about downloading, see SAP Service Marketplace at <http://service.sap.com/swdc> → Download → Installations

and Upgrades → Entry by Application Group → SAP Application Components → SAP ERP.

- For more information about Business Packages, see [Section 5.3.1 - SAP ERP Business Packages](#) and SAP Service Marketplace at <http://service.sap.com/ep-content>.

## 4.3 Financials

SAP ERP Financials provides a complete financial management and accounting application for a broad range of industries. The application enables your enterprise to optimize its financial supply chain and improve internal control processes for effective corporate governance.

With SAP ERP Financials, your enterprise can realize secure and transparent accounting, improve its analytical capability and proactively manage business performance, profit and growth.

SAP ERP Financials enables superior control and integration of the financial and business information essential to strategic and operational decision making. It improves management of internal controls, simplifies financial analysis, and enables adaptive business processes. With SAP ERP Financials, you can transform finance from an administrative function into a value-focused and strategic business process in its own right.

### 4.3.1 Processes in Detail

#### Overview

Financials consists of various role-based Work Centers. As with role-based Work Centers, SAP translates and localizes processes according to a given standard (see [Section 2.3 - Globalization](#)). However, processes or role-based Work Centers exist, which deviate from this standard, either with respect to their language availability or with respect to their country availability.

With each enhancement package, SAP might add or remove role-based Work Centers or processes from the SAP ERP structure. We thus update this structure of SAP ERP from time to time.

It is possible that processes and role-based Work Centers depend on each other. In these cases, you require more than one process/ role-based Work Center to be able to use a certain product feature.

#### Documentation References

For more information, see the following additional documentation:

- We document the generic business processes or the Role-Based Work Centers of SAP ERP in *List of Processes and Role-Based Work Centers SAP ERP EHP <Number of enhancement package>*. You find it in the following path in SAP Service Marketplace <http://service.sap.com/erp-ehp> - > *Media Library - SAP enhancement packages -> Category Enhancement Packages - General*. SAP Note [883072](#) (Globalization information on SAP ERP) documents the localization and translation status. For more information, see SAP Service Marketplace <http://service.sap.com/notes>.
- We describe limitations in SAP Service Marketplace at <http://service.sap.com/notes> → SAP Note [852235](#) (Release Limitations for SAP ERP 6.0).

- Dependencies among processes and role-based Work Centers are described in SAP Service Marketplace at <http://service.sap.com/notes> -> SAP Note [824757](#) (Dependencies between SAP ERP component lists)
- For more information about SAP ERP Business Map, see SAP Service Marketplace at <http://service.sap.com/businessmaps> -> *Cross-Industry Maps* -> *Enterprise Resource Planning (ERP)*.



- You use the following processes with different SAP ERP – related SAP Industry Solutions. To implement them, a system instance with product instance SAP CRM 5.0 – SAP CRM Server is required, which is not part of SAP ERP 6.0, and which requires a separate license:
  - Managing Collections in Interaction Center
  - Managing Deferrals and Installment Plans
  - Managing Disputes in Interaction Center
  - Managing Financial Inquiries in Interaction Center
  - Managing Payment Data
  - Managing Processing Locks
- The process Processing Outbound Payments Using Bank Relationship can optionally be implemented with product instance SAP NW Process Integration and the SAP Integration Package for SWIFT. The latter package is not part of SAP ERP 6.0, and requires a separate license.
- For more information about these processes, see SAP Service Marketplace at <http://service.sap.com/sc1> → *Scenario and Process Component List* and select for the relevant SAP Industry Solution.

## 4.3.2 Technical System Landscape

This section lists the software product instances and business packages that are required to implement the complete key functional area including all business processes or roles based work centers. Each product instance consists of different software components. For more information, see [Section 5.1 - Application Components](#).

### 4.3.2.1 Product Instances

The installation of all processes of the key functional area Financials requires the content instances ([see Section 5.3.2.4 Instance XI Content](#)) shown in the following table:

**Table 42: Content Instances Required by the Financials Key Functional Area**

Component Name and Version	Business Package Name
BI CONT 7.02	SAP NetWeaver Business Intelligence Content Package
BP CREDIT MANAGEMENT 60.1	Business Package Credit Management
BP ERP05 BUS UN ANALYST 20 1.0	Business Package for Analytics
BP ERP05 MSS 1.0	Business Package for Manager Self-Service
ELSTER 2.0	Add-On Package (German) Elster (German specific)



Component Name and Version	Business Package Name
XI CONTENT ELSTER 2.0	SAP NetWeaver 7.0 - XI Content Package (German) Elster Functions
XI CONTENT FI-CA 600	SAP NetWeaver 7.0 - XI Content Package CA 600
XI CONTENT FINBASIS 600	SAP NetWeaver 7.0 - XI Content Package SAP FSCM 6.0-FSCM Server (ABAP)
XI CONTENT EA-FINSERV 600	SAP NetWeaver 7.0 - XI Content Package Financial Services 600
XI CONTENT FI-CAX	SAP NetWeaver 7.0 - XI Content Package FI-CAX: Extended FI-CA

In addition to the content instances, the following software product instances are required (see [Section 5 - Software Components Overview](#)):

**Table 43: Software product instances for the Financials Key Functional Area**

Component Name and Version	Content of Component
SAP cProject Suite	SAP cProject Suite
SAP Easy Document Management	SAP Easy Document Management
SAP ECC Server	SAP ERP Central Component
SAP FSCM - Biller Direct	SAP FSCM Biller Direct
SAP FSCM - FSCM Server (ABAP)	SAP FSCM 6.0-FSCM Server (ABAP)
SAP NW - Business Intelligence	SAP NetWeaver 7.0 usage type Business Intelligence
SAP NW - Content Server	SAP NetWeaver 7.0 Stand-Alone Engine Content Server
SAP NW - EP Core	EP Core (SAP NetWeaver usage type EP Core)
SAP NW - Process Integration	SAP NetWeaver 7.0 usage type Process Integration
SAP NW - Search and Classification	SAP NetWeaver 7.0 Stand-Alone Engine Search and Classification (TREX)
SAP NW- Adapter Eng J2EE PI/XI	SAP NetWeaver 7.0 Adapter Engine J2EE PI/XI
SAP SEM	SAP Strategic Enterprise Management
SAP Workforce Management	SAP Workforce Management and Deployment
SAP XECO	SAP Extended E-Selling Components
SAP XSS (Self Services)	SAP Self Service Product Instance
SAP IS-T 472-SAP IS-T	SAP Industry Solution IS-T
SAP IS-U/CCS 472-SAP IS-U/CCS	SAP Industry Solution IS-U/CCS

Due to possible dependencies with other role-based Work Centers and processes, you may need to implement additional software product instances and business packages. On the other hand, if you choose to implement selected roles based work centers or processes only, certain software components shown in the above tables may not be required.



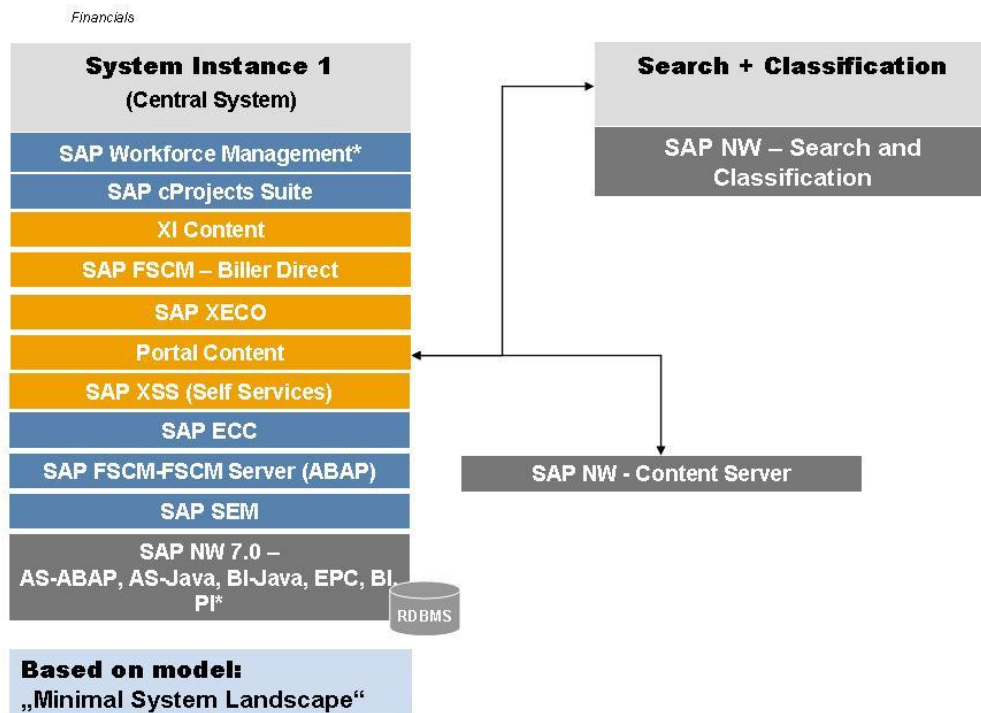
This Master Guide provides just one way to implement each business scenario or process. For more information about other ways to implement business scenarios, or processes, see SAP Service Marketplace at <http://service.sap.com/sc1> → *Scenario & Process Component List*. The Scenario & Process Component List helps you to find realization alternatives for SAP applications, business scenarios, and processes. It shows you which application components you need, to realize a business scenario or process.

Alternatively, install the Software Lifecycle Manager (SLM), described in [Section 2.1.4 - Software Lifecycle Manager](#).

For more information, see SAP Service Marketplace at <http://service.sap.com/notes> → SAP Note [824757](#) (*Dependencies between SAP ERP component lists*). You also find more information about dependencies among processes.

### 4.3.2.2 System Landscape

The following figure shows an example of a full-fledged system landscape for the key functional area Financials of SAP ERP 6.0, consisting of the software product instances and software components shown in the previous section.



**Figure 13: System Landscape for the Financials Key Functional Area**

It is possible to install all components on one host or to distribute them among several hosts. Several possibilities are available to distribute the components. The above figure provides

just one example. The distribution depends on many factors, such as sizing, security, available hardware, and so on. In practice, any distribution of components among hosts is possible. The options range from the minimal system landscape described in [Section 3.2.1 - Minimal System Landscape](#) to the maximum distributed landscape in [Section 3.2.4 Individual System Landscape](#). In the latter system landscape every component runs on its own host or even on multiple hosts.

You always install a database together with the stand-alone SAP J2EE 6.40 (SAP NetWeaver Application Server 6.40.) Product instance SAP FSCM Biller Direct does not require a database, as it has no persistent data. Depending on your specific requirements, you may install product instance SAP FSCM Biller Direct on the SAP NetWeaver 7.0 usage type AS Java of the SAP ECC system (product instance SAP ECC Server). Choose this option if you only plan to deploy FSCM Biller Direct.



You need an installation of product instance SAP XECO for all processes that require product instance SAP FSCM - Biller Direct.

SAP NetWeaver Business Intelligence is an integral part of the SAP NetWeaver 7.0 usage type BI (product instance SAP NW - Business Intelligence). You do not need to install it explicitly. To deploy an SAP NetWeaver system as a Business Information Warehouse system, it is sufficient to install and activate the BI Content Add-On. You perform this activity with the SAINT tool. See [Section 2.1.2 - SAP NetWeaver 7.0 Installable Software Units and usage types](#).



You additionally need a dedicated system for SAP Solution Manager and you need to install the related front-end components.

### 4.3.3 Implementation Sequence

The overall installation sequence in [Section 3.4 - Overall Installation Sequence](#) provides a complete overview of the deployment alternatives:

- Minimal System Landscape
- Extended System Landscape
- Extended System Landscape with Firewall
- Individual System Landscape

The specific implementation sequence for the key functional area Financials depends on the system landscape you choose and the processes you implement. If required, see the overall implementation in [Section 3.4 - Overall Installation Sequence](#).

For more information about technical configuration or the configuration of business processes see, SAP Service Marketplace at <http://service.sap.com/solutionmanager>:

- *Component Installation Guides and the Configuration Documentation*
- [Section 2.1.5 - SAP Solution Manager](#) and [Section 1.3 - The Main SAP Documentation Types](#)

## 4.4 Human Capital Management

To compete effectively, you must align all corporate resources, including employees, with business objectives. You must transform traditional HR functions into a comprehensive program for Human Capital Management (HCM).

With SAP ERP Human Capital Management (SAP ERP HCM), you can maximize the value of your employees and align employee skills, activities, and incentives with business objectives and strategies. SAP ERP HCM also provides the tools to manage, measure, and reward individuals and team contributions.

Designed for global businesses, SAP ERP HCM supports payroll functions, regulatory requirements, and best practices for more than 50 countries. The solution integrates with existing business systems to meet your requirements.

For more information about the key capabilities and business processes in the SAP ERP Business Map, see SAP Service Marketplace at <http://service.sap.com/businessmaps> → *Cross-Industry Maps* → *Enterprise Resource Planning (ERP)*.

## 4.4.1 Processes in Detail

### Overview

Human Capital Management consists of various generic business processes. As with role-based Work Centers, SAP translates and localizes processes according to a given standard (see [Section 2.3 - Globalization](#)). However, processes or role-based Work Centers exist, which deviate from this standard, either with respect to their language availability or with respect to their country availability.

With each enhancement package, SAP might add or remove role-based Work Centers or processes from the SAP ERP structure. We thus update this structure of SAP ERP from time to time.

It is possible that processes and role-based Work Centers depend on each other. In these cases, you require more than one process/ role-based Work Center to be able to use a certain product feature.

### Documentation References

For more information, see the following additional documentation:

- We document the generic business processes or the Role-Based Work Centers of SAP ERP in *List of Processes and Role-Based Work Centers SAP ERP EHP <Number of enhancement package>*. You find it in the following path in SAP Service Marketplace <http://service.sap.com/erp-ehp> - > *Media Library - SAP enhancement packages* -> *Category Enhancement Packages - General*.
- SAP Note [883072](#) (Globalization information on SAP ERP) documents the localization and translation status. You find it in SAP Service Marketplace <http://service.sap.com/notes>.
- We describe limitations in SAP Service Marketplace at <http://service.sap.com/notes> → SAP Note 852235 (Release Limitations for SAP ERP 6.0).
- Dependencies among processes and role-based Work Centers are described in SAP Service Marketplace at <http://service.sap.com/notes> -> SAP Note 824757 (Dependencies between SAP ERP component lists)

- For more information about SAP ERP Business Map, see SAP Service Marketplace at <http://service.sap.com/businessmaps> -> Cross-Industry Maps -> Enterprise Resource Planning (ERP).

## 4.4.2 Technical System Landscape

This section lists the software product instances and business packages required to implement the complete key functional area including all business processes and role-based Work Centers. Each product instance consists of different software components. For more information, see [Section 5.1 - Application Components](#).

### 4.4.2.1 Product Instances

The installation of all processes of the key functional area Human Capital Management requires the content instances (see [Section 5.3 - Content Instances](#)) shown in the following table:

**Table 44: Content Instances Required by the Human Capital Management Key Functional Area**

Component Name and Version	Business Package Name
BI CONT 7.02	SAP NetWeaver 7.0 - BI Content Package
BP COMPENSATION SPECIAL. 60.2	Business Package for Compensation Specialist
BP ERP05 ESS 1.0	Business Package for Employee Self-Service
BP ERP05 HR ADMINISTRATOR 1.0	Business Package for the HR Administrator
BP ERP05 LEARNING 1.0	Business Package for the SAP Learning Solution
BP ERP05 MSS 1.0	Business Package for Manager Self-Service
BP HR QUERIES 50.2	Business Package for HR Analytics
ELSTER 2.0	Add-On Package (German) Elster (German specific). Part of Product Version SAP Integration for Elster.
XI CONTENT ELSTER 2.0	-XI Content Package (German) Elster Functions
XI CONTENT EA-HR 600	XI Content Package SAP ERP HCM – Add-On
XI CONTENT HR 600	XI Content Package SAP ERP HCM

In addition to the content instances, the following software product instances are required (see [Section 5 – Software Components Overview](#)):

**Table 45: Software product instances, which are required by the Human Capital Management Key Functional Area**

Component Name and Version	Content of Component
SAP ECC Server	SAP ERP Central Component
SAP E-Recruiting	SAP E-Recruiting
SAP Learning Sol-Client (Auth)	SAP Learning Solution – Client (Author)

Component Name and Version	Content of Component
SAP Learning Sol-Client (Lern)	SAP Learning Solution – Client (Learner)
SAP Learning Sol-Front-end ABAP	SAP Learning Solution – Front-end Components (ABAP)
SAP Learning Sol-Front-end CP	SAP Learning Solution – Front-end Components (CP)
SAP NW – Adobe Docu.Service	SAP NetWeaver 7.0 – Adobe document services
SAP NW – Business Intelligence	SAP NetWeaver 7.0 usage type Business Intelligence
SAP NW – EP Core	EP Core (SAP NetWeaver usage type EP Core)
SAP NW – Mobile Infrastructure Client	SAP NetWeaver 7.0 usage type Mobile – Client Component
SAP NW – Mobile Infrastructure	SAP NetWeaver 7.0 usage type Mobile
SAP NW – Process Integration	SAP NetWeaver 7.0 usage type Process Integration
SAP NW – Search and Classification	SAP NetWeaver 7.0 Stand-Alone Engine Search and Classification (TREX)
SAP Integration for Elster	SAP NetWeaver 7.0 J2EE Adapter Engine (PI/XI), and Elster 2.0
SAP SEM	SAP Strategic Enterprise Management
SAP XSS (Self Services)	SAP Self Service Product Instance

Due to possible dependencies with other role-based Work Centers and processes, you may need to implement additional software product instances and business packages. On the other hand, if you choose to implement selected role-based Work Centers or processes only, certain software components shown in the above tables may not be required.



This Master Guide provides just one way to implement each business scenario or process. For more information about other ways to implement business scenarios, or processes, see SAP Service Marketplace at <http://service.sap.com/sc1> → *Scenario & Process Component List*. The Scenario & Process Component List helps you to find realization alternatives for SAP applications, business scenarios, and processes. It shows you which application components you need to realize a business scenario or process.

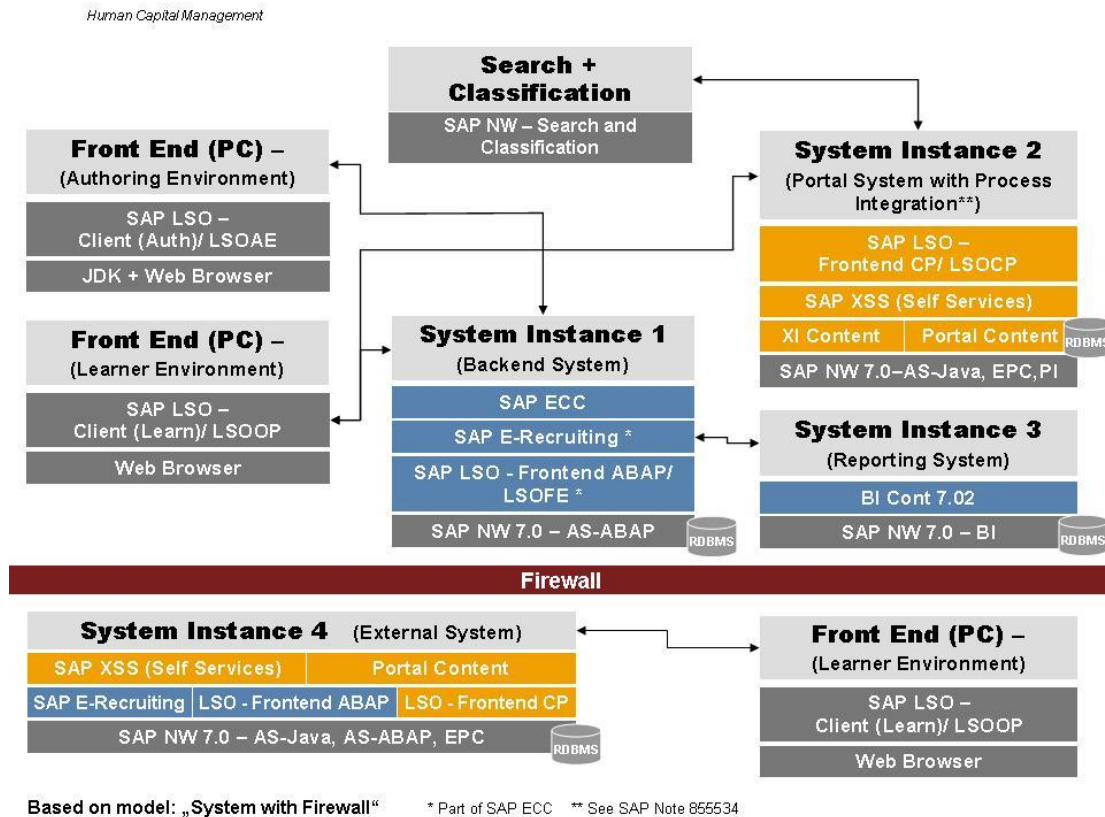
Alternatively, install the Software Lifecycle Manager (SLM), described in [Section 2.1.4 - Software Lifecycle Manager](#).

For more information, see SAP Note [824757](#) (*Dependencies between SAP ERP component lists*). You also find more information about dependencies among processes.

## 4.4.2.2 System Landscape



The following figure shows an example of a full-fledged system landscape for the key functional area Human Capital Management of SAP ERP 6.0, consisting of the software product instances and software components shown in the previous section.



**Figure 14: System Landscape for the Key Functional Area Human Capital Management**

We do not recommend you to install all components on one host. Rather, you should distribute the components among several hosts. Several possibilities are available to distribute the components.

The above figure provides just one example. The distribution depends on many factors, such as sizing, security, available hardware, and so on. In practice, any distribution of components among hosts is possible. The options range from the minimal system landscape described in [Section 3.2.1 - Minimal System Landscape](#) to the maximum distributed landscape in [Section 3.2.4 - Individual System Landscape](#). In the latter option every component runs on its own host or even on multiple hosts.

For the example shown above, we have installed the Business Package in the system with the software product instance SAP XSS (Self Services) and the SAP NetWeaver usage type EP Core.

For different reasons you may need to install an additional system instance of product instance – SAP NW - EP Core ( SAP NetWeaver usage type EP Core) on a separate system instance. Or you use separate systems with – SAP NW - EP Core (SAP NetWeaver usage type EP Core) and SAP XSS (Self Services). In these cases, you also need to implement the federated portal concept. For more information about the federated portal concept, see SAP Service Marketplace at <http://service.sap.com/instguidesNW70> → *Master Guide - SAP NetWeaver 7.0*.



You additionally need a dedicated system for SAP Solution Manager and you need to install the related front-end components.



## 4.4.3 Implementation Sequence

The overall installation sequence in [Section 3.4 - Overall Installation Sequence](#) provides a complete overview of the deployment alternatives:

- Minimal System Landscape
- Extended System Landscape
- Extended System Landscape with Firewall
- Individual System Landscape

The specific implementation sequence for the key functional area Human Capital Management depends on the system landscape you choose and the processes you implement. If required, review the overall implementation sequence in [Section 3.4 - Overall Installation Sequence](#).

For more information about technical configuration or the configuration of business processes, see SAP Service Marketplace at

<http://service.sap.com/solutionmanager>:

- *Component Installation Guides and the Configuration Documentation*
- [Section 2.1.5 - SAP Solution Manager](#) and [Section 1.3 - The Main SAP Documentation Types](#)



- In addition to installing product instance SAP NW - EP Core you also need to install the required Business Packages, which are sometimes called *Portal Content*.
- The Business Packages that support the key functional area Human Capital Management are included on the SAP ERP DVD. You can deploy them from there.
- For information about downloading, see SAP Service Marketplace at <http://service.sap.com/swdc> → *Download* → *Installations and Upgrades* → *Entry by Application Group* → *SAP Application Components* → *SAP ERP*.
- For more information about Business Packages, see [Section 5.3.1 - SAP ERP Business Packages](#) and SAP Service Marketplace at <http://service.sap.com/ep-content>.

## 4.5 Procurement and Logistics Execution

Using *Procurement and Logistics Execution* in SAP ERP, your enterprise can use the appropriate procurement method for every type of good or service, which you intend to procure. The methods range from employee self-service activities to sophisticated plan-driven approaches.

Logistics Execution supports processes for Inventory Management and Warehouse Management, as well as for Transport Execution.

### 4.5.1 Processes in Detail

#### Overview

Procurement and Logistics Execution consists of various generic business processes. As with role-based Work Centers, SAP translates and localizes processes according to a given standard (see [Section 2.3 - Globalization](#)). However, processes or role-based Work Centers exist, which deviate from this standard, either with respect to their language availability or with respect to their country availability.

With each enhancement package, SAP might add or remove role-based Work Centers or processes from the SAP ERP structure. We thus update this structure of SAP ERP from time to time.

It is possible that processes and role-based Work Centers depend on each other. In these cases, you require more than one process/ role-based Work Center to be able to use a certain product feature.

#### Documentation References

For more information, see the following additional documentation:

- We document the generic business processes or the Role-Based Work Centers of SAP ERP in *List of Processes and Role-Based Work Centers SAP ERP EHP <Number of enhancement package>*. You find it in the following path in SAP Service Marketplace <http://service.sap.com/erp-ehp> -> *Media Library - SAP enhancement packages* -> *Category Enhancement Packages - General*.
- SAP Note [883072](#) (Globalization information on SAP ERP) documents the localization and translation status. You find it in SAP Service Marketplace <http://service.sap.com/notes>.
- We describe limitations in SAP Service Marketplace at <http://service.sap.com/notes> → SAP Note [852235](#) (Release Limitations for SAP ERP 6.0).
- Dependencies among processes and role-based Work Centers are described in SAP Service Marketplace at <http://service.sap.com/notes> -> SAP Note [824757](#) (Dependencies between SAP ERP component lists)
- For more information about SAP ERP Business Map, see SAP Service Marketplace at <http://service.sap.com/businessmaps> -> *Cross-Industry Maps* -> *Enterprise Resource Planning (ERP)*.

## 4.5.2 Technical System Landscape

This section lists the software product instances and business packages required to implement the complete key functional area Procurement and Logistics Execution including all business processes or role-based Work Centers. Each product instance consists of different software components. For more information, see [Section 5.1 - Application Components](#).

### 4.5.2.1 Product Instances

The installation of all processes of the key functional area Procurement and Logistics Execution requires the content instances (see [Section 5.3 - Content Instances](#)) shown in the following table:

**Table 46: Content Instances Required by the Procurement and Logistics Execution Key Functional Area**

Component Name and Version	Business Package Name
BI CONT 7.02	SAP NetWeaver Business Intelligence Content Package
BP ERP05 BUYER 1.0	Business Package Buyer
BP ERP05 INVOICING CLERK 1.0	Business Package Invoicing Clerk
BP ERP05 MSS 1.0	Business Package Manager Self-Service
BP ERP05 SUPPLIER 1.0	Business Package Supplier
BP SRM 5.0	Business Package Supplier Relationship Management
BP SUPPLIER COLLABORATION 2.0	Business Package Supplier Collaboration
XI CONTENT SRM SERVER 5.5	XI Content for product instance SAP SRM Server

In addition to the content instances, the following software product instances are required (see [Section 5 - Software Components Overview](#)):

**Table 47: Software product instances, which are required by the Procurement and Logistics Execution Key Functional Area**

Component Name and Version	Content of Component
SAP ECC Server	SAP ERP Central Component
SAP NW - Business Intelligence	SAP NetWeaver 7.0 usage type Business Intelligence
SAP NW - EP Core	EP Core (SAP NetWeaver usage type EP Core)
SAP NW - Process Integration	SAP NetWeaver 7.0 usage type Process Integration
SAP NW - Search and Classification	SAP NetWeaver 7.0 Stand-Alone Engine Search and Classification (TREX)
SAP SRM - Catalog Content Mgmt	SAP SRM Catalog Content Management
SAP SRM - Server	SAP SRM in SAP ERP
SAP XSS (Self Services)	SAP Self Service Product Instance

Component Name and Version	Content of Component
SAP GTS 7.0-SLL-LEG	Add-On Package EH&S

Due to possible dependencies with other role-based Work Centers and processes, you may need to implement additional software product instances and business packages. On the other hand, if you choose to implement selected role-based Work Centers or processes only, certain software components shown in the above tables is required.



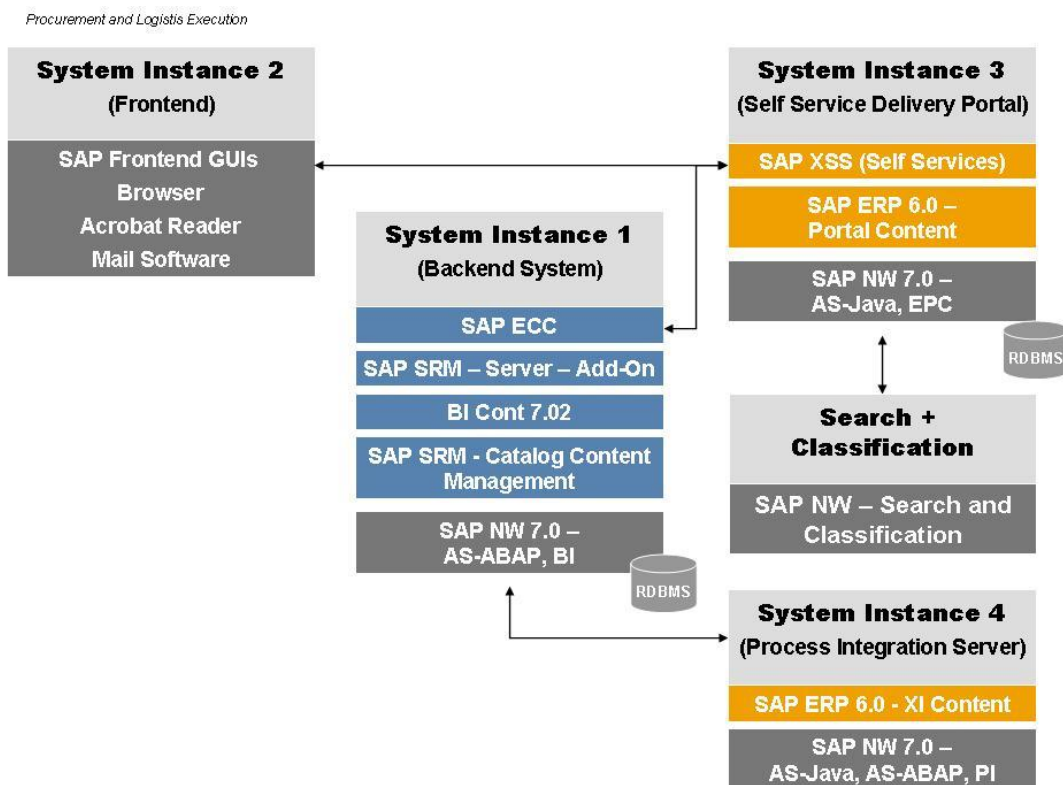
This Master Guide provides just one way to implement each business scenario or process. For more information about other ways to implement business scenarios, or processes, see SAP Service Marketplace at <http://service.sap.com/sc1> → *Scenario & Process Component List*. The Scenario & Process Component List helps you to find realization alternatives for SAP applications, business scenarios, and processes. It shows you which application components you need, to realize a business scenario or process.

Alternatively, install the Software Lifecycle Manager (SLM), described in [Section 2.1.4 - Software Lifecycle Manager](#).

For more information, see SAP Note [824757](#) (*Dependencies between SAP ERP component lists*). You can also find more information about dependencies among processes.

### 4.5.2.2 System Landscape

The following figure shows an example of a full-fledged system landscape for the key functional area Procurement and Logistics Execution of SAP ERP 6.0.



**Figure 15: System Landscape for the Key Functional Area Procurement and Logistics Execution**

We do not recommend that you install all components on one host. Rather, you should distribute the components among several hosts. Several possibilities are available to distribute the components. The above figure provides just one example. The distribution depends on many factors, such as sizing, security, available hardware, and so on. In practice, any distribution of components among hosts is possible. The options are ranging from the minimal system landscape described in [Section 3.2.1 - Minimal System Landscape](#) to the maximum distributed landscape in [Section 3.2.4 - Individual System Landscape](#). In the latter option, every component runs on its own host or even on multiple hosts.



You additionally need a dedicated system for SAP Solution Manager and you need to install the related front-end components.

### 4.5.3 Implementation Sequence

The overall installation sequence in [Section 3.4 - Overall Installation Sequence](#) provides a complete overview of the deployment alternatives:

- Minimal System Landscape
- Extended System Landscape
- Extended System Landscape with Firewall
- Individual System Landscape

The specific implementation sequence for the key functional area Procurement and Logistics Execution depends on the system landscape you choose and the processes you implement. If required, review the overall implementation sequence in [Section 3.4 - Overall Installation Sequence](#).

For more information about technical configuration or the configuration of business processes, see SAP Service Marketplace at

<http://service.sap.com/solutionmanager>:

- *Component Installation Guides and the Configuration Documentation*
- [Section 2.1.5 - SAP Solution Manager](#) and [Section 1.3 - The Main SAP Documentation Types](#)

## 4.6 Product Development and Manufacturing

The Product Development and Manufacturing key functional area helps you manage the entire life cycle of product-related Master Data, including product structures, routings and documents from invention to phase-out. By ensuring immediate access to the most recent data, Product Development and Manufacturing ensures that your production planning and execution activities proceed smoothly.

For more information about the key capabilities and business processes that comprise this key functional area in the SAP ERP Business Map, see SAP Service Marketplace at <http://service.sap.com/businessmaps> → *Cross-Industry Maps* → *Enterprise Resource Planning (ERP)*.

## 4.6.1 Processes in Detail

Product Development and Manufacturing consists of various generic business processes. As with role-based Work Centers, SAP translates and localizes processes according to a given standard (see [Section 2.3 - Globalization](#)). However, processes or role-based Work Centers exist, which deviate from this standard, either with respect to their language availability or with respect to their country availability.

With each enhancement package, SAP might add or remove role-based Work Centers or processes from the SAP ERP structure. We thus update this structure of SAP ERP from time to time.

It is possible that processes and role-based Work Centers depend on each other. In these cases, you require more than one process/ role-based Work Center to be able to use a certain product feature.

### Documentation References

For more information, see the following additional documentation:

- We document the generic business processes or the Role-Based Work Centers of SAP ERP in *List of Processes and Role-Based Work Centers SAP ERP EHP <Number of enhancement package>*. You find it in the following path in SAP Service Marketplace <http://service.sap.com/erp-ehp> -> *Media Library - SAP enhancement packages* -> *Category Enhancement Packages - General*.
- SAP Note [883072](#) (Globalization information on SAP ERP) documents the localization and translation status. You find it in SAP Service Marketplace <http://service.sap.com/notes>.
- We describe limitations in SAP Service Marketplace at <http://service.sap.com/notes> → SAP Note [852235](#) (Release Limitations for SAP ERP 6.0).
- Dependencies among processes and role-based Work Centers are described in SAP Service Marketplace at <http://service.sap.com/notes> -> SAP Note [824757](#) (Dependencies between SAP ERP component lists)
- For more information about SAP ERP Business Map, see SAP Service Marketplace at <http://service.sap.com/businessmaps> -> *Cross-Industry Maps* -> *Enterprise Resource Planning (ERP)*.

## 4.6.2 Technical System Landscape

This section lists the software product instances and business packages required to implement the complete key functional area Product Development and Manufacturing, including all business processes or role-based Work Centers. Each product instance consists of different software components. For more information, see [Section 5.1 - Application Components](#).

### 4.6.2.1 Product Instances

The installation of all processes of the key functional area Product Development and Manufacturing requires the content instances (see [Section 5.3 - Content Instances](#)) shown in the following table:

**Table 48: Content Instances Required by the Product Development and Manufacturing Key Functional Area**

Component Name and Version	Business Package Name
BI CONT 7.02	Content Package for SAP NetWeaver 7.0 - usage type Business Intelligence
BP ERP05 DEV COLLABORATION 1.0	Business Package Development Collaboration
BP ERP05 PLANT MGR 20 1.0	Business Package Plant Manager
BP ERP05 PROD SUPERVISOR 1.0	Business Package Production Supervisor
BP PRODUCTS 50.3	Business Package Products
BP PROJ., PORT. & DCOL. 4.0	Business Package cProjects
SAP FRONTEND EH&S EXPERT	Front-end Component for SAP EH+S
SAP FRONTEND EH&S WWI	Front-end Component for SAP EH+S

In addition to the content instances, the following software product instances are required (see [Section 5 - Software Components Overview](#)):

**Table 49: Software product instances for the Product Development and Manufacturing Key Functional Area**

Component Name and Version	Content of Component
SAP cProject Suite	SAP cProject Suite
SAP ECC Server	SAP ERP Central Component
SAP Front-end GUIs	Front-End Components SAP ERP
SAP NW - Business Intelligence	SAP NetWeaver 7.0 usage type Business Intelligence
SAP NW - Content Server	SAP NetWeaver 7.0 Stand-Alone Engine Content Server
SAP NW - Search and Classification	SAP NetWeaver 7.0 Stand-Alone Engine Search and Classification (TREX)
SAP NW - EP Core	EP Core (SAP NetWeaver usage type EP Core)
SAP NW - Mobile Infra. Client	SAP NetWeaver 7.0 usage type Mobile - Client Components (if using processes of SAP Mobile Applications)
SAP NW - Mobile Infrastructure	SAP NetWeaver 7.0 usage type Mobile (if using processes of SAP Mobile Applications)
SAP NW - Search and Classification	SAP NetWeaver 7.0 Stand-Alone Engine Search and Classification (TREX)
SAP XSS (Self Services)	SAP Self Service Product Instance

Due to possible dependencies with other role-based Work Centers and processes, you may need to implement additional software product instances and business packages. On the other hand, if you choose to implement selected role-based Work Centers or processes only, certain software components shown in the above tables is not required.





This Master Guide provides just one way to implement each business scenario or process. For more information about other ways to implement business scenarios or processes, see SAP Service Marketplace at <http://service.sap.com/sc1> → *Scenario & Process Component List*. The Scenario & Process Component List helps you to find realization alternatives for SAP applications, business scenarios, and processes. It shows you which application components you needed, to realize a business scenario or process.

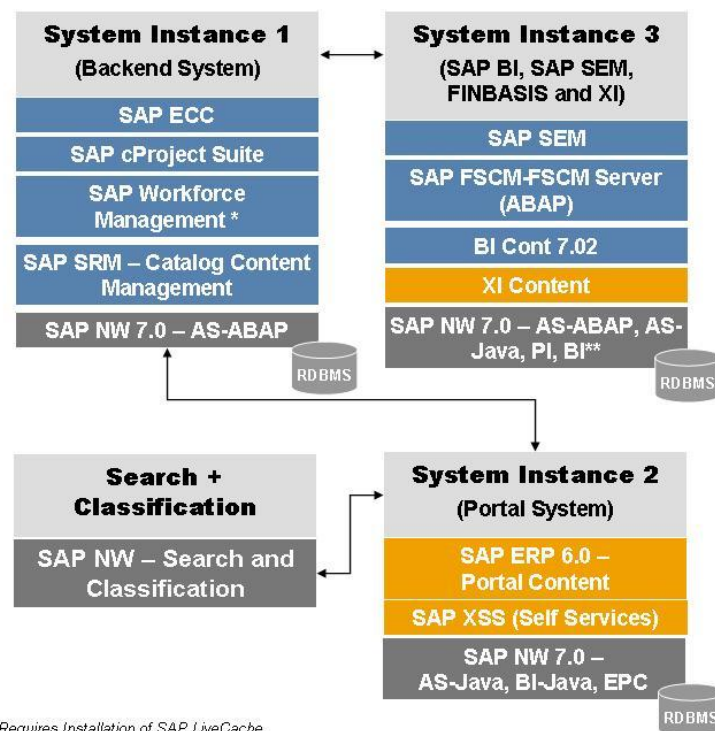
Alternatively, install the Software Lifecycle Manager (SLM), described in [Section 2.1.4 - Software Lifecycle Manager](#).

For more information, see SAP Note [824757](#) (*Dependencies between SAP ERP component lists*). You can also find more information about dependencies among processes.

### 4.6.2.2 System Landscape

The following figure shows an example of a full-fledged system landscape for the key functional area Product Development and Manufacturing of SAP ERP 6.0, consisting of the software product instances and software components shown in the previous section.

*Product Development and Manufacturing*



\* Requires Installation of SAP LiveCache

\*\* See SAP Service Marketplace at [service.sap.com/notes](http://service.sap.com/notes) → SAP Note 855534 (Embedded NetWeaver Components in ERP)

**Figure 16: System Landscape for the Key Functional Area Product Development and Manufacturing**

We do not recommend that you install all components on one host. Rather, you should distribute the components among several hosts. Several possibilities are available to distribute the components. The above figure provides just one example. The distribution depends on many factors, such as sizing, security, available hardware, and so on. In

practice, any distribution of components among hosts is possible. The options range from the minimal system landscape described in [Section 3.2.1 - Minimal System Landscape](#) to the maximum distributed landscape in [Section 3.2.4 Individual System Landscape](#). In the latter system landscape, every component runs on its own host or even on multiple hosts.



You additionally need a dedicated system for SAP Solution Manager and you need to install the related front-end components AS.

### 4.6.3 Implementation Sequence

The overall installation sequence in [Section 3.4 - Overall Installation Sequence](#) provides a complete overview of the deployment alternatives:

- Minimal System Landscape
- Extended System Landscape
- Extended System Landscape with Firewall
- Individual System Landscape

The specific implementation sequence for the key functional area Product Development and Manufacturing depends on the system landscape you choose, and the processes you implement. If required, see the overall implementation sequence in [Section 3.4 - Overall Installation Sequence](#).

For more information about technical configuration or the configuration of business processes, see SAP Service Marketplace at

<http://service.sap.com/solutionmanager>:

- *Component Installation Guides and the Configuration Documentation*
- [Section 2.1.5 - SAP Solution Manager](#) and [Section 1.3 - The Main SAP Documentation Types](#)



- In addition to installing product instance SAP NW - EP core, you also need to install the required Business Packages (*Portal Content*).
- The Business Packages that support the key functional area Product Development and Manufacturing are included on the SAP ERP DVD. You deploy them from there.
- For information about downloading the additional Business Packages, see SAP Service Marketplace at <http://service.sap.com/swdc> → Download → Installations and Upgrades → Entry by Application Group → SAP Application Components → SAP ERP → SAP ERP 6.0 → SAP Business Packages.
- For more information about Business Packages, see [Section 5.3.1 - SAP ERP Business Packages](#) and SAP Service Marketplace at <http://service.sap.com/ep-content>.

## 4.7 Sales and Service

Key functional area Sales and Service addresses the sales and customer-focused processes that your enterprise requires to sell products and provide subsequent services. Sales and Service enables your sales organization to manage the sales cycle smoothly. It also ensures that your service organization maintains customer satisfaction by monitoring service orders and other subsequent activities.

## 4.7.1 Processes in Detail

Sales and Service consists of various generic business processes. As with role-based Work Centers, SAP translates and localizes processes according to a given standard (see [Section 2.3 - Globalization](#)). However, processes or role-based Work Centers exist, which deviate from this standard, either with respect to their language availability or with respect to their country availability.

With each enhancement package, SAP might add or remove role-based Work Centers or processes from the SAP ERP structure. We thus update this structure of SAP ERP from time to time.

It is possible that processes and role-based Work Centers depend on each other. In these cases, you require more than one process/ role-based Work Center to be able to use a certain product feature.

### Documentation References

For more information, see the following additional documentation:

- We document the generic business processes or the Role-Based Work Centers of SAP ERP in *List of Processes and Role-Based Work Centers SAP ERP EHP <Number of enhancement package>*. You find it in the following path in SAP Service Marketplace <http://service.sap.com/erp-ehp> - > *Media Library - SAP enhancement packages* -> *Category Enhancement Packages - General*.
- SAP Note [883072](#) (Globalization information on SAP ERP) documents the localization and translation status. Form more information, see SAP Service Marketplace <http://service.sap.com/notes>.
- We describe limitations in SAP Service Marketplace at <http://service.sap.com/notes> → SAP Note [852235](#) (Release Limitations for SAP ERP 6.0).
- Dependencies among processes and role-based Work Centers are described in SAP Service Marketplace at <http://service.sap.com/notes> -> SAP Note [824757](#) (Dependencies between SAP ERP component lists)
- For more information about SAP ERP Business Map, see SAP Service Marketplace at <http://service.sap.com/businessmaps> -> *Cross-Industry Maps* -> *Enterprise Resource Planning (ERP)*.

## 4.7.2 Technical System Landscape

This section lists the software product instances and business packages required to implement the complete key functional area including all business processes or role-based Work Centers. Each product instance consists of different software components. For more information, see [Section 5.1 - Application Components](#).

### 4.7.2.1 Product Instances

The installation of all processes of the key functional area Sales and Service requires the content instances (see [Section 5.3 - Content Instances](#)) shown in the following table:

**Table 50: Content Instances Required by the Sales and Service Key Functional Area**

Component Name and Version	Business Package Name
BI CONT 7.02	SAP NetWeaver Business Intelligence Content Package
BP ERP05 SUPPLIER 1.0	Business Package Supplier

In addition to the content instances, the following software product instances are required (see [Section 5 - Software Components Overview](#)):

**Table 51: Software product instances for the Sales and Service Key Functional Area**

Component Name and Version	Content of Component
SAP Application Platform - IPC	SAP Internet Sales
SAP ECC Server	SAP ERP Central Component
SAP NW - Mobile Infra.Client	SAP NetWeaver 7.0 usage type Mobile - Client Components (if using processes of SAP Mobile Application)
SAP NW - Mobile Infrastructure	SAP NetWeaver 7.0 usage type (if using processes of SAP Mobile Application)
SAP NW - Process Integration	SAP NetWeaver 7.0 usage type Process Integration
SAP NW - Search and Classification	SAP NetWeaver 7.0 Stand-Alone Engine Search and Classification (TREX)
SAP XECO	Extended E-Selling Components
SAP XSS (Self Services)	SAP Self Service Product Instance
SAP GTS 7.0-SLL-LEG	Add-On Component for Global Trade Services
SAP SRM - Server	SAP SRM in SAP ERP
TEALEAF 4.5	Third-Party Component mainly for process <i>Web Analysis in ERP</i>

Due to possible dependencies with other role-based Work Centers and processes, you may need to implement additional software product instances and business packages. On the other hand, if you choose to implement selected role-based Work Centers or processes only, certain software components shown in the above tables is not required.



This Master Guide provides just one way to implement each business scenario or process. For more information, see other ways to implement business scenarios, or processes, see SAP Service Marketplace at <http://service.sap.com/sc1> → Scenario & Process Component List. The Scenario & Process Component List helps you to find realization alternatives for SAP applications, business scenarios, and processes. It shows you which application components you need to realize a business scenario or process.

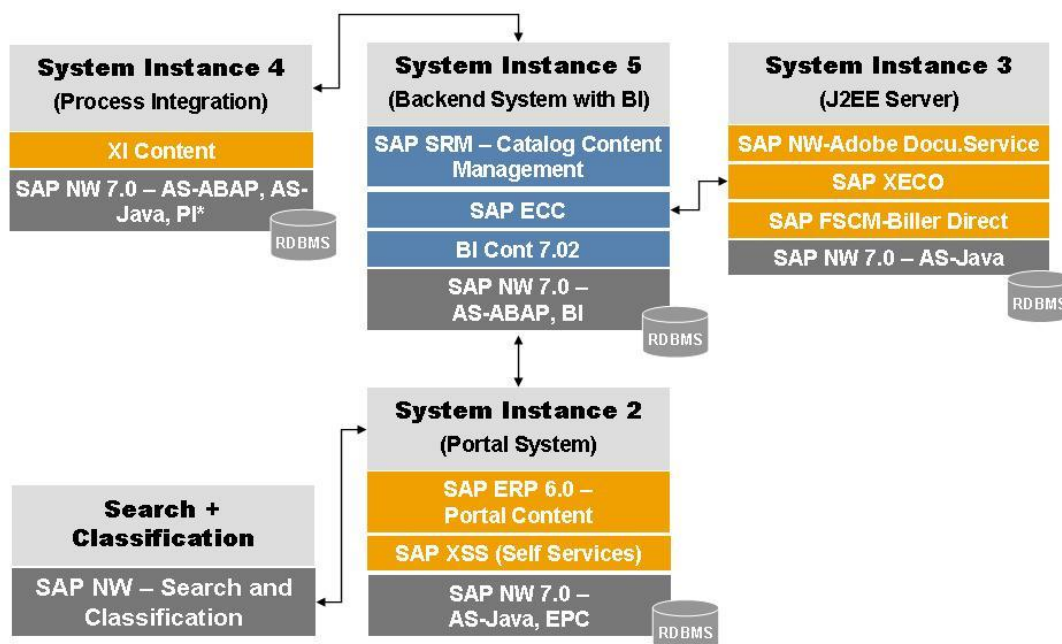
Alternatively, install the Software Lifecycle Manager (SLM), described in [Section 2.1.4 - Software Lifecycle Manager](#).

For more information, see SAP Note [824757](#) (*Dependencies between SAP ERP component lists*). You can also find more information on dependencies among processes.

### 4.7.2.2 System Landscape

The following figure shows an example of a full-fledged system landscape for the key functional area Sales and Service of SAP ERP 6.0, consisting of the software product instances and software components shown in the previous section.

Sales and Service



<sup>\*)</sup> See SAP Service Marketplace at [service.sap.com/notes](http://service.sap.com/notes) → SAP Note 855534 (Embedded NetWeaver Components in ERP)

**Figure 17: System Landscape for the Key Functional Area Sales and Services**

We do not recommend that you install all components on one host. Rather, you should distribute the components among several hosts. Several possibilities are available to distribute the components. The above figure provides just one example. The distribution depends on many factors, such as sizing, security, available hardware, and so on. In practice, any distribution of components among hosts is possible. The options range from the minimal system landscape described in [Section 3.2.1 - Minimal System Landscape](#) to the maximum distributed landscape in [Section 3.2.4 - Individual System Landscape](#). In the latter system landscape, every component runs on its own host or even on multiple hosts.



You additionally need a dedicated system for SAP Solution Manager and you need to install the related front-end components.

### 4.7.3 Implementation Sequence

The overall installation sequence in [Section 3.4 - Overall Installation Sequence](#) provides a complete overview of the deployment alternatives:

- Minimal System Landscape
- Extended System Landscape
- Extended System Landscape with Firewall
- Individual System Landscape

The specific implementation sequence for the key functional area Sales and Service depends on the system landscape you choose and the processes you implement. If required, review the overall implementation sequence in [Section 3.4 - Overall Installation Sequence](#).

For more information about technical configuration or the configuration of business processes, see SAP Service Marketplace at

<http://service.sap.com/solutionmanager>:

- *Component Installation Guides and the Configuration Documentation*
- [Section 2.1.5 - SAP Solution Manager](#) and [Section 1.3 - The Main SAP Documentation Types](#)



- In addition to installing product instance SAP NW - EP Core, you also need to install the required Business Packages (*Portal Content*).
- The Business Packages that support the key functional area Product Development and Manufacturing are included on the SAP ERP DVD. You deploy them from there.
- For more information about downloading, see SAP Service Marketplace at <http://service.sap.com/swdc> → *Download* → *Installations and Upgrades* → *Entry by Application Group* → *SAP Application Components* → *SAP ERP* → *SAP ERP 6.0* → *SAP Business Packages*.
- For more information about Business Packages, see [Section 5.3.1 - SAP ERP Business Packages](#) and SAP Service Marketplace at <http://service.sap.com/ep-content>.

## 4.8 Corporate Services

The key functional area *Corporate Services* supports all functions that directly affect core business processes or that relate to several areas. For example, the Quality Management relates to the processes *Manufacturing Execution* and *Outbound and Inbound Logistics*.

### 4.8.1 Processes in Detail

Corporate Services consists of various generic business processes. As with role-based Work Centers, SAP translates and localizes processes according to a given standard (see [Section 2.3 - Globalization](#)). However, processes or role-based Work Centers exist, which deviate from this standard, either with respect to their language availability or with respect to their country availability.

With each enhancement package, SAP might add or remove role-based Work Centers or processes from the SAP ERP structure. We thus update this structure of SAP ERP from time to time.

It is possible that processes and role-based Work Centers depend on each other. In these cases, you require more than one process/ role-based Work Center to be able to use a certain product feature.

### Documentation References



For more information, see the following additional documentation:

- We document the generic business processes or the Role-Based Work Centers of SAP ERP in *List of Processes and Role-Based Work Centers SAP ERP EHP <Number of enhancement package>*. You find it in the following path in SAP Service Marketplace <http://service.sap.com/erp-ehp> -> *Media Library - SAP enhancement packages* -> *Category Enhancement Packages - General*.
- SAP Note [883072](#) (Globalization information on SAP ERP) documents translation. For more information, see in the SAP Service Marketplace <http://service.sap.com/notes>.
- We describe limitations in SAP Service Marketplace at <http://service.sap.com/notes> → SAP Note [852235](#) (Release Limitations for SAP ERP 6.0).
- Dependencies among processes and role-based Work Centers are described in SAP Service Marketplace at <http://service.sap.com/notes> -> SAP Note [824757](#) (Dependencies between SAP ERP component lists)
- For more information about SAP ERP Business Map, see SAP Service Marketplace at <http://service.sap.com/businessmaps> -> *Cross-Industry Maps* -> *Enterprise Resource Planning (ERP)*.

### 4.8.1.1 Travel Management

For the use of Travel Management functions as Employee Self-Services within the SAP Employee Portal (Product Instance SAP NW - EP Core) user interface, see [Section 5.3.2.2 - Business Package SAP ESS](#).

For information about using the business content for Travel Management together with SAP NetWeaver 7.0 usage type Business Intelligence, see [Section 5.3.2.3 - BI Content Add On](#).

Travel Management process requires the installation of third-party software. For more information, see [Section 5.4 - Third-Party Software](#).

## 4.8.2 Technical System Landscape

This section lists the software product instances and business packages required to implement the complete key functional area Corporate Services including all business processes or role-based Work Centers. Each product instance consists of different software components. For more information, see [Section 5.1 - Application Components](#).

### 4.8.2.1 Product Instances

The installation of all processes of the key functional area Corporate Services requires the content instances (see [Section 5.3 - Content Instances](#)) shown in the following table:

**Table 52: Content Instances Required by the Corporate Services Key Functional Area**

Component Name and Version	Business Package Name
BP ENV. HEALTH & SAFETY 50.1	Business Package - SAP EH&S



Component Name and Version	Business Package Name
BP ERP05 ESS 1.0	Business Package SAP Employee Self-Service
BP ERP05 PROJ SELF-SERV 1.0	Business Package for Project Self Services
BP PRODUCTS 50.3	Business Package for Products
BP PROJ., PORT. & DCOL. 70.1	Business Package Project Management and Development Collaboration
SAP FRONTEND EH&S EXPERT	Front-end Component SAP EH&S
SAP FRONTEND EH&S WWI	Front-end Component SAP EH&S
XI CONTENT EA-HR 600	Content for SAP NW - Process Integration (SAP ERP HCM)

In addition to the content instances, the following software product instances are required (see [Section 5 - Software Components Overview](#)):

**Table 53: Software product instances, required by the Corporate Services Key Functional Area**

Component Name and Version	Content of Component
SAP cProject Suite	SAP cProject Suite
SAP Easy Document Management	SAP Easy Document Management
SAP ECC Server	SAP ERP Central Component
SAP Front-end GUIs	SAP ERP Front-end Components
SAP NW - Business Intelligence	SAP NetWeaver 7.0 usage type Business Intelligence
SAP NW - Content Server	SAP NetWeaver 7.0 Stand-Alone Engine Content Server
SAP NW - EP Core	EP Core (SAP NetWeaver usage type EP Core)
SAP NW - Mobile Infra.Client	SAP NetWeaver 7.0 usage type Mobile - Client Components
SAP NW - Mobile Infrastructure	SAP NetWeaver 7.0 usage type Mobile
SAP NW - Process Integration	SAP NetWeaver 7.0 usage type Process Integration
SAP NW - Search and Classification	SAP NetWeaver 7.0 Stand-Alone Engine Search and Classification (TREX)
SAP OpenPS for MS Project	SAP OpenPS Add-On component
SAP Workforce Management	SAP Workforce Management
SAP XSS (Self Services)	Self Service Components for product instance: SAP NW-EP core
SAP NETWEAVER 7.0-Application Server ABAP	SAP NetWeaver 7.0 usage type Application Server ABAP

Due to possible dependencies with other role-based Work Centers and processes, you may need to implement additional software product instances and business packages. On the other hand, if you choose to implement selected role-based Work Centers or processes only, certain software components shown in the above tables may not be required.



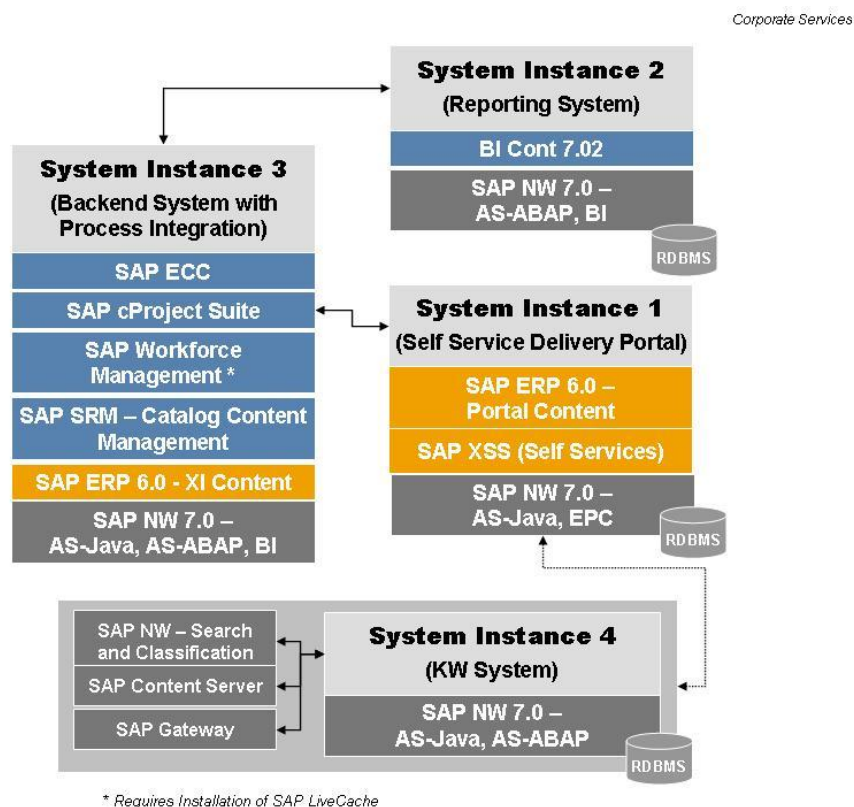
This Master Guide provides just one way to implement each business scenario or process in other ways to implement business scenarios, or processes. For more information, see SAP Service Marketplace at <http://service.sap.com/sc1> → *Scenario & Process Component List*. The Scenario & Process Component List helps you to find realization alternatives for SAP applications, business scenarios, and processes. It shows you which application components you need, to realize a business scenario or process.

Alternatively, install the Software Lifecycle Manager (SLM), described in [Section 2.1.4 - Software Lifecycle Manager](#).

For more information, see SAP Note [824757](#) (*Dependencies between SAP ERP component lists*). You can also find more information about dependencies among processes.

### 4.8.2.2 System Landscape

The following figure shows an example of a full-fledged system landscape for the key functional area Corporate Services of SAP ERP 6.0, consisting of the software product instances and software components shown in the previous section.



**Figure 18: System Landscape for the Key Functional Area Corporate Services**

We do not recommend that you install all components on one host. Rather, you should distribute the components among several hosts. Several possibilities are available to distribute the components. The above figure provides just one example. The distribution depends on many factors, such as sizing, security, available hardware, and so on. In

practice, any distribution of components among hosts is possible. The options range from the minimal system landscape described in [Section 3.2.1 - Minimal System Landscape](#) to the maximum distributed landscape in [Section 3.2.4 - Individual System Landscape](#). In the latter system landscape every component runs on its own host or even on multiple hosts.



- You additionally need a dedicated system for SAP Solution Manager and you need to install the related front-end components.
- If you plan to use a system with EP Core (SAP NetWeaver usage type EP Core) (System Instance 2: Portal System), the following additional Business Packages are available, which may be relevant for this key functional area:
  - BP for Products
  - Assets and Projects
  - Design Collaboration

### 4.8.3 Implementation Sequence

The overall installation sequence in [Section 3.4 - Overall Installation Sequence](#) provides a complete overview of the deployment alternatives:

- Minimal System Landscape
- Extended System Landscape
- Extended System Landscape with Firewall
- Individual System Landscape

The specific implementation sequence for the key functional area depends on the system landscape you choose and the processes you implement. If required, review the overall implementation sequence in [Section 3.4 - Overall Installation Sequence](#).

For more information about technical configuration or the configuration of business processes, see:

- *Component Installation Guides and the Configuration Documentation in SAP Solution Manager*
- [Section 2.1.5 - SAP Solution Manager](#) and [Section 1.3 - The Main SAP Documentation Types](#).



- In addition to installing product instance SAP NW - EP Core, you also need to install the required Business Packages (*Portal Content*).
- The Business Packages that support the key functional area Product Development and Manufacturing are included on the SAP ERP DVD. You deploy them from there.
- For more information about downloading, see SAP Service Marketplace at <http://service.sap.com/swdc> → *Download* → *Installations and Upgrades* → *Entry by Application Group* → *SAP Application Components* → *SAP ERP* → *SAP ERP 6.0* → *SAP Business Packages*.
- For more information about Business Packages, see [Section 5.3.1 - SAP ERP Business Packages](#) and SAP Service Marketplace at <http://service.sap.com/ep-content>.

## 5 Software Components Overview

This section provides additional information on the most important software components and product instances of SAP ERP 6.0.



Only a subset of these components is required for the installation of a specific business process or role-based Work Centers. For a process-specific overview of components and product instances, see [Section 4 - Key Functional Areas of SAP ERP 6.0](#).

### 5.1 Application Components

SAP ERP 6.0 consists of and implements different product instances, while each product instance itself consists of different software components. The software components differ by product versions and component versions and include the corresponding functions of SAP ERP 6.0. The following sections document the software components of SAP ERP 6.0 by product instance SAP ERP 6.0.

#### 5.1.1 Product Instance SAP ECC Server

Product instance SAP ECC Server (SAP ERP Central Component) consists of product version SAP ECC 6.0. It is the central component of SAP ERP 6.0 and is the successor component of SAP ECC 5.0, and thus the successor of the former SAP R/3 releases.

Product instance SAP ECC Server consists of the following software components:

- Core Components
  - SAP HR 6.00
  - SAP APPL 6.00
  - SAP AP 7.00
  - SAP AP IPC JAVA 7.00
  - ST-PI 2005\_1\_700
- Enterprise Extensions
  - EA-APPL 600
  - EA-HR 600
  - EA-FINSERV 600
  - EA-PS 600
  - EA-RETAIL 600
  - EA-GLTRADE 600
  - EA-DFPS 600
  - EA-IPPE 400
- Industry Extensions

- IS-PS-CA 600
- FI-CAX 600
- IS-M 600
- INSURANCE 600
- IS-UT 600
- IS-H 600
- FI-CA 600
- ECC-DIMP 600
- IS-OIL 600
- IS-CWM 600

Further components of SAP ERP are:

- FINBASIS 600
- ERECRUIT 600
- LSOFE 600 (FRONT END)
- SEM-BW 600

Product Instance SAP ECC Server requires usage type *SAP NetWeaver 7.0 - AS ABAP*, and the software component SAP WEB AS ABAP 7.0.



Former Industry Solution Add-Ons are part of product instance SAP ECC Server. For more information, see SAP Service Marketplace at <http://service.sap.com/notes> → SAP Note [838002](#) {Add-Ons (non-IS) integrated with SAP ECC 600} or SAP Note [838003](#) (Industry Add-Ons integrated with SAP ECC 600) and see [Section 2.2 - SAP Industry Solutions](#).

## Integrating other SAP Business Suite Components with product instance SAP ECC Server

You may integrate other SAP Business Suite components with product instance SAP ECC Server. For example can you integrate SAP ERP with SAP CRM, SAP SCM, and so on, if you have the required license. The integration part of the product instance SAP ECC Server and is downward compatible with all releases of the SAP components still in mainstream maintenance. Therefore, you may also integrate lower releases of SAP Business Suite components with SAP ERP 6.0. This means the existing business scenarios will still be available after upgrading to product instance SAP ECC Server.



For more information, see SAP Service Marketplace at <http://service.sap.com/instguides> → *Master Guides and Installation Guides*.

## 5.1.2 Product Instance SAP XSS (Self Services)

Product instance SAP XSS (Self Services) consists of the technical subcomponents IS-HER-CSS 600, SAP PSS 600, SAP ASR 600, SAP ESS 600, SAP MSS 600, and SAP PCUI\_GP 600. With availability of the new product instance SAP NW – EP Core (usage type EP Core of SAP NetWeaver) It requires product instance SAP NetWeaver 7.0 – EP Core. You must install SAP XSS (Self Services) in its entirety (using the ERP Java installer, which is the default mode).



- You need to support and patch the software components MSS 600, ESS 600 and PCUI\_GP 600 individually and you need to make sure that they are kept on the same patch level. For more information, see *SAP ERP Release Notes and Information Notes*.
- Patches can be available in addition to SAP ERP Support Package Stacks. For more information about the availability of both the patches and the support package stacks of SAP ERP and SAP NetWeaver, see SAP Service Marketplace at <http://service.sap.com/sp-stacks>.



- You may install and operate the product instances SAP XSS (Self Services), and SAP NW – EP Core (SAP NetWeaver 7.0 usage type EP Core) on the same J2EE system instance. For different reasons, you can use a second portal and implement it with the *federated portal concept*. Your specific requirements should ultimately determine the most suitable option.
- For more information about the *federated portal concept*, see SAP Service Marketplace at <http://service.sap.com/instguidesNW70> → *Master Guide for SAP NetWeaver 7.0*.

If you decide to install product instance SAP XSS (Self Services) and SAP NetWeaver usage type EP Core on the same J2EE system instance, consider using the installation and configuration wizard SAP NetWeaver Rapid Installer. For more information, see [Section 2.1.7 - SAP NetWeaver Rapid Installer](#).

Product instance SAP XSS (Self Services) is using the Web Dynpro programming model. This programming model largely replaces the SAP ESS model that requires ITS technology and it replaces the SAP MSS model based on HTMLB (Portal Java Components). Product instance SAP XSS (Self Services) requires the SAP NetWeaver 7.0 usage types AS Java, and EP Core, and it connects to the back end functions in the SAP ECC Server.



SAP XSS (Self Services) is a J2EE application component, which you deploy with the *ERP Java Components* package. This is the default installation mode.



For more information about using the Employee Documents iView (available with MSS BP 60.1, Java Portal Components), see SAP Service Marketplace at <http://service.sap.com/notes> → SAP Note [640634](#).



We recommend that you install the most recent SAP ERP and SAP NetWeaver support package stacks required for all components. Certain Self-Service applications may require specific support packages for SAP ERP HCM.

### 5.1.3 Product Instance SAP SEM

You install product instance SAP SEM as an Add-On to the SAP NetWeaver usage type Business Intelligence, as the instance requires SAP NetWeaver 7.0 usage type AS ABAP (SAP NetWeaver Application Server ABAP 7.0). The installation of the complete functional scope requires a system instance with product instance SAP NW – BI Java (You install BI Java in systems with SAP NW – EP Core). For more information, see the information for product instance SAP NW - Business Intelligence, and for product instance SAP NW – BI Java.



Product instance SAP SEM requires product instance FSCM Server (ABAP/software component FINBASIS 600) as a prerequisite for installation.



For more information about SAP Strategic Enterprise Management, see SAP Service Marketplace at the following locations:

- <http://service.sap.com/sem>
- <http://service.sap.com/notes> → SAP Note [855383](#) (*Installation SAP SEM 6.0*) and SAP Note [852447](#) (*Installation SEM-BW 600 auf SAP NW AS 7.0*).

For more information about installation, see SAP Service Marketplace at <http://service.sap.com/erp-inst> → *SAP ERP 6.0*.

### 5.1.4 Product Instance SAP XECO

Product instance SAP XECO (Extended E-Selling Components), and the software component TEALEAF 4.5 consist of the following parts:

- SAP E-Commerce for SAP ERP
- IPC Web Applications (SAP Application Platform - IPC)
- SAP Workforce Management



With SAP ERP 6.0, we have replaced the former IPC Server and Dispatcher by SAP NetWeaver 7.0 usage type Application Server Java. The *Configuration Engine* replaces the configurator in IPC. The most significant change is the switch of the technology to the SAP Java Transaction Server (part of SAP NetWeaver 7.0 usage type Application Server Java). Within the SAP NetWeaver 7.0 usage type Application Server Java, the *Configuration Engine* uses the Java Transaction Server. The change leads to specific installation and upgrade requirements of SAP ERP 6.0. For more information about these requirements, see *Installation and Upgrade Guides*.





Keep in mind that the J2EE Server is also a part of the SAP NetWeaver 7.0 usage type Application Server Java.

### 5.1.4.1 Product Instance SAP E-Commerce for SAP ERP

SAP E-Commerce for SAP ERP belongs to product instance SAP XECO. SAP E-Commerce for SAP ERP enables you to sell your products and services via the Internet, creating a new, strategic sales channel (E-Selling). You can provide your customers with personalized, interactive, and easy-to-use sales and self-services in a Web shop environment, optimizing your sales operations. You can support your consumers in carrying out their business transactions within a business-to-business or business-to-consumer selling scenario.

With SAP E-Commerce for SAP ERP, you can run your complete sales process on the Internet without the need for a CRM deployment. You can also develop and manage an effective online sales catalog, and provide customers with online product configuration, easy-to-use shopping basket features, product availability checks, secure transactions, order status, and tracking and after-sales service.

SAP E-Commerce for SAP ERP helps you lower the cost of sales by reducing transaction costs in order processing and by reducing human intervention in order taking and status checking. Since the application is quick and easy to implement, you reduce project risk and achieve rapid return on investment. Since it leverages your existing IT infrastructure, you avoid capital expenditures and enjoy lower total cost of ownership.

SAP E-Commerce for SAP ERP contains J2EE Web applications, which you deploy with the package SAP XECO. It includes a persistence layer. Thus, a migration is required if you use Internet Sales (SAP R/3 Edition) based on SAP J2EE 6.20. The same applies, if you use SAP NetWeaver Application Server Java 6.40 and if you would like to upgrade to SAP ERP 6.0. For more information, see SAP Service Marketplace at <http://service.sap.com/erp-upgrade> → *SAP ERP Upgrade Master Guide*.

You can create or maintain the product catalog in the same way as for the SAP Online Store, that is, directly in the SAP R/3 or SAP ECC Server.

Product instance SAP XECO consists of the following software component versions and requires product instance *SAP WEB AS 7.00 - SAP WEB AS Java*:

- SAP SHARED JAVA APPLIC. 5.0
- SAP SHARED JAVA COMPONENTS 5.0
- SAP SHARED WEB COMPONENTS 5.0
- APACHE JAKARTA STRUTS 1.1
- SAP JAVA DATA DICTIONARY 5.0
- TEALEAF 4.5 (optional)
- CRM IPC MOBILE 5.0

### 5.1.4.2 Product Instance SAP Application Platform - IPC

IPC Web Applications (product instance SAP Application Platform - IPC) enable pricing and Interactive Product Configuration for certain scenarios. They leverage the pricing and configuration rules defined in SAP ERP 6.0 and allow you to execute them in, for example, SAP E-Commerce for SAP ERP or SAP CRM.

Interactive Product Configuration provides a comprehensive product configuration application that ensures the accuracy of quotes and orders across all selling channels. You use the

created configuration capabilities, to guide sales professionals or customers through the product configuration process. Companies can enforce business rules, ensuring accurate product combinations that meet the business needs of end customers.

Pricing enables companies to execute pricing strategies personalized to each sales channel or customer, based on product, type of customer or customer-specific pricing, contracts or specific quotes. Companies establish pricing rules, processes and data centrally, and then deploy them across all selling channels including direct, indirect and the Web Sales professionals and customers can access up-to-date, personalized pricing information at all times.

Product instance SAP ECC Server includes component version SAP AP 7.00, which consists of software component SAP AP IPC JAVA 7.00. Product instance SAP Application Platform - IPC consists of the same component version SAP AP 7.00, and includes a separate SAP WEB AS 7.00 in addition.



- Certain processes of SAP ERP 6.0 require the implementation of the component version SAP AP 7.00. Due to performance restrictions of the Java Transaction Server Technology, caused by restricted availability of the Java Just in Time Compiler, this product instance is temporarily not released for each SAP standard platform.
- As a workaround, it is possible to install product instance SAP Application Platform - IPC on a separate application server. This workaround is necessary when you implement SAP E-Commerce for SAP ERP 6.0 including IPC with an earlier version back end (mySAP ERP 2004, R/3 Enterprise, or SAP R/3 Release 4.6C). For more information about the affected processes, see SAP Service Marketplace <http://service.sap.com/sc1> → *Scenario and Process Component List*.



- For more information about the performance restrictions of the Java Transaction Server Technology, see SAP Service Marketplace at <http://service.sap.com/notes> → SAP Note [853050](#).
- For more information about possible workarounds, see SAP Service Marketplace at <http://service.sap.com/notes> → SAP Note [855455](#) (*Setting up IPC if there is no platform support*).
- For more information about IPC, see SAP Service Marketplace at <http://service.sap.com/notes>
  - SAP Note [844817](#) (*Technical information for IPC 5.0*)
  - SAP Note [848412](#) (*SAP Application Platform 7.00: add on installation*)

### 5.1.4.3 Product Instance SAP Workforce Management

Product instance SAP Workforce Management consists of the component version SAP Workforce Deployment 1.0 - Workforce Deployment.

Workforce Deployment consists of the following functional parts:

- The *Workforce Deployment Application Service* that provides the graphical user interfaces for employee scheduling and schedule optimization. The Workforce Deployment Calculation Service located on the SAP Workforce Deployment Server uses user inputs entered with this Web GUI.

- The *Workforce Deployment Calculation Service* provides employee scheduling and schedule optimization service for the SAP Workforce Deployment Server.

Workforce Deployment consists of the following software components:

- *You install the ABAP component* (CPRXRPM 400) on systems with SAP NetWeaver 7.0 – usage type AS ABAP. In an SAP Business Suite system landscape, which comprises SAP CRM and SAP ERP, you use the server with product instance SAP ECC Server. Alternatively, you can use other product instances, which require usage type AS ABAP. The CRM ABAP server is an example (see SAP Service Marketplace at <http://service.sap.com/notes> → SAP Note [830595](#)).
- *WFM Core 200* is an Add-On to servers, which base on SAP NetWeaver 7.0 – usage type AS ABAP. Using the SAP Add-On Installation Tool (SAINT), you either install it on the CRM ABAP Server, on product instance SAP ECC Server, or on a pure SAP NetWeaver 7.0 system.
- *SAP liveCache* (LCAPPS\_2005\_700) is as well an Add-On to systems with SAP NetWeaver 7.0 – usage type AS ABAP. This Add-On allows the system to access to a special database engine for managing complex objects in scenarios where large volumes of data are permanently available and modifiable. The database engine (software component version *SAP LC/LCAPPS 5.0*) requires MySQL on MaxDB. You install it with SAPInst.



You download software component *SAP LC/LCAPPS 5.0* from SAP Service Marketplace at <http://service.sap.com/swdc>.

For more information, see SAP Service Marketplace at <http://service.sap.com/instguides> → *SAP CRM Master Guide* and the *Installation Guide - SAP Enterprise Resource Planning 6.0*.

## 5.1.5 Product Instances of Financial Supply Chain Management (FSCM)

The Financial Supply Chain Management functions are part of the following product instances of SAP ERP 6.0:

- SAP FSCM - Biller Direct
- SAP FSCM-FSCM Server (ABAP)

### 5.1.5.1 SAP FSCM - Biller Direct

Instead of sending printed bills, vendors can electronically send bills to their customers and share account information with them. Customers can then pay their invoices on a vendor's website. You pay the bills electronically by credit card or debit card.

Financial Supply Chain Management (FSCM) Biller Direct not only reduces media fragmentation, it also allows vendors to interact with their customers, for example, when processing insufficient payments or providing customer service. You use FSCM Biller Direct,

to cut costs and to boost customer retention. This software provides you with a competitive edge by providing up and cross-selling options.

The Biller Direct application of SAP ERP (product instance SAP FCSM - Biller Direct) provides customers all these benefits and takes the strategy a step further. While most Biller Direct applications present bill data to customers, the FCSM Biller Direct application allows bill recipients to check their account balance and view their overall status with the vendor.

Biller Direct (BD) component version FSCM-BILLER DIRECT 6.0 is a J2EE Web application, which requires product instance SAP NetWeaver 7.0 - AS Java. You deploy AS Java with the ERP Java Components package. In addition, it includes the software component SAP JAVA DATA DICTIONARY 5.0, which is a part of product instance SAP XECO.

FSCM Biller Direct itself does not have its own persistence. You use the database of the back-end server (SAP ECC Server) to store data (FI-AR or FI-CA).

Customers can store data of users for BD in local J2EE database or in LDAP or as an alternative in the back-end server with product instance SAP ECC Server.



- For more information, see SAP Service Marketplace at <http://service.sap.com/erp-inst> → *SAP ERP 6.0*.
- For more information, see SAP Notes on SAP Service Marketplace at <http://service.sap.com/notes>:
  - SAP Note [858563](#)
  - SAP Note [849515](#)
  - SAP Note [849513](#)
  - SAP Note [849512](#)
  - SAP Note [849511](#)

### 5.1.5.2 SAP FSCM-FSCM Server (ABAP)

Product instance SAP FSCM - FSCM Server (ABAP) consists of the component versions FINBASIS 600, FSCM-Dispute Management 6.0, and FSCM-Credit Management 6.0.

FINBASIS 600 is an Add-On, which you install on the same system that is equipped with an installation of product instance SAP ECC Server. Alternatively, it can be installed on any other system that is based on SAP NetWeaver 7.0 - usage type AS ABAP, more precisely, SAP NetWeaver Application Server ABAP 7.0.

To run SAP Dispute and/or SAP Credit Management, you have the following deployment options:

- FINBASIS 600 (product instance SAP FSCM-FSCM Server (ABAP)) is a subcomponent of product instance SAP ECC Server (SAP ECC 6.0). You can thus run SAP Dispute and/or SAP Credit Management together with your accounting system on the same system instance. Here, you use the following two-system scenario
  - You deploy SAP Dispute and/or SAP Credit Management on one system instance (with FINBASIS 600 and SAP NetWeaver 7.0)
  - You deploy the accounting system (SAP ECC 6.0 or lower releases down to SAP R/3 Release 4.6C) on the other system instance

- You can implement SAP Collections Management in the same way. However, in a two-system scenario you should install SAP ECC 6.0 including FINBASIS 600 on one system instance.

If you consider implementing a separate system instance for FSCM including SAP Collections Management, you should consider such a system setup.



- For more information, see SAP Service Marketplace at:
  - <http://service.sap.com/notes> → SAP Note [438520](#) (Overview: Notes on Add-On FINBASIS).
  - <http://service.sap.com/sem>.

## 5.1.6 Product Instances of the SAP Learning Solution

SAP Learning Solution provides a comprehensive enterprise-learning platform, capable of managing and integrating business and learning processes, supporting both, e learning and classroom training, as well as synchronous and asynchronous collaboration. It fully integrates with SAP ERP and includes content authoring, content management, and learning management capabilities, as well as a learning portal.



- For more information about SAP Learning Solution, see SAP Service Marketplace at <http://service.sap.com/learningsolution>.
- For more information about installation and upgrade, see SAP Service Marketplace at <http://service.sap.com/erp-inst> → SAP ERP 6.0.

### 5.1.6.1 Components of SAP Learning Solution

The product instances of the SAP Learning Solution (LSO) include the following components:

- SAP Learning Solution (Backend) - LSOTM (Learning Solution Training Management)
- SAP Learning Sol-Client (LERN) - LSOOP 600 (Offline player)
- SAP Learning Sol-Client (AUTH) - LSOAE 600 (Authors environment)
- SAP Learning Sol-Front-end CP - LSOCP 600 (Content player)
- SAP Learning Sol-Front-end ABAP - LSOFE 600 (Front End)

The back end component LSO was a separate Add-On required for the Learning Solution Releases 1.0 and 2.0. Now, the functionality originally contained in this Add-On is part of product instance SAP ECC Server so that it no longer requires a supplemental CD.

- LSO 600 Back End itself provides you with the SAP Learning Solution (Back End) - LSOTM (Learning Solution Training Management). Training Management stores all application data and business functions. This includes, course participants' master data, learner account, course catalog, qualification catalog, and detailed data on the individual courses.



For more information about the integration into SAP ECC Server, see SAP Service Marketplace at <http://service.sap.com/notes>:

- SAP Note [503468](#)
  - SAP Note [838002](#) (*Add-Ons (non-IS) integrated with SAP ECC 600*)
  - SAP Note [838003](#) (*Industry Add-Ons integrated with SAP ECC 600*)
- LSOFE continues to be an Add-On that you install on the SAP ECC system or on a separate NetWeaver Application Server (stand-alone installation). LSOFE contains a Web-based Learning Portal that provides the learners with personalized access to information and functions. The Learning Portal Front End uses the Business Server Pages (BSPs) Technology. SAP ECC Server communicates with SAP NetWeaver Application Server via RFC and provides the dynamic content of the BSPs.



For more information about LSOFE, see SAP Service Marketplace at <http://service.sap.com/notes>:

- SAP Note [529063](#)
  - SAP Note [503907](#)
- A Business Package BP LEARNING ERP2005 1.0 is available. This Business Package is optional for LSO 6.0 and is used together with product instance SAP NW - EP Core. You require this Business Package if you want to set up the access to the Learning Portal of LSO 6.0 through SAP NetWeaver usage type EP Core (see [Section 5.3.1 - SAP ERP Business Packages](#)).
  - LSOCP (Content Player) is a server application that enables you to process the learning content on a particular client PC. The Learning Portal provides Content Player with an appropriate URL, which contains a Content Management (CM) path and additional information, such as the course strategy. The learner account taken from the SAP ECC Server to determine the course status before the learner starts with the learning unit. When the learner has finished playing the learning unit, LSOCP saves the current course status in the learner account. You may have to install plug-ins in addition to an Internet browser to be able to use the learning unit, depending on the sort of content you would like to process. From a technical perspective, LSOCP implements Java Server Pages. It uses SAP's own J2EE Engine, which is part of the SAP NetWeaver Application Server, as the Servlet Engine.
  - You use LSOAE (Authoring Environment) to develop courses. It combines several tools in course content that provide the functions for:
    - Structuring – Instructional Design Editor
    - Editing – Test Author
    - Testing – Integrated Content Player
  - You install LSOAE locally on your PC. You can use the Authoring Environment offline on your local PC and online through direct data exchange between the Publisher Database (SAP ECC) and the central Content Repository (CM or WebDAV server). The content, which you check into the system, is stored in the Publisher Database in the SAP ECC Server back-end system. Java Development Kit (JDK) is required for the Authoring Environment. This component is not part of the SAP shipment. You must download and install it separately. For more information about the recommended JDK versions for your platform, see SAP Service Marketplace at <http://service.sap.com/notes> → SAP Note [709140](#).



You require a Content Management System for your Learning Solution.



- For more information, see SAP Service Marketplace at <http://service.sap.com/erp-inst> → SAP ERP 6.0.
- For more information, see SAP Service Marketplace at <http://service.sap.com/notes>:
  - SAP Note [830594](#) (*Additions Upgrade Basis 7.00 with LSOFE*)
  - SAP Note [830593](#) (*Installation of LSOFE 600*).

### 5.1.6.2 Components Used by the SAP Learning Solution

Besides the components of the SAP Learning Solution, you use the following instances together with the SAP Learning Solution:

- SAP NW - EP Core: This product instance realizes the SAP NetWeaver usage type EP Core and includes Knowledge Management and Collaboration.
- SAP NW - Search and Classification
- SAP NW - Business Intelligence
- SAP NW - Process Integration

Product instance SAP NW - EP Core enables access to the Learning Portal, which is a BSP-based (Business Server Pages) application within the LSOFE Add-On. To set up this access, a Business Package for Learning Solution is required (see [Section 5.3.1 - SAP ERP Business Packages](#)). In addition, SAP NetWeaver usage type EP Core provides collaboration capabilities. You use it as a repository for storing and managing static course content using its Knowledge Management functionality. If you do not want to use the Content Management System (CMS) delivered by SAP NetWeaver 7.0 Stand-Alone Engine Content Server, you can instead use a WebDAV-compatible Web server such as Apache WebDAV-Server or Microsoft IIS as the repository.



A WebDAV-compatible Web server heavily restricts the functions of saving metadata and searching. Therefore, you should only use it as content repository, if it is absolutely necessary.

CMS saves extensive attributes to the content files. You can search in these files using tools like those embedded into product instance SAP NW - Search and Classification. SAP NW - Search and Classification provides authors with enhanced search capabilities and if allows you to search for content quickly and easily.



Install SAP Front-end GUIs - Product Instances on every computer that requires access the administrative back end.

For the setup of the LSO system landscape, you should consider the following aspects:

- Security - If you have any security concerns about giving all learners' access to your SAP ECC Server system, run LSOFE on a separate SAP NetWeaver Application Server.
- Total Cost of Ownership (TCO) - Installing LSOFE on the same server hosting product instance SAP ECC Server reduces TCO because you need fewer servers. No additional administration is necessary. If you are using a separate HR



system connected to your LSO system, this HR system does not require an upgrade to product instance SAP ECC Server.

## 5.1.7 Product Instances of SAP SRM

SAP Supplier Relationship Management (SAP SRM) consists of the following product instances:

- SAP SRM-Server ECC Add-On
- SAP SRM-Server
- SAP SRM-Catalog Content Management

For more information about the installation, see SAP Note [853651](#).

### 5.1.7.1 Product Instance SAP SRM - Server ECC Add-On

The product instance SAP SRM Server ECC Add-On consists of the components SAP SRM Server 5.5 and SAP ECC Server 6.0. The product instance allows installation of SAP SRM Server as an Add-On to SAP ECC Server.

Within SAP ERP, SAP SRM Server ECC Add-On is required for certain processes only.



The SAP ERP 6.0 license only covers self-service procurement, service procurement, invoice processing, catalog content management and the supplier collaboration scenario for MRO (maintenance, repair and operations).

### 5.1.7.2 Product Instance SAP SRM - Server

Product instance SAP SRM Server consists of the software component versions SAP SRM Server 5.5, SAP SRM Plus 5.5 and SAP AP 700. It is based on SAP NetWeaver Application Server 7.00 (usage type SAP NetWeaver 7.0 - AS ABAP).

This product instance enables an installation of SAP SRM Server separate from SAP ECC Server. Within SAP ERP, SAP SRM Server is required for certain processes only.



- The SAP ERP 6.0 license only covers self-service procurement, service procurement, invoice processing, catalog content management and the supplier collaboration scenario for MRO (maintenance, repair and operations).
- For more information about operating system platforms, see SAP Service Marketplace at <http://service.sap.com/platforms> → *Product Availability Matrix*.
- For information about installation, see SAP Service Marketplace at <http://service.sap.com/instguides> → *SAP Business Suite Solutions* → *SAP SRM* → *Using SAP SRM Server 5.5* → *Installation Guide - SAP Supplier Relationship Management Server 5.5 ABAP on <platform>:<database>*.

### 5.1.7.3 Product Instance SAP SRM - Catalog Content Management

The product instance SAP SRM-Catalog Content Management requires usage type SAP NetWeaver 7.0 - AS ABAP. It includes the component Catalog Content Management 2.0\_700. You use it as an Add-On for the back-end server with product instance SAP ECC Server, or with the SAP SRM system or any SAP NetWeaver 7.0 system (ABAP stack).

Catalog Content Management supports procurement functions and consists of the following tools:

- SAP Catalog Authoring Tool
  - Filters and maps products to catalog schema
  - Enriches product data
  - Approves product data
  - Defines views
  - Publishes catalog
- SAP Catalog Search Engine
  - Displays catalog
  - Searches in catalog
  - Selects products for shopping cart



You do not necessarily require product instance SAP SRM Server to use product instance SAP SRM - Catalog Content Mgmt. You can install SAP SRM - Catalog Content Mgmt on any system based on SAP NetWeaver Application Server ABAP (usage type SAP NetWeaver 7.0 - AS ABAP). Although you use product instance SAP SRM - Catalog Content Mgmt in SRM-related processes such as, *Create Shopping Carts*, you can also use it within SAP ERP.

This allows you, for example, to call product instance SAP SRM - Catalog Content Mgmt from a *Create Order* screen within the SAP ECC Server.



For more information, see SAP Service Marketplace at <http://service.sap.com/notes> → SAP Note [835170](#) (*CCM 200 Installation with SAINT*) and SAP Note [835169](#) (*Upgrade Basis 700 with CCM 2.00*).

### 5.1.7.4 Product Instance SAP SRM - CCM SRM-MDM Catalog

The product instance SAP SRM - CCM SRM - MDM Catalog supports procurement functions within the SAP ERP Application. This product instance requires product instance: Catalog Content Management with SRM-MDM Catalog. You find it in product version SAP SRM 5.0. The latter product instance includes the software component version SRM-MDM CATALOG 2.0, and requires software component version SAP WEB AS 7.00 - SAP WEB AS Java (SAP NetWeaver 7.0 – usage type AS JAVA) to function.

You use the product instance as an alternative to product instance SAP SRM - Catalog Content Management.



For more information, see the following documentation sources:

- Master Guides for SAP SRM in SAP Service Marketplace at <http://service.sap.com/instguides>
- Product Information SAP SRM in SAP Service Marketplace at <http://service.sap.com/srm>
- SAP Library [help.sap.com](http://help.sap.com) → *SAP Business Suite* → *SAP Supplier Relationship Management* → *SAP SRM 5.0* → *Catalog Content Management*
- SAP Note [967088](#) (SRM-MDM Catalog 1.0 Installation & Configuration)
- Configuration Guide for SAP SRM - CCM SRM - MDM Catalog in the SAP Service Marketplace at <http://service.sap.com/ibc-srm> → *SRM-MDM Catalog*

## 5.1.8 Product Instance SAP cProject Suite

SAP ERP delivers the cProject Suite 4.00 as part of SAP cProject Suite. The cProjects Suite 4.00 (software component CPRXRPM\_400) is the foundation for processes dealing with operational project management with *cProject 4.00* (Collaboration Projects) and collaboration in product development with cFolders 4.00 (Development Collaboration).



- cProject Suite, technical name CPROJECTS, consists of the software components cProjects and cFolders. Depending on how you set up your system, you activate either cProjects or cFolders.
- For more information about cProjects (Collaboration Projects) and cFolders (Development Collaboration), see SAP Service Marketplace at <http://service.sap.com/erp> or <http://service.sap.com/plm>.

Use the following product instances of SAP ERP 6.0 with product instance SAP cProject Suite:

- SAP Easy Document Management
- SAP cProject ECL Viewer



In addition to a stand-alone installation based on SAP NetWeaver 7.0, it is possible to install SAP cProject Suite in addition to product instance SAP ECC Server. For more information about deployment options, see SAP Service Marketplace at <http://service.sap.com/plm-inst> → *Using SAP cProject Suite 4.00* → *Master Guide for SAP Project and Portfolio Management*.

### 5.1.8.1 Design Collaboration with cFolders

The cFolders functionality offers a complete, integrated collaborative application for product development. Functions in the cFolders enable you to communicate with partners and suppliers over documents and product structures without exposing your SAP ERP system to them. Suppliers and partners can change or modify objects, published to cFolders from the

ERP system. The data from cFolders integrates seamlessly between cFolders and the SAP ERP system.

The close integration of cFolders into *Collaboration Projects (cProjects)* connects in-house project management capabilities to secure external collaboration.

### 5.1.8.2 Collaboration Projects (cProjects)

cProjects enables you to realize innovative ideas in all kinds of projects, for example, development projects, projects to simplify internal processes, projects to implement recognized quality standards and projects to reduce costs incurred by errors. It is a cross-industry application that supports the entire project management life cycle, from conception and planning through quality checks, to project completion. It also allows you to communicate with external partners or lead customers. cProjects supports phase-based project management and enables you to comply with internationally recognized standards (QS-9000) based on methodologies like Advanced Product Quality Planning (APQP) developed in the automobile industry. Further, cProjects is an important cornerstone for several business scenarios, such as New Product Development and Introduction (NPDI), Professional Service Delivery (consulting projects), company internal IT projects or Six Sigma improvement projects.

With the release of cProjects 4.00, we deliver a tight integration into SAP xRPM with respect to project data synchronization and resource management. Therefore, cProjects 4.00 and the ABAP part of xRPM is included in one software component, CPRXRPM.



For more information about SAP Project and Portfolio Management, see SAP Service Marketplace at <http://service.sap.com/plm-inst>.

### 5.1.8.3 Product Instance SAP Easy Document Management

The quality of documentation and availability of information are becoming increasingly important. SAP Easy Document Management supports you by letting you use the extensive functions of SAP Easy Document Management without having detailed knowledge of SAP Document Management (SAP R/3 DMS). You can create public and private folders, which are documents in SAP R/3 DMS, in hierarchical structures, and then save your files there.

Product instance SAP Easy Document Management consists of product instance SAP EASY DOCUMENT MGMT 6.00 - EASY DOCUMENT MGMT. Together with product instance SAP cProject Suite is the product instance SAP Easy Document Management used to support the exchange of documents between SAP cFolders, and a backend system based on SAP R/3 or SAP ECC Server. By using SAP R/3 DMS, you can achieve the following:

- Linking document management with computer-aided development and production systems prevents redundant data retention and unsatisfactory consistency, and reduces the effort put into entering data and keeping it up-to-date.
- The vast amount of information can only become a profit-making production factor if you exchange data quickly and safely. Electronic search techniques enable direct access; you can find documents according to particular parameters. It is also possible to find and display documents (original application files) across the Internet or an intranet.
- By reducing the access time and the amount of work required for routine activities, you can achieve significant cost-reductions.

- With Document Distribution, you can distribute documents managed in SAP R/3 DMS either manually or automatically depending on your company processes. Therefore, you ensure to deliver up-to-date document data immediately for information or editing to employees or responsible external partners.
- As well as the exchange of data, new, stricter product liability laws are meaning that the archiving of documents during the life cycle of a product is becoming increasingly significant. Making a quality product demands more than just the product itself. It also requires a corresponding manufacturing process and organizational environment. A company that supports certifiable quality management (such as the ISO 9000 to 9006 series of standards) cannot fulfill the high quality requirements without a powerful document management system.

SAP R/3 DMS is more than equal to these complex requirements. It not only manages, but also coordinates. You can automate the complete life cycle of a document, from creation to successful checkin, from access to update. You can access every document from every work center in a network.



For more information about the newest installation guide, see SAP Service Marketplace at <http://service.sap.com/plm> → *Life-Cycle Data Management* → *Document Management* → *SAP Easy Document Management*  
For more information, see [help.sap.com](http://help.sap.com).

### 5.1.8.4 Product Instance SAP cProject ECL Viewer

Product instance SAP cProject ECL Viewer consists of product version SAP cProject Suite 4.00 - ECL Viewer, and represents component version *ECL VIEWER 5.1.2*. The product instance represents an integrated viewing interface for engineering design tasks. You use it in processes related to SAP cProjects, and SAP cFolders.



For more information, see

- SAP Service Marketplace at <http://service.sap.com/plm>
- SAP Service Marketplace at <http://service.sap.com/notes> → SAP Note [809922](#) (*ECL Viewer 5.1.2 - For usage within cFolders*), and SAP Note [889078](#) (*ECL Viewer Security Issues*).

### 5.1.9 Product Instance SAP E-Recruiting

Qualified staffing remains a critical success factor for all enterprises and there is worldwide competition for the best personnel. This search for the best, places a difficult burden on human resource (HR) directors.

Companies can cope with today's reality while preparing for tomorrow by combining cost-cutting strategies, for example, employing freelance and part-time talents, with a streamlined, internet-based recruiting process. SAP E-Recruiting, the new fully Web-enabled, end-to-end recruiting application of SAP, offers companies the recruiting management functions they need to locate appropriate talent.

SAP E-Recruiting offers scenarios, for example, employment searches and applications, to external parties through Web services.

Product instance SAP E-Recruiting bases on SAP WEB AS ABAP 7.0 (usage type SAP NetWeaver 7.0 - AS ABAP) and includes component ERECRUIT 600.

Depending on your requirements, either you can choose to install ERECRUIT as an Add-On to your SAP ECC Server product instance or you can as an Add-On for a dedicated SAP NetWeaver Application Server ABAP Server 7.00 (stand-alone installation). The stand-alone installation connects to HR and SAP NW - Business Intelligence systems, provided you have implemented the required BI content Add-On (see [Section 5.3.2.3 - BI Content Add-On](#)).

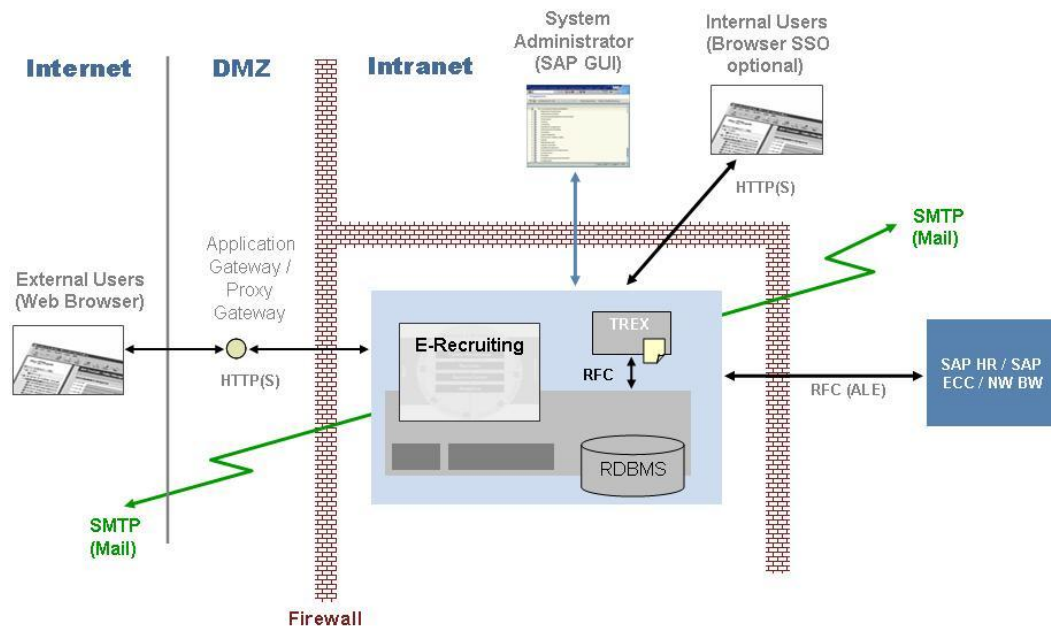
Further, you can integrate E Recruiting with an installation of a product instance of SAP NW - Business Intelligence for reporting purposes. The following queries are available:

- Requisitions Created
- Requisition Status Changes
- Application Sourcing
- Number of Open Requisitions
- Time-to-fill
- Offer versus Acceptance Rate
- Application Submittals versus Offers
- Candidates' Qualifications

In addition, E-Recruiting is part of the new SAP Manager Self Service Manager role-based Work Center and with SAP Employee Self-Service. For this integration, you require product instance SAP NW - EP Core together with the Business Packages for SAP MSS and SAP ESS, as well as the Java component comprised in product instance SAP XSS (Self Services).

## Basic System Architecture

The following figure shows the system architecture of a minimal E-Recruiting (stand-alone) setup:



**Figure 19: Basic System Architecture of E-Recruiting (Stand-Alone Mode)**

In the presentation layer, Business Server Pages (BSPs) technology is used. In terms of business logic, E-Recruiting relies upon the technologies ABAP/OO, Business Partner, and Knowledge Provider (KPRO).



- For more information about installation, see SAP Service Marketplace at <http://service.sap.com/notes> → SAP Note [830591](#) (*Installing ERECRUIT 600*).
- For more information about upgrade, see SAP Service Marketplace at <http://service.sap.com/notes> → SAP Note [830592](#) (Additional information on upgrade to SAP NetWeaver 7.0 with ERECRUIT 600).

Before you begin to set up your E-Recruiting system landscape, you should consider the following issues:

- **Security** - If you have security concerns about connecting your SAP ECC Server system to the Internet, run E-Recruiting on a separate server.
- **Total Cost of Ownership (TCO)** - Installing ERECRUIT on SAP ECC 5.0 reduces TCO because you need fewer servers. Here either ALE, as for example the distribution of organizational data into the E-Recruiting system, or additional administration is necessary.



- Upgrading an existing system - If you have an operative E-Recruiting system and want to upgrade to SAP NetWeaver 7.0 with E-Recruiting 6.0, you should keep E-Recruiting in a stand-alone operation mode. For more information, see SAP Service Marketplace at <http://service.sap.com/notes> → SAP Note [717803](#).

Product instance SAP NW - Search and Classification is a mandatory component for SAP E-Recruiting.



For more information about installation-related to product instance SAP NW - Search and Classification, see SAP Service Marketplace at <http://service.sap.com/installNW70>.

### 5.1.10 Product Instance SAP OpenPS for MS Project

Product instance SAP OpenPS for MS Project includes component version OPENPS FOR MS PROJECT 2.02. SAP OpenPS for MS Project is an Add-on to the Project System. It enables you to transfer project related data between Project System and Microsoft Project.



For more information about SAP OpenPS info page, see SAP Service Marketplace at <http://service.sap.com/swdc> → Download → Installations and Upgrades → Entry by Application Group → Supplementary Components for Cross Industry Solutions → Project Management → OpenPS → OPENPS FOR MS PROJECT.

## 5.2 Technology Components

SAP ERP 6.0 includes the following product instances, which represent the functional scope of SAP NetWeaver 7.0 in SAP ERP 6.0:

- SAP NW - Applic. Server Java
- SAP NW - Business Intelligence
- SAP NW - Business Intelligence UDI
- SAP NW - EP Core
- SAP NW - Content Server
- SAP NW - Process Integration
- SAP NW - Adapter Engine J2EE PI/XI
- SAP NW - Adapter Engine J2SE PI/XI
- SAP NW - Mobile Infra.Client
- SAP NW - Mobile Infrastructure
- SAP NW - Search and Classification
- SAP NW - Adobe Docu.Service
- SAP Front-end GUIs consisting of SAP GUI FOR JAVA 7.00, and SAP GUI for WINDOWS 7.00

## 5.2.1 Product Instance SAP NW - Business Intelligence

Product instance SAP NW - Business Intelligence corresponds to usage type Business Intelligence (BI) of SAP NetWeaver 7.0. For more information about SAP NetWeaver 7.0 usage type BI, see [Section 2.1.2.1 - Systems with usage types](#). For more information about hardware sizing for SAP NW – Business Intelligence, see *SAP Note* [927530](#) (BI Java sizing).



- If you plan to operate product instance SAP ECC Server together with one or all SAP NetWeaver 7.0 usage types BI, PI, EP, MI and/, or DI in the same system instance, see SAP Service Marketplace at <http://service.sap.com/notes> → SAP Note [855534](#) (Embedded NetWeaver Components in ERP).
- If installed in a shared system instance, a common client for product instance SAP ECC Server and product instance SAP NW - Business Intelligence is in any case not possible. Product instance SAP NW - Process Integration must be set up in a dedicated client also.

The BI Universal Data Integration Component is included in SAP NetWeaver 7.0 usage type AS Java (For more information, see the Master Guide for SAP NetWeaver 7.0, on SAP Service Marketplace at <http://service.sap.com/instNW7.0>). The BI Universal Data Integration component allows access to diverse data sources from the multi dimensional as well as the relational area. It consists of the following parts:

- UD Connect to access these data sources from BW
- BI Java SDK to access these data sources from custom Java applications
- BI Java Connectors
- BI JDBC Connector
- BI ODBO Connector
- BI SAP Query Connector
- BI XMLA Connector

## 5.2.2 Product Instance SAP NW - Enterprise Portal

Product instance SAP NW - EP Core corresponds to SAP NetWeaver usage type EP Core. For more information about usage type Enterprise Portal, see [Section 2.1.2.1 - Systems with usage types](#).



- For more information about the upgrade of earlier versions of SAP NW - EP Core (SAP NetWeaver usage type EP Core), see SAP Service Marketplace at <http://service.sap.com/nw-ep>.
- For more information, see SAP Service Marketplace at <http://service.sap.com/notes> → SAP Note [852008](#) (Release Restrictions for SAP NetWeaver 7.0).



- If you plan to operate product instance SAP ECC Server together with one or all SAP NetWeaver 7.0 usage types BI, PI, EP, MI and/, or DI in the same system instance, see SAP Service Marketplace at <http://service.sap.com/notes> → SAP Note [855534](#) (Embedded NetWeaver Components in ERP).

## 5.2.3 Product Instance SAP NW - Content Server

SAP NW - Content Server is a separate product instance that is used to store documents or other types of content related to SAP applications. With the accompanying cache server, you can cache content if your company operates on several locations. This reduces load on the wide area network when working with documents.



For more information, see SAP Service Marketplace at <http://service.sap.com/contentserver> and see the Installation Guides at <http://service.sap.com/instguides> → SAP NetWeaver → SAP NetWeaver 7.0 (2004s) → Installation → Installation – Standalone Engines.

## 5.2.4 Product Instance SAP NW - Process Integration

Product instance SAP NW - Process Integration corresponds to usage type Process Integration (PI) of SAP NetWeaver 7.0. Based on SAP NetWeaver Exchange Infrastructure, SAP NetWeaver Process Integration is SAP's platform for process integration using the exchange of XML messages. For more information about SAP NetWeaver 7.0 usage type PI, see [Section 2.1.2.1 - Systems with usage types](#).

The deployment of product instance SAP NW - Process Integration always requires the installation of an additional content package (part of product instance XI CONTENT).

### Documentation References

For more information about the following topics, see the documentation mentioned:

- The import of XI CONTENT, see the following
  - SAP Service Marketplace at <http://service.sap.com/notes> → SAP Note [836200](#) (SAP NetWeaver 7.0: Importing process integration).
  - SAP NetWeaver Library <http://help.sap.com> at *Configuration of usage type Process Integration (PI) → Template-Based Basic Configuration → Importing Process Integration Content*.
- Instructions how to operate product instance SAP ECC Server together with one or all SAP NetWeaver 7.0 usage types BI, PI, EP, MI and/, or DI in the same system instance, see SAP Service Marketplace at <http://service.sap.com/notes> → SAP Note [855534](#) (Embedded NetWeaver Components in ERP).

For access to the knowledge center for SAP NW – Process Integration on the SAP Community Network see the SAP Community Network [sdn.sap.com](http://sdn.sap.com) → SAP NetWeaver → Process Integration.



Since January 1, 2005, you must make certain tax declarations in Germany electronically. ELSTER (Electronic Tax Declaration - Germany) implements a software interface, which provides the data relevant for the declaration via the interface VATDeclaration (SC SAP APPL). The application consists of the specific content instances (ELSTER 2.0 and XI CONTENT ELSTER 2.0), which must be installed in addition to product instance SAP NW - Process Integration.

## 5.2.5 Product Instance SAP NW - Adapter Engine J2SE PI/XI

The J2SE Adapter Engine (PI/XI), which is a part of product instance SAP NW - Adapter Engine J2SE PI/XI, is a separate software component. You can use it only if you have SAP NetWeaver systems with usage type PI in your system landscape. If required, you need to install it manually.

Use the J2SE Adapter Engine (PI/XI) to connect to external systems. Use the various adapters in the Adapter Engine, to convert XML-based and HTTP-based messages to the specific protocol and format required by such systems, and the other way around. In principle, connect external systems using the adapters, which you install centrally or decentrally in the Adapter Engine (J2EE).

The J2SE Adapter Engine (PI/XI) only provides some of these adapters as a stand-alone version with restricted functions for operating systems that do not support SAP NetWeaver 7.0, but that do have JDK 1.3.1 or a higher version. Therefore, you should use the J2SE Adapter Engine (PI/XI) only if the platform prerequisites do not allow you to use the J2EE-based Adapter Engine.

## 5.2.6 Product Instance SAP NW - Adapter Engine J2EE PI/XI

Adapter Engine (PI/XI), which is a part of product instance SAP NW - Adapter Engine J2EE PI/XI, is a separate software component, and automatically installed with usage type PI. In this case, it is the central Adapter Engine. However, you can additionally install the Adapter Engine (PI/XI) separately on another host. This is a decentral Adapter Engine. Use the Adapter Engine to connect to SAP systems (RFC adapter) and external systems. Use the various adapters in the Adapter Engine (PI/XI) to convert XML-based and HTTP-based messages to the specific protocol and format required by these systems, and the other way around.

## 5.2.7 Technology Components for SAP Solutions for Mobile Business

When using application components from the SAP Business Suite Application *SAP Solutions for Mobile Business*, SAP ERP 6.0 can run processes for mobile business. From the technical perspective, a mobile application consists of a mobile infrastructure server. This server connects on one hand to a back-end system, and on the other hand to the mobile clients. The mobile application with the business logic itself resides on the mobile infrastructure server. The application is transferred to the mobile clients, when both are connected and synchronized.



For more information about the following topic, see SAP Service Marketplace at <http://service.sap.com/notes> → SAP Note [855534](#) (Embedded NetWeaver Components in ERP): How to operate product instance SAP ECC Server together with one or all SAP NetWeaver 7.0 usage types BI, PI, EP, MI and/ or DI in the same system instance.



SAP Applications for Mobile Business are not part of SAP ERP 6.0, and need to be downloaded separately. For more information, see [Section 5.4 Third-Party Software](#).

### 5.2.7.1 Product Instance SAP NW - Mobile Infra. Client

Product instance SAP Mobile Infra. Client corresponds to product instance SAP NetWeaver 7.0 - MI Client. It includes the component versions MI Client 7.00 and MI WD LAPTOP 7.00. You need to install it on the mobile clients. The business logic is included in the specific client component, which you install on the mobile client in addition.

### 5.2.7.2 Product Instance SAP NW - Mobile Infrastructure

Product instance SAP Mobile Infrastructure corresponds to usage type Mobile Infrastructure (MI) of SAP NetWeaver 7.0. You install this component on the Mobile Infrastructure Server. You install the product instance with the business logic in addition, so that it can be transferred to the mobile clients. For more information about usage type MI, see [Section 2.1.2.1 - Systems with usage types](#).

## 5.2.8 Product Instance SAP NW - Search and Classification

### Overview

SAP NW - Search and Classification offers an integrated set of services. It corresponds to the SAP NetWeaver 7.0 stand-alone engine Search and Classification (TREX). SAP NW - Search and Classification is based on software component version TREX 7.0. If the operating system of your system landscape permits, you can use TREX 7.1 as well.

SAP NW - Search and Classification services include search and retrieval in large document collections, text mining, automatic document classification and search, and aggregation over structured data in SAP applications. SAP NW - Search and Classification can handle text from documents in numerous formats, including Microsoft Office and Adobe formats (PDF) and more than 30 languages. SAP NW - Search and Classification search options, such as exact, Boolean, fuzzy or linguistic search, and classification options, such as query-based or example-based classification, offer great power and flexibility to end users.

### Documentation References

For more information about the installation of SAP NW - Search and Classification, see the Installation & Implementation Documentation Center SAP NetWeaver Search and Classification (TREX) on SAP Service Marketplace at <http://service.sap.com/installNW70>.

## 5.2.9 Product Instance SAP NW - Adobe Document Service

### Overview

The following Adobe software is included in SAP Interactive Forms by Adobe:

- Adobe LiveCycle Designer

Adobe LiveCycle Designer is a graphical tool for designing form layouts. It is part of the SAP NetWeaver Developer Studio and ABAP Workbench.

- Adobe Document Services

Adobe Document Services are web services used to generate the PDF forms at runtime. In interactive scenarios, these services extract the XML data from the form and send it to the system. In the front end, Adobe Reader needs to run. For more information, see SAP Note [834573](#).

Product instance SAP NW - Adobe Docu Service includes Adobe Document Services. You install this set of runtime services on SAP NetWeaver Application Server Java. Ensure that you always use the latest version of both, SAP NW - Adobe Docu Service and the Adobe Reader Software.

### Key Capabilities

The key capabilities of SAP NW - Adobe Document Service are:

- Convert XML form templates (created using Adobe LiveCycle Designer) to PDF and various print formats
- Set Adobe Reader rights to enable to fill out and annotate forms, save, and print them locally, and include digital signatures for authentication using Adobe Reader
- Extract data from SAP applications into Interactive Forms and transfer the data for the form back into SAP applications using XML

Certain SAP ERP 6.0 generic business processes require printing information by means of Adobe PDF Forms. For these processes the installation of product instance SAP NW - Adobe Docu. Service on a system with SAP NetWeaver 7.0 – usage type AS Java is mandatory.

### Installation

You can use ADS locally or as a shared service on a central SAP NetWeaver AS Java. For more information, see the Master Guide for SAP NetWeaver 7.0 on SAP Service Marketplace, at <http://service.sap.com/instguidesnw70>.



- For SAP NetWeaver 7.0 SP Stack 06 and higher, run both usage types AS ABAP and AS Java in one system to attain performance improvements for printing scenarios in this system. This precludes the possibility of using one central ADS for several systems.
- As of SAP NetWeaver 7.0 SP Stack 12, this restriction no longer applies. You can then also realize improved performance by using one central ADS for several systems. Ensure that the system running the ADS has at least the Support Package level of the systems connected to it.

### Documentation References

For more information about possible system landscapes, see the Master Guide for SAP NetWeaver 7.0 on SAP Service Marketplace, at <http://service.sap.com/instguidesnw70>.

For temporary release restrictions on Adobe Document Services (product instance SAP NW - Adobe Docu.Service) regarding the number of supported platforms, see the corresponding presentation in SAP Service Marketplace, at <http://service.sap.com/pam>.

For installation information, consult SAP Service Marketplace at <http://service.sap.com/erp-inst> → *Installation Guides*

For development prerequisites that relate to SAP Interactive Forms by Adobe, see the document Installing ADS on SAP NetWeaver 7.0, located on SAP Service Marketplace at <http://service.sap.com/adobe> → *Media Library* → *Documentation*.

## 5.2.10 SAP Front End GUIs

Different Front End components on client side are available in order to enable system access.

The SAP Frontend EH&S WWI (software component EH&S WWI 3.2), and SAP Frontend EH&S EXPERT (software component EH&S EXPERT 3.2) are needed to enable system access for processes, which address requirements in the area of Environment, Health and Safety.



For more information, see SAP Note [568302](#) (*Current version of EH&S WWI and EH&S Expert*).

SAP Front End GUIs consisting of SAP GUI for JAVA 7.00 and SAP GUI for WINDOWS 7.00 is a universal client for accessing ABAP functions in SAP systems, such as SAP NetWeaver 7.0 systems with usage type AS ABAP. The SAP GUI Family consists of:

- SAP GUI for HTML

SAP GUI for HTML bases on the Internet Transaction Server (ITS). On the server side, ITS is already included in the installation of SAP NetWeaver systems. On the client side, only a suitable browser, such as Internet Explorer 4.01 or above, is required.

- SAP GUI for the Java environment (SAP GUI for Java)

SAP GUI for Java is a generic SAP GUI that covers a variety of platforms.



For more information about the installation of SAP GUI for Java, see SAP Service Marketplace at <http://service.sap.com/instguides> → *SAP Front End Installation Guide*.

- SAP GUI for the Windows environment (SAP GUI for Windows)



The Scenario & Process Component List in SAP Service Marketplace (<http://service.sap.com/sc1>) helps you to find realization alternatives for SAP applications, business scenarios, and processes.

Keep in mind that the component list includes information about server components, but not about Frontend components, such as SAP Front End GUIs.



## 5.2.11 Product Instance SAP NW- Business Explorer (BI)

SAP NW- Business Explorer (BI) consisting of the software component versions:

- SAP GUI FOR WINDOWS 6.40
- BI ADDON FOR WIN GUI 6.40

Software component BI ADDON FOR WIN GUI 6.40 is supporting the following scenario variants for SAP NetWeaver 7.0, and is required for SAP ERP processes, which relate to these scenarios:

- Ad hoc Query and Analysis
- Excel Integration
- Information Broadcasting
- Modeling Business Intelligence Data with SAP NetWeaver Visual Composer
- Query, Reporting, and Analysis

We deliver SAP NW- Business Explorer (BI) as part of SAP GUIs for Windows 6.40 as of Compilation Number 5. For more information about regular patches, see SAP Service Marketplace at <http://service.sap.com/swdc>.



The Scenario & Process Component List in SAP Service Marketplace (<http://service.sap.com/sc1>) helps you to find realization alternatives for SAP applications, business scenarios, and processes.

The component list includes information about server components, but not about front-end components, such as product instance SAP NW – Business Explorer (BI).

## 5.2.12 Product Instance SAP NW- EP Core

As of SAP NetWeaver 7.0 SR2, we have separated usage type Enterprise Portal (EP) into two closely related usage types: EP Core (EPC) and Enterprise Portal (EP). Usage type EPC provides the core portal capabilities available in the former usage type EP. Usage type EP now includes all portal add-on capabilities it provided before, but without the core portal functionality.

As of Support Package 08, SAP ERP 6.0 has been adapted to this change:

- The new product instance SAP NW - EP Core requires product version SAP NetWeaver 7.0, and implements the technical usage SAP NetWeaver 7.0 - EP Core.
- You can fully implement all role-based Work Centers of SAP ERP within product instance SAP NW – EP Core. You can use the function richer usage type Enterprise Portal (SAP NW - Enterprise Portal) as well. However you do not need the latter option for the standard SAP ERP Work Centers.



For more information, see SAP Service Marketplace at <http://service.sap.com/instNW7.0> → *Master Guide SAP NetWeaver 7.0* and SAP Note [982502](#) (EP and EPC usage type).

## 5.2.13 Product Instance SAP NW - Applic. Server Java

Product instance SAP NW – Applic.Server Java corresponds to SAP NetWeaver 7.0 – usage type AS Java. This product instance is the foundation for product instances, such as SAP XSS (Self Services), which require the usage type AS Java.



For more information, see the Master Guide SAP NetWeaver 7.0 on SAP Service Marketplace at <http://service.sap.com/instguidesNW70>, and refer to section 2.1.2 SAP NetWeaver 7.0 Installable Software Units and usage types.

## 5.2.14 Product Instance SAP NW – BI Java

Product instance SAP NW – BI Java corresponds to SAP NetWeaver 7.0 – usage type BI Java. This product instance is required for the installation of the complete functional scope of SAP Strategic Enterprise Management (SAP SEM). SAP NW - BI Java requires AS Java and EPC or EP in the same system. Optionally, you can combine it with other usage types in one system. Scenarios that run on usage type BI Java also require usage types BI and AS ABAP.



For more information, see the Master Guide SAP NetWeaver 7.0 on SAP Service Marketplace at <http://service.sap.com/instguidesNW70>, and refer to section 2.1.2 SAP NetWeaver 7.0 Installable Software Units and usage types.

See also the following SAP Notes: [927530](#), and [1072576](#).

## 5.2.15 SAP Integration for Elster

SAP Integration for Elster is similar to product instance SAP NW - Adapter Engine Engine J2EE PI/XI, and includes the product instance SAP NetWeaver 7.0 – J2EE Adapter Engine (PI/XI), and the software component Elster 2.0. You need software component Elster 2.0 for the data exchange from SAP ERP 6.0 with Tax Authorities.

You use the adapters in the Adapter Engine (PI/XI) together with Elster 2.0 to convert XML-based and HTTP-based messages to the specific protocol and format required by these systems, and the other way around.

## 5.3 Content Instances

SAP ERP includes content instances. These complement the software product instances discussed before; you always install them in addition.

This section describes the content instances for the following product instances of SAP ERP 6.0:

- SAP NW - Business Intelligence
- SAP NW - EP Core
- SAP NW - Process Integration

## 5.3.1 SAP ERP Business Packages (Portal Content)

Product instance SAP NW - EP Core implements the SAP NetWeaver usage type EP Core and always requires the installation of additional Business Packages (product instance Portal Content). Business Packages consist of preassembled portal content that enables your enterprise to complete business tasks. In essence, Business Packages provide predefined portal applications, which you can easily modify to suit your needs.



For more information about the installation of Business Packages, see SAP Service Marketplace at <http://service.sap.com/erp-inst> → SAP ERP 6.0 → SAP ERP Installation Guide.



Before SAP ERP 6.0 was available, certain functions required an external and separate Internet Transaction Server (ITS). As of SAP ERP 6.0, the external Internet Transaction Server is integrated into the SAP NetWeaver 7.0 – usage type Application Server ABAP (internal ITS). Customers who implement a system based on the usage type Application Server ABAP (for example product instance SAP ECC Server), and use ITS-based applications (for example SAP Employee Self Service, or SAP Manager Self Service) must use the internal ITS.

For more information about migration requirements due to this change, see SAP Service Marketplace at <http://service.sap.com/erp-inst> → Upgrade Guide SAP ERP 6.0.

For more information about the internal ITS, see SAP Service Marketplace at <http://service.sap.com/notes> →

- SAP Note [709038](#) (SAP Integrated ITS )
- SAP Note [771196](#) (ESS: ITS conversion PV7I and PV8I)
- SAP Note [197746](#) {Maint. strategy: Internet Transaction Server (ITS)}
- SAP Note [905135](#) (ITS 6.20 logon at system with 7.0 kernel not supported)
- SAP Note [890606](#) (SAP Integrated ITS (ver 7.0)->released with SAP NetWeaver Application Server)

### 5.3.1.1 Business Packages Delivered with SAP ERP

The following tables summarize the Business Packages that are available for SAP ERP application and are included into the SAP ERP 6.0 shipment. These business packages represent the business functionality of the complete key functional area End-User Service Delivery. For more information, see [Section 4.1 - End-User Service Delivery](#).



You install the Business Packages for the new role-based Work Centers of SAP ERP 6.0 with the SAPInst Tool. These Business Packages require that product instance SAP XSS (Self Services) is available in addition to product instance SAP NW - EP Core, whereas the other Business Packages require product instance SAP NW - EP Core only. The installation tool prompts you for the appropriate option.

**Table 54: Business Packages Included to the SAP ERP Shipment**

Component Name and Version	Business Package Name
BP ERP05 BUS UN ANALYST 20 1.0*	Business Package for Business Unit Analyst 2.0
BP ERP05 BUYER 1.0*	Business Package for Buyer
BP_ERP05_DEV_COLLABORATION 1.0*	Business Package for Development Collaboration
BP ERP05 ESS 1.0*	Business Package for Employee Self-Service
BP ERP05 HR ADMINISTRATOR 1.0*	Business Package for HR Administrator
BP ERP05 INT SALES REP 1.0*	Business Package for Internal Sales Representative
BP ERP05 INVOICING CLERK 1.0*	Business Package for Invoicing Clerk
BP ERP05 MAINTENANCE TECH 1.0*	Business Package for Maintenance Technician
BP ERP05 MSS 1.0*	Business Package for Manager Self-Service
BP ERP05 PLANT MGR 20 1.0*	Business Package for Plant Manager 2.0
BP ERP05 PROD SUPERVISOR 1.0*	Business Package for Production Supervisor
BP ERP05 PROJ SELF-SERV 1.0*	Business Package for Project Self-Service
BP ERP05 QUALITY INSPECTOR 1.0*	Business Package for Quality Inspector
BP ERP05 SUPPLIER 1.0*	Business Package for Supplier
BP ERP05 COMMON PARTS 1.0*	Business Package for Common Parts
BP ERP05 SELF-SERV ADMIN 1.0*	Business Package for Self-Service Administrator
BP ERP05 LEARNING 1.0**	Business Package for SAP Learning Solution
BP HIGHER EDUCATION & RES 1.0**	Business Package for Campus Management

\* Role-based Work Centers are new with SAP ERP 6.0

\*\* New Versions of Business Packages for ERP 2004

### 5.3.1.2 Additional Business Packages

You install unchanged Versions of Business Packages for ERP 2004 (Additional Business Packages) separately. SAP ERP includes the listed Business Packages are delivered with. You download unlisted Business Packages from SAP Service Marketplace.

For more information about the import of Business Packages into your system, see SAP Service Marketplace at <http://service.sap.com/notes> → SAP Note [731386](#) (Import of business packages with SAP NetWeaver).

The deployment of these Business Packages requires a system with SAP NetWeaver 7.0 usage type EP without the need to deploy product instance SAP XSS (Self Services).

**Table 55: Additional Business Packages**

Component Name and Version	Business Package Name
BP COMPENSATION SPECIAL. 60.2	Business Package for Compensation Specialists
BP SALES ANALYSIS 60.1	Business Package for Sales Analysis

Component Name and Version	Business Package Name
BP ENV. HEALTH & SAFETY 50.1	Business Package for Environment, Health & Safety*
BP RETAIL 1.0	Business Package for SAP ECC Industry Extension Retail
BP DMS CONNECTOR KM 1.0	Business Package for product instance SAP Easy Document Management
BP CREDIT MANAGEMENT 60.1	Business Package for SAP FSCM – FSCM Server (ABAP)
BP PAYER DIRECT 60.2	Business Package for payment processes
BP PROJ., PORT. & DCOL. 4.0	Business Package for SAP ERP – SAP cProjects

\*You must install Business Package BP PRODUCTS 50.3 before you can install BP ENV. HEALTH & SAFETY 50.1.

The purpose of each of these additional Business Packages is as follows:

- Business Package for Compensation Specialists

This Business Package addresses employees within the HR department with extensive IT and compensation knowledge and helps them perform intermediate to complex tasks relating to job pricing, budgeting, and compensation plans.

- Business Package for Sales Analysis

This Business Package supports you in evaluating your strategic customer relationships. Sales Analysis monitors real revenue from ongoing sales to gain an idea of what additional sales to expect. It bases on reporting functions that have proven effective over many years of experience in planning enterprise resources. The analyses available with this package use critical indicators such as incoming order values or sales results. Typically, these analyses supports your sales managers and their teams.

- Business Package for Environment, Health & Safety

This business package gives you easy access to the most important data for industrial health, and environmental protection in your enterprise. The business package targets the occasional user. This means you can call up the information you require without any previous knowledge of the SAP system and the SAP Environment, Health, and and Safety (EH&S) component.

- Business Package for Business Package for SAP ECC Industry Extension Retail

You need this business package for the Industry Solution Retail (see [Section 2.2.2 Availability of Industry Solutions](#)).

- Business Package for product instance SAP Easy Document Management

This business package is supplementing product instance SAP Easy Document Management.

- Business Package for Credit Management

This business package is supplementing product instance SAP FSCM Server (ABAP), and is delivering the portal content for processes, which use this product instance.

- Business Package for SAP FSCM – FSCM Server (ABAP)

This business package is supplementing product instance SAP FSCM Server (ABAP), and is delivering the portal content for processes, which use this product instance.

- Business Package for SAP ERP – SAP cProjects

This business package is supplementing product instance SAP cProjects, and is delivering the portal content for processes, which use this product instance.

### 5.3.1.3 Download of Business Packages

Software Developers Network (SDN) Portal Content Portfolio has replaced the iView Studio, which you formerly used to download Business Packages. The corresponding address is **sdn.sap.com** → *SAP NetWeaver Platform* → *NW Business Content* → *Portal Content Portfolio*. Here, you can also find information on planned and available BPs and guidelines.

For information about downloading BPs directly, see SAP Service Marketplace at **<http://service.sap.com/swdc>** → *Download* → *Installations and Upgrades* → *Entry by Application Group* → *SAP Application Components* → *SAP ERP* → *SAP ERP 6.0* → *SAP Business Packages*.



Always archive the downloaded BPs locally to ensure that you have access to those releases later.

In addition to the Business Packages, SAP provides a number of tools that customers can use to enhance and customize content, including tools for end users, content administrators, business users with no coding experience and for professional programmers.



- The Installation Guide SAP ERP 6.0 – SR3 is located on SAP Service Marketplace at **<http://service.sap.com/installNW7.0>**.
- For information about the installation of Content Management & Collaboration, see SAP Service Marketplace at **<http://service.sap.com/notes>** → SAP Note [720298](#).
- For more information about business packages, see SAP Service Marketplace at **<http://service.sap.com/ep-content>**.

### 5.3.1.4 SAP xApps Analytics

You use SAP xApps Analytics together with SAP portal roles, and provide a possibility to alter the visual appearance of these roles. From the technical perspective is SAP xApps Analytics described in a meta-model in the SAP Visual Composer. The software generates SAP xApps Analytics based on the definitions of the meta-model. Afterwards it deploys it into the related portal role. SAP delivers meta-models of SAP xApps Analytics as example, and on an as-is basis.

Changes in the role-based Work Center or in the underlying product instances adversely affect both, the meta-model, and the generated coding. It is then required you remove the SAP xApps Analytics from the portal role, and reimplements it. In certain cases it is required to adapt the example meta-model delivered by SAP.



- For more information about the SAP Visual Composer and the Meta Models, see SAP Service Marketplace **<http://service.sap.com/instguidesNW70>**:
  - *Master Guide SAP NetWeaver 7.0*

- o [Section 2.1.2.2 SAP NetWeaver 7.0 – Clients](#)

- For more information about the SAP Visual Composer models, see the installation guide from <http://service.sap.com/SWDC> → Download → Installation and Upgrades → SAP xAPPS → SAP xApps Analytics → SAP xApp Analytics 1.1.

## 5.3.2 Selected Business Packages and Content Instances in Detail

The following section explains business packages and content instance for the following functions:

- SAP Manager Self-Service
- SAP Employee Self-Service
- SAP NetWeaver Business Intelligence (BI Content)

### 5.3.2.1 SAP MSS Business Packages

Before installing the Business Package for Manager Self-Service (SAP MSS), BP ERP 05 MSS 1.0, you should decide on the services that you would like to use. You can combine the work sets and role-based Work Centers of the Business Package for Manager Self Service MSS 60.1 (Java Portal Components/HTMLB) with Business Package for Manager Self-Service 1.0 {Web Dynpro (Java)} in one installation of product instance SAP NW - EP Core.

As of SAP ERP 2004 onwards, SAP offers Web Dynpro-based Self-Services. For SAP ERP 6.0 and the role-based Work Center *Manager*, the development of Web Dynpro-based service is continued. Certain features that were part of the HTMLB-based MSS versions are not or will not be available on Web Dynpro. According to your business needs, you therefore may use some work sets or work centers from the HTMLB version or the Web Dynpro-based version.



We recommend that you to use content from the following Business Packages for Manager Self-Service in SAP ERP 6.0 contexts:

- Business Package for Manager Self-Service 1.0 (Web Dynpro version in SAP ERP 6.0) 1.0
- Business Package for Manager Self-Service MSS 60.1 (Java Portal Components/HTMLB), BP MSS 60.1



If you want to use Web Dynpro-based Self-Services for SAP ERP 6.0, you need to install instance SAP ECC Server (SAP ECC 6.0) on a back-end system.



We have rearranged the content of the Business Package for Manager Self-Service 1.0 is. The new arrangement of the content follows the work center idea. This lets a manager first enter a business area (work center) and then offers the overview applications (for example, status overviews, reports) and then lets the manager choose services related to a specific business area.

The work centers offered in SAP ERP 6.0 are as follows:



- Today - Work overview and applications to start the day
- Team - Applications for all personnel management-related tasks
- Budget - Applications for all budget-related tasks
- Projects - Applications for monitoring projects, including project budgets and procurement of external resource
- Planning - Access to planning applications like Express Planning, Compensation Planning, and Approval

The following table summarizes the existing functionality and work sets of the two MSS Business Packages.

**Table 56: Functionality of the SAP MSS Business Packages in SAP ERP 6.0**

<b>MSS 60.1 - Java Portal Components</b>	<b>MSS (SAP ERP 6.0) 60.1 - Web Dynpro</b>
Overview: Attendance Overview, Phone List, Reminder of Dates	<i>Overview → Today:</i> Universal Worklist to execute work items, Attendance Overview (as of SAP ERP 6.0, available on Web Dynpro), Reminder of Dates (as of SAP ERP 6.0, available on Web Dynpro), Key Figure Monitor (new as of SAP ERP 6.0), Collaboration Launch pad (new as of SAP ERP 6.0).
Attendance: Team Calendar (based on Attendance/Absence infotype information), Attendance Details	<i>Overview → Team:</i> Team Calendar (based on Database of Request), Headcount Reports, Status Overview for Personnel Change Requests, Requisition Requests, Candidate Assessments. From the Services iView, the manager can call the following services that are realized in Web Dynpro (Java) UI technology: Employee Profile (available on Web Dynpro as of SAP ERP 6.0), approve Time Sheet Data (new as of SAP ERP 6.0), maintain Position Requirements (new as of SAP ERP 6.0), create Personnel Change Requests (available since mySAP ERP 2004), create Requisition Requests and Perform Candidate Assessment (available since mySAP ERP 2004), country-specific services for the U.S. in context for Effort Reporting: Create Plan for Employee, Change Plan for Employee, Certify Plan for Employee, Display Plan, Approve Plan (available as of SAP ERP 6.0 on Web Dynpro).
Employee Review: Employee Profile, Team Viewer, Compensation Information, Personnel Development, Employee Documents, Appraisal Overview, Edit Appraisal, Objective Settings and Appraisals	<p><i>Overview → Team:</i> Employee Review (as of SAP ERP 6.0), available as Web Dynpro version, it can be accessed in the Teamwork center. Objective Setting and Appraisals scenario not available on Web Dynpro.</p> <p>Changed Services as part of the Employee Profile:</p> <ul style="list-style-type: none"> <li>• Business Events and Business Details now renamed to Training Activities and Training Details and connected to SAP Learning Solution (LSO 600).</li> <li>• Profile Match up and Recommended Trainings, now renamed as Profile Match up and Required Training Activities and connected to SAP</li> </ul>

MSS 60.1 - Java Portal Components	MSS (SAP ERP 6.0) 60.1 - Web Dynpro
	<p>Learning Solution (LSO 600).</p> <ul style="list-style-type: none"> <li>Appraisals (running against Objective Setting and Appraisals).</li> </ul>
Personnel Change Requests: Eleven processes with JSP forms available	<p><i>Overview → Team:</i> As of mySAP ERP 2004, Personnel Change Requests are available as Interactive Forms based on Adobe software.</p>
Recruiting: Position Overview, Vacancy request, Applicant Tracking - Integrated with HR-Recruitment Component	<p><i>See Overview → Team:</i> As of mySAP ERP 2004, all Recruiting scenarios are integrated with SAP E-Recruiting). Possible scenarios: Create New Requisition Request, Create Candidate Assessment, Status Overviews about Requisition Requests and Candidate Assessments.</p>
Reporting: Report selection based on MDT Customizing (external ITS needed), Business Intelligence Cockpits: Headcount, Overtime and Illness, Skills Management	<p>Analytics (work set renamed): Report selection based on MDT Customizing (internal ITS needed). As of SAP ERP 6.0, new report launch pad to give one central access to reports, Business Intelligence Cockpits: Headcount, Overtime and Illness.</p> <p>Analytics delivered for higher-level managers. It provides access to the elements for which the manager is responsible in the Balanced Scorecard as of SAP ERP 6.0.</p>
Compensation: Compensation Planning and Approval (based on SAP R/3 Release 4.6C), Enterprise Compensation Planning and Approval {as of SAP R/3 Enterprise 4.7 Ext. 2.0, new Compensation Component (ECM)}	<p><i>Planning → Compensation Planning (ECM) and Compensation Approval (ECM):</i> As of SAP ERP 6.0, Compensation Planning and Approval (ECM) available on Web Dynpro.</p>
Quota Planning and Transfer	<p><i>Planning → Express Planning:</i> As of SAP ERP 6.0, Headcount Planning integrated in the Express Planning, which offers access to planning processes that are bundled in a structured offering of planning scenarios. Additionally, Planning Headcount and Transfer Headcount are available separately (since mySAP ERP 2004, available on Web Dynpro).</p>
Position Profile: iView page with position attribute data and can be called from several services	<p><i>Position Profile:</i> iView page with position attribute data and can be called from several services. As of SAP ERP 6.0 it is available as Web Dynpro version.</p> <p><i>Changed iView:</i> As of SAP ERP 6.0, the Vacancy iView does not include the personnel officer, superior and reserved (%) fields, as the iView is now reflecting the recruiting scenario against SAP E-Recruiting.</p>
Organizational Profile: iView page offering insights about the part of the organizational structure the manager is responsible for (organizational unit attributes and qualifications overview within the manager's area of	<p><i>Organizational Profile:</i> iView page offering insights about the part of the organizational structure the manager is responsible for (organizational unit attributes and qualifications overview within the manager's area of responsibility). As of SAP ERP 6.0, it is available as Web Dynpro version.</p>

<b>MSS 60.1 - Java Portal Components</b>	<b>MSS (SAP ERP 6.0) 60.1 - Web Dynpro</b>
responsibility)	
<p>ESS in MSS: Allows the manager to perform self-services on behalf of the employees, for example, delivery of Employee Self-Services with ITS-based ESS services (external ITS needed).</p>	<p><i>Team → Employee Profile → Related Activities:</i> Managers can perform self-services on behalf of their employees directly out of the context of the Employee Profile application As of SAP ERP 6.0, the example delivery of Employee Self-Services uses ESS services that are available on Web Dynpro (no ITS needed).</p>
	<p><i>Overview → Budget:</i> Budget Situation Report</p> <p>From the Services iView, the manager can access services to display the critical variances by profit center, cost center and internal order, and critical line items by profit center, cost center and internal order. The iViews for the cost centers and internal orders are available in WebDynpro since mySAP ERP 2004. They base on Cost Center and Internal Order Accounting (CO-OM-CCA and CO-OM-OPA). The iViews for the profit centers are new for SAP ERP 6.0 and base on Profit Center Accounting for Classic General Ledger (EC-PCA). Internal service requests for correction postings and budget requests are available as Interactive Forms based on Adobe software.</p> <p>In addition, the manager can access the Equipment Monitor, to display the assets, equipment and loans assigned to employees on the cost center. These iViews have been available since mySAP ERP 2004 and base on Fixed Asset Accounting (FI-AA) and Plant Maintenance (PM). Internal service requests for repairs, reassignment and reporting loss are available as Interactive Forms based on Adobe software.</p>
	<p><i>Overview → Projects:</i> Project Dashboard showing key figures for projects selected by the manager and Project Status Report. From the Services iView, the manager can create a new project and find a project. These services require the implementation of cProjects. From the Services iView, the manager can view the budget consumption on projects and orders, and the planned consumption on projects and orders. In addition, the manager can initiate service requests to transfer budget and request budget for projects and orders as Interactive Forms based on SAP Interactive Forms by Adobe. These iViews use the orders and WBS elements (PS) in the Enterprise Core Component. If you use cProjects for project management, the account assignment objects replicate the CProject for accounting purposes in SAP ECC Server. In the case of an implementation with SAP ECC-Server, any internal orders or WBS elements can be displayed here. In this case, you should</p>

MSS 60.1 - Java Portal Components	MSS (SAP ERP 6.0) 60.1 - Web Dynpro
	<p>remove the column cProject from the iViews.</p> <p>The manager can also request external services, view the status of the procurement. Therefore, the manager confirms the rendered service confirms the invoice. These services require the implementation of the process Requesting External Staff in Supplier Relationship Management.</p>
	<p>Planning: List of the planning rounds in which the manager is currently engaged in and a report with the overview of planned data. The list of planning rounds provides access to Express Planning (application that provides structured access to the planning applications (budget and headcount), reports (reference data) and documents (goals and objectives) associated with budgeting). This process is new in SAP ERP 6.0 and product instance SAP ECC Server, plus the implementation, for example, of Cost Center Accounting (CO-OM-CCA) and Headcount (=Quota) Planning in Organizational Management (PA-OM).</p>



The services offered for the Effort Reporting are country-specific services, released for the U.S. only and is only available in English. See [Section 4.1 - End-User Service Delivery](#).

Depending on the work sets and functions, you would like to provide to your managers, you could use the new Web Dynpro-based services available in the Business Package for Manager Self-Service 1.0.

Use the work set of the Business Package for Manager Self-Service 60.1 (Java Portal Components) for the following cases

- The work sets and functions that are not yet available on Web Dynpro
- You want to keep the functionality implemented as it is



You would like to provide the following services to your managers:

- Team Calendar
- Employee Review
- Personnel Change Requests
- Objective Setting and Appraisals

The Team Calendar, the Reporting functionality, and Personnel Change Requests are available on Web Dynpro. In contrast, the Objective Setting and Appraisals functionality is available as Java Portal Component using SAP Business Server Pages (BSP) technology. To provide your managers with the functionality they need, you can create a manager role-based Work Center in EP 6.0 with the Team Calendar and the Reporting work set from the Business Package for Manager Self-Service 1.0. In addition, you use the Objective Setting and Appraisals functionality from the Business Package for Manager Self-Service 60.1 (Java Portal Component). For the Personnel Change Requests, your company decides to keep the Java Server Pages (JSP)-based application for a while that is available as of the Business Package for Manager Self-Service 60.1 (Java Portal Component-based).

The Web Dynpro Components used for the SAP Self-Service applications are part of the Web Dynpro layer that (together with the ABAP layer) the ERP Java Installer delivers.

To use the SAP ERP Human Capital Management (HCM)-based functions of SAP Manager Self-Service, you are required to implement SAP Organizational Management. It is mandatory to maintain staff assignment (organizational units, positions and assigned persons, O-S-P) with manager positions in Organizational Management.



Integration between SAP Organizational Management and Personnel Administration must be active. In addition, you must complete the SAP NetWeaver Portal installation before you start installing the Business Package.



We recommend that you test the portal installation sufficiently before you install the Business Package for Manager Self-Service 1.0 available for SAP ERP 6.0. For more information, see SAP Service Marketplace at <http://service.sap.com/notes> → SAP Note [568576](#).

In particular for SAP Manager – Self Service we recommend a proper sizing. For more information about current sizing and instructions, see SAP Service Marketplace at <http://service.sap.com/sizing> → *Sizing Guidelines* → *Solutions and Platforms*.

### 5.3.2.2 Business Package SAP ESS

As of mySAP ERP 2004, SAP has started to redesign ESS on the Web Dynpro (Java) foundation. With SAP ERP 6.0 and the role-based Work Center Employee, the conversion to ESS Web Dynpro-based services is continued.

Some more seldom used SAP ESS services available on ITS technology are not converted to Web Dynpro technology. For more information about the Strategy on ITS based ESS Services in SAP ERP 6.0, see SAP Note [870126](#) (*ITS based ESS Services in SAP ERP 6.0*).

The table below provides an overview of the components, their combinations, and SAP's upgrade recommendation.

**Table 57: Components of SAP ESS**

ESS Release	SAP R/3 Release	Portal / Menu to access ESS	Business Package from Service Marketplace	Upgrade Recommendation to SAP ERP 6.0 with SAP NW - Enterprise Portal
ESS 4.5	R/3 4.5 including ITS	ESS Menu (PZM1)	Not available	Implement new ESS based on Web Dynpro - Reuse of ITS-based ESS services not recommended
ESS 4.6B	R/3 4.6B	Enterprise Portal 5.0 or	Business package for ESS	Implement new ESS based on

ESS Release	SAP R/3 Release	Portal / Menu to access ESS	Business Package from Service Marketplace	Upgrade Recommendation to SAP ERP 6.0 with SAP NW - Enterprise Portal
	including ITS	ESS Menu (PZM2)	(Release 4.6B)	Web Dynpro - Reuse of ITS-based ESS service not recommended
ESS 4.6C/ESS Enterprise	R/3 4.6C including ITS or R/3 Enterprise including ITS 6.20	Enterprise Portal 6.0 (SAP Web AS 6.20) or ESS Menu (PZM3)	Business package for ESS (Release 4.6C / R/3 Enterprise)	Implement new ESS based on Web Dynpro - Reuse of Standalone ITS-based ESS services not supported {see SAP Note <a href="#">870126</a> (ITS based ESS Services in SAP ERP 6.0)}
ESS mySAP ERP 2004	SAP ECC 5.0 (with ITS 6.20, if ITS-based services are used)	Enterprise Portal 6.0 (on SAP Web AS 6.40)	Business Package for ESS 60.1	Upgrade to SAP ERP 6.0 Reuse of Standalone ITS based ESS services not supported {see SAP Note <a href="#">870126</a> (ITS based ESS Services in SAP ERP 6.0)}



For more information about the upgrade from mySAP ERP 2004 to SAP ERP 6.0 and for more information about downloading, see SAP Service Marketplace at <http://service.sap.com/erp-inst> → SAP ERP 6.0 → Upgrade Master Guide for SAP ERP 6.0.

The following table gives you an overview of the existing SAP ESS services delivered with SAP ERP 6.0 with the appropriate SAP ESS Business Package:

**Table 58: Services of SAP ESS**

Workset	SAP ESS Services
Address Book	Address Book (Who's Who) Change communication and office data including access to Organizational Chart
Working Time	<ul style="list-style-type: none"> <li>• Leave Request</li> <li>• Record Working Time and Release Working Time</li> </ul>

Workset	SAP ESS Services
	<ul style="list-style-type: none"> <li>• Time Statement</li> <li>• Clock-In/Out Correction</li> <li>• Effort Reporting (U.S. – Public Sector)</li> </ul>
Benefits and Payment	<ul style="list-style-type: none"> <li>• Enrollment</li> <li>• Participation Overview</li> <li>• Salary Statement</li> <li>• Total Compensation Statement</li> <li>• Employment and Salary Verification</li> <li>• Value of Entitlement (Germany)</li> <li>• Net Calculation of Monthly Salary (Germany)</li> <li>• Semi-Retirement Simulation (Germany)</li> <li>• Deferred Compensation (Germany)</li> <li>• IR8A (Singapore)</li> <li>• IR8S (Singapore)</li> <li>• Superannuation (Australia)</li> </ul>
Career & Job	Skills Profile Optional: integration of E-Recruiting services
Personal Information	<ul style="list-style-type: none"> <li>• Address</li> <li>• Bank Information</li> <li>• Family Member /Dependent</li> <li>• Personal Data</li> <li>• Personal ID (Asian countries)</li> </ul>
Work Environment	Equipment Card including Repair request
Travel Management	<ul style="list-style-type: none"> <li>• Create Travel Plan</li> <li>• Display and Print Itinerary</li> <li>• My Travel Profile</li> <li>• My Alerts</li> <li>• Create Expense Report</li> <li>• Expense Form as Popup</li> <li>• Credit Card Imports</li> <li>• Cancel Trip</li> <li>• All my Trips &amp; Expenses</li> </ul>
Purchasing (optional)	Optional: Integration of Self-Service Procurement services



Workset	SAP ESS Services
Corporate Information	Example for <i>Code of Business Conduct</i>
Life and Work Events	<ul style="list-style-type: none"> <li>• Example for My First days</li> <li>• Example for Birth / Adoption</li> <li>• Example for Marriage</li> <li>• Example for Divorce</li> <li>• Example for Terminate Employment</li> <li>• Example for Change Employment Status</li> <li>• Example for Benefits (Annual Enrolment)</li> </ul> <p>(All Life and Work Events are based on Guided Procedures and are example processes oriented on US needs)</p>

The Web Dynpro Components of the SAP Self-Service applications founder part of the Web Dynpro layer that, together with the ABAP layer, the SAP Installation Routine delivers.

### 5.3.2.3 BI Content Add-On

Several processes of SAP ERP 6.0 require the installation of BI Content Add-On 7.02, or later versions, which are upward compatible. The BI Content Add-On 7.02 delivers predefined, role-based, and task-oriented information models (Business Content) for installations of product instance SAP NW - Business Intelligence.

SAP Business Content makes relevant information available to specific roles within an enterprise. It provides these users with exactly the information they need to fulfill their daily tasks within their business. SAP provides a comprehensive set of business content to integrate and analyze all relevant information from a variety of sources and across various applications and industries. Business Content supports Measuring and Analyzing, Planning, Monitoring, Controlling and Optimizing. It enables companies to improve business processes and quickly respond to changing market dynamics by providing business information to executives, analysts and information consumers. The wide-range of Business Content enables customers to shorten the implementation time significantly and helps them to create their own analytical applications that best fit their business requirements, for example, by enhancing and adjusting the delivered content.



- For more information, see SAP Service Marketplace at <http://service.sap.com/notes>:
  - SAP Note [847019](#) (Installation and Upgrade to BI\_CONT 7.02)
  - SAP Note [916834](#) (Installation and Upgrade to BI\_CONT 7.03)
  - SAP Note [1172899](#) (Installation and Upgrade to BI\_CONT 7.04)
  - SAP Note [783915](#) (BI Content 7.02: Incompatible changes with release upgrade).

### 5.3.2.4 Product Instance XI Content

The installation of product instance SAP NW – Process Integration requires the installation of an additional content package. All XI content packages for SAP ERP are part of product instance XI content (see table).

Table 59: Content of XI Content

<b>XI Content package</b>	<b>Relevant to processes with SAP ERP 6.0 product instance ....</b>
XI CONTENT BI CONT 7.02	Business Intelligence (BI Content Add-On)
XI CONTENT CCM 2.0/700	SAP Catalog Content Management
XI CONTENT CPRXRPM 4.0	SAP cProjects
XI CONTENT EA-APPL 600	SAP ECC Server - General
XI CONTENT EA-FINSERV 600	SAP ECC Financials
XI CONTENT EA-HR 600	SAP ECC Human Capital Management
XI CONTENT EA-RETAIL 600	SAP ECC Industry Extension Retail
XI CONTENT ECC-DIMP 600	SAP ECC Industry Extension Discrete Industries & Mill Products
XI CONTENT E-FILING GB 1.0	Electronic Tax Declaration Great Britain
XI CONTENT E-FILING NL 1.0	Electronic Tax Declaration The Netherlands
XI CONTENT ELSTER 2.0	Add-On Package ELSTER (Electronic Tax Declaration Germany)
XI CONTENT ERECRUIT 600	SAP e-Recruiting
XI CONTENT FI-CA 600	SAP ECC Industry Extension Contract Accounting
XI CONTENT FINBASIS 600	SAP FSCM Server (ABAP)
XI CONTENT HR 600	SAP ECC Human Capital Management
XI CONTENT HR-XML 1.0	SAP ECC Human Capital Management
XI CONTENT IS-PS-CA 600	Industry Solution Public Sector
XI CONTENT IS-UT 600	SAP ECC Industry Extension Utilities, Waste & Recycling
XI CONTENT IS-OIL 600	Industry Solution SAP for Oil and Gas
XI CONTENT OIL PRA INF 2005	SAP PRA interfaces
XI CONTENT QIE 200	SAP Service and Asset Management
XI CONTENT SAP_ABA 700	SAP NetWeaver 7.0 – General
XI CONTENT SAP_APPL 600	SAP NetWeaver 7.0 – General
XI CONTENT SAP_APPL 500	SAP NetWeaver 7.0 – General
XI CONTENT SAP_APPL 470	SAP NetWeaver 7.0 – General
XI CONTENT SAP_APPL 46C	SAP NetWeaver 7.0 – General
XI CONTENT SAP_APPL 46B	SAP NetWeaver 7.0 – General
XI CONTENT SAP_BASIS 7.00	SAP NetWeaver 7.0 – General
XI CONTENT SEM-BW 600	SAP Strategic Enterprise Management
XI CONTENT SRM SERVER 5.5	SAP SRM Server

## 5.4 Third-Party Software

### SAP ERP Travel Management

Certain Travel Management processes (see [Section 4.8 - Corporate Services](#)) require the following third-party software/SAP product instances to establish links to third-party software:

- Product Instance SAP NW - Process Integration

You use this product instance in Travel Planning process only if it is required to connect external Low Cost Carriers booking systems or Direct Hotel Reservation Systems.

- Galileo Gateway Software: You use this software for Travel Planning. It is mandatory only if Galileo is used.

- Amadeus SAP JRES Bridge Client: You use this software for Travel Planning. It is mandatory only if Amadeus is used.

### SAP Solutions for Mobile Business

The following mobile processes are possible, when installing components of the separate application SAP Solutions for Mobile Business:

- Mobile Asset Management with ERP Backend
- Mobile Self Service for Travel Expenses
- Sales Order with ERP for mobile devices

In addition, it is possible to enhance the SAP ERP process *Recording Time and Labor Data* by mobile functions. For more information, see SAP Service Marketplace at <http://service.sap.com/notes> → SAP Note [951096](#) (Mobile applications availability w/ERP05)

For more information about application Master Guide SAP Solutions for Mobile Business, see SAP Service Marketplace at <http://service.sap.com/instguides> → *SAP Components* → *SAP Solutions for Mobile Business*.

### SAP Solution Extensions

SAP Solution Extensions developed by independent partners integrate easily with SAP software. They offer cross-solution and cross-industry functionality that complement SAP solution capabilities. To ensure the highest quality, SAP tests, validates, approves, and supports partner-developed solutions - assuring you of SAP quality, commitment, and support, and greater return on investment.

You find comprehensive information about the installation and upgrade of SAP Solution Extensions in the SAP Service Marketplace at <http://service.sap.com/instguides> - > *SAP Solution Extensions*.

## 6 Media Information

### Software Components and DVD / CD Structure

This section summarizes the exact location of the required software components on the corresponding DVD(s) and CD(s) shipped with the SAP ERP 6.0 package. If appropriate, references to other sources are also included.



The material numbers of the corresponding DVDs and CDs may change as new updates become necessary. Therefore, make certain that you always use the most recent version of the indicated data carrier(s).

The following tables list the product instances and software components according to whether they belong to SAP ERP 6.0 or SAP Solution Manager.



SAP describes the product instances and software components, including the Media Information, of SAP NetWeaver 7.0 in the Master Guide - SAP NetWeaver 7.0 (see SAP Service Marketplace at <http://service.sap.com/instguidesNW70>).

You find information about the product instances, software components, and Media Information for the SAP Solution Manager in the Master Guide – SAP Solution Manager 7.0 (see SAP Service Marketplace at <http://service.sap.com/instguides>).

Before you attempt to install any of the following components, ensure that you are using the current version of the installation documentation. For SAP NetWeaver 7.0, you can find the relevant guides in SAP Service Marketplace at <http://service.sap.com/instguidesNW70> → *Installation*. For more information about ERP installation guides, see SAP Service Marketplace at <http://service.sap.com/erp-inst> → *SAP ERP 6.0*.



With the different enhancement packages further media is available. Refer to the Media List in the newest enhancement package Master Guide in case you intend to implement an enhancement package.



We recommend that you visit the SAP Software Distribution Center in SAP Service Marketplace at <http://service.sap.com/swdc>. Within the SAP Software Distribution Center, you can download any SAP software component(s) to which your enterprise is entitled. We generate the corresponding authorizations automatically from the licenses. Either to obtain the required software, you download the corresponding files directly (by simply clicking on the file name) or you use the SAP Download Manager.



The SAP ERP 6.0 shipment bases on a defined minimum Support Package Stack. For more information about Support Package stacks, see SAP Service Marketplace at <http://service.sap.com/sp-stacks>. Also, review the corresponding Release and Information Notes (RIN). SAP Note [849887](#) includes all RINs available for SAP ERP.

Table 60: Software Components and DVD/CD Structure

SAP ERP 6.0 Main Product Instances or Components	DVD / CD Label	Description / Additional Information
<p>SAP ERP 6.0 SR3 – SAP ECC Server</p> <p>This includes the Industry and Enterprise Extensions as described in <a href="#">Section 2.2.2.2 – Industry and Enterprise Extensions</a>. The ABAP Add-Ons for SAP SEM, SAP E-Recruiting, SAP Learning Solution Frontend (ABAP) and SAP FSCM Server (FINBASIS) are already contained in the Installation and Upgrade export and do not need to be installed separately.</p>	SAP Business Suite 2005, Installation Master for: SAP NetWeaver 7.0 SR3, SAP ERP 6.0 SR3, SAP CRM 5.0 SR3, SAP SCM 5.0 SR3, SAP SRM 5.0 SR3	The Installation Master is the starting point for installing SAP ECC 6.0 SR3. Also use the Master to install new dialog instances and IGS instances.
	SAP ERP 6.0 SR3, SAP ECC 6.0, SAP Installation Export	Contains required installation files for SAP ECC 6.0 SR3.
	SAP ERP 6.0 SR3, SAP ECC 6.0, SAP Upgrade Master	The Upgrade Master is the starting point for upgrading to SAP ECC 6.0 SR3.
	SAP ERP 6.0 SR3, SAP ECC 6.0, SAP Upgrade Export	Contains required upgrade files for SAP ECC 6.0 SR3.
	SAP ERP 6.0 SR3 Languages	Contains language files for installation and upgrade of SAP ECC 6.0 SR3 in several folders. The delivered languages are DE, EN, FR, IT, PT, DA, ES, FI, NL, NO; SV, CS, EL, HR, HU, PL, SK; AR, BG, RO, SU, SH, SL, TR, UK; JA, KO, TH, ZF, ZH.
	SAP NW 7.0 SR3, Kernel 7.00, <Operating System>	Contains SAP Kernel files for SAP NetWeaver 7.0 SR3 AS ABAP, SAP ECC 6.0 SR3 ABAP system and SAP SRM 5.0 SR3 ABAP system (for installation and upgrade).
	RDBMS <Database>, <Database Version>	Media for database software
<p>SAP ERP 6.0 SR3 ABAP Add-On Instances:</p> <ul style="list-style-type: none"> <li>• SAP SEM (Strategic Enterprise Management)</li> <li>• SAP FSCM – FSCM Server</li> </ul>	<Database>, <Database Documentation>	Database documentation (available for Oracle only)
	SAP ERP 6.0 SR3, ERP Components	The ERP Components DVD contains the ABAP Add-On installations and upgrades for SEM-BW 6.0 (folder SEMBW), FINBASIS 6.0 (folder FINBASIS), E-Recruiting 6.0 (folder ERECRUIT), Learning Solution 6.0 (folder LSO → LSOFE), CPRXRPM (cProject Suite) 4.0 (folder CPROJECTS), Workforce Deployment 1.0 (WFMCore 200 and LCAPPS_2005_700 in folder WORKFORCE_DEPLOYMENT), SAP SRM Server

<b>SAP ERP 6.0 Main Product Instances or Components</b>	<b>DVD / CD Label</b>	<b>Description / Additional Information</b>
(ABAP) including Financial Basis <ul style="list-style-type: none"> <li>• SAP E-Recruiting</li> <li>• SAP Learning Solution Frontend (ABAP part LSOFE)</li> <li>• SAP cProject Suite (including CPRXRPM 4.0, WFMCore 200 and LCAPPS_2005_700)</li> <li>• SAP SRM Server ECC Add-On</li> <li>• SAP Application Platform – IPC</li> <li>• SAP OpenPS for MS Project</li> <li>• SAP Easy Document Management</li> </ul>		Add-On 5.5 (folder SRM_SERVER_ADDON), SAP OpenPS for MS Project (folder OPENPS FOR MS PROJECT), SAP Easy Document Management (folder EASY DOCUMENT MGMT)
	SAP AP 7.00 Add-On Installation based on SAP Basis Release 700	Contains the ABAP Add-on installation and upgrades for SAP AP 7.00
SAP ERP 6.0 SR3 Java Components: <ul style="list-style-type: none"> <li>• SAP XSS (Self Services)</li> <li>• SAP FSCM – Biller Direct</li> <li>• SAP Learning Solution Frontend – Content Player (LSOCP)</li> <li>• SAP XECO (successor of ISA WAS and IPC Web App)</li> <li>• SAP Learning Solution Authoring Environment (LSOAE)</li> <li>• SAP Learning Solution Offline Player (LSOOP)</li> </ul>	SAP Business Suite 2005, Installation Master for: SAP NetWeaver 7.0 SR3, SAP ERP 6.0 SR3, SAP CRM 5.0 SR3, SAP SCM 5.0 SR3, SAP SRM 5.0 SR3	Starting point for installing SAP ERP Java components and most Business Packages from SAP Business Suite 6.0 SR3 Java DVD.
	SAP NETWEAVER 7.0 SR3, Java based Software Components	The SAP NetWeaver 7.0 SR3 Java DVD contains the Java Load and the NW Java usage types.
	SAP Business Suite 2005, Java Components for: SAP ERP 6.0 SR3, SAP CRM 5.0 SR3, SAP SCM 5.0 SR3, SAP SRM 5.0 SR3	The SAP Business Suite 2005 Java DVD contains the installation files for SAP XSS (Self Services) 6.0, SAP FSCM Biller Direct 6.0, SAP Learning Solution Content Player (LSOCP) 6.0, SAP XECO 5.0 (all in folder J2EE_OSINDEP → UT_ERP).
	SAP ERP 6.0 SR3, ERP Components	The ERP Components DVD contains the installation files for the Java components SAP Learning Solution Authors Environment 6.0 (folder LSO → LSOAE), SAP Learning Solution Offline Player 6.0 (folder LSO → LSOOP) and SAP Elster 2.0 (folder ELSTER → ELSTER_2.0).

SAP ERP 6.0 Main Product Instances or Components	DVD / CD Label	Description / Additional Information
<ul style="list-style-type: none"> <li>SAP Elster</li> </ul>	SAP NW 7.0 SR3, Kernel 7.00, <Operating System>	Contains SAP Kernel files for SAP NetWeaver 7.0 SR3 AS Java, SAP ERP 6.0 SR3 Java system (for installation and upgrade).
	RDBMS <Database>, <Database Version>	Media for database software
	<Database>, <Database Documentation>	Database documentation (available for Oracle only)
SAP ERP 6.0 SR3 – SAP XI Content	SAP ERP 6.0 SR3, ERP Components	The ERP Components DVD contains the SAP ERP 6.0 SR3 XI Content in folder XI_CONT.
SAP ERP 6.0 SR3 – Catalog Content Mgmt (SAP CCM)	SAP Catalog Cont. Mgmt. 2.0 Add-On Installation / Upgrade	Contains SRM Add-On Installation of SAP Catalog Content Management 2.0 and XI Content for SAP CCM.
SAP SRM Server 5.50 SR3	SAP Business Suite 2005, Installation Master for: SAP NetWeaver 7.0 SR3, SAP ERP 6.0 SR3, SAP CRM 5.0 SR3, SAP SCM 5.0 SR3, SAP SRM 5.0 SR3	The Installation Master is the starting point for installing SAP SRM 5.0 SR3.
	SAP SRM 5.0 SR3 Installation Export	Contains required installation files for SAP SRM 5.0 SR3.
	SAP SRM 5.0 SR3, SAP Upgrade Master DVD	The Upgrade Master is the starting point for upgrading to SAP SRM 5.0 SR3.
	SAP SRM 5.0 SR3, Upgrade Export DVD	Contains required upgrade files for SAP SRM 5.0 SR3.
	SAP SRM 5.0 SR3, Language DVD	Contains language files for installation and upgrade of SAP SRM 4.0 SR3.
	SAP NW 7.0 SR3, Kernel 7.00, <Operating System>	Contains SAP Kernel files for NetWeaver 7.0 SR3 AS ABAP, SAP ECC 6.0 SR3 ABAP system and SRM 5.0 SR3 ABAP system (for installation and upgrade).
	RDBMS <Database>, <Database Version>	Media for database software
	<Database>, <Database Documentation>	Database documentation (available for Oracle only)
SAP ERP 6.0 SR3 – Portal Content (Business Packages)	SAP Business Suite 2005, Installation Master for: SAP NetWeaver 7.0 SR3, SAP ERP 6.0 SR3, SAP CRM 5.0 SR3, SAP SCM 5.0 SR3, SAP SRM 5.0 SR3	Starting point for installing SAP ERP Java components and most Business Packages from SAP Business Suite 2005 SR3 Java DVD.



SAP ERP 6.0 Main Product Instances or Components	DVD / CD Label	Description / Additional Information
	SAP Business Suite 2005, Java Components for: SAP ERP 6.0 SR3, SAP CRM 5.0 SR3, SAP SCM 5.0 SR3, SAP SRM 5.0 SR3	<p>The Business Packages for SAP ERP 6.0 SR3 can be found in the folder J2EE_OSINDEP → UT_ERP.</p> <p>Some Business Packages (BP_ERP5_HIGHER_EDU_RES 1.0, BP_COMPENSATION_SPECIAL_60.2, BP_SALES_ANALYSIS_60.1, BP_ENV.HEALTH_&amp;_SAFETY_50, and BP PRODUCTS 50.3, etc) are neither included into the shipment, nor in the installation. You need to install them manually {see <a href="#">Section 5.3.1 SAP ERP Business Packages (Portal Content)</a>}.</p>
Documentation for SAP ERP 6.0 SR3 components	SAP ERP 6.0 SR1, SAP ECC 6.0, HTML-Help for Windows, Standard HTML (Plain HTML)	Documentation for SAP ERP 6.0 – SAP ECC (SAP ECC 6.0) in HTML Help for Windows and Standard HTML (Plain HTML)
	ODoc. Project/ Portfolio Mgmt	Documentation for SAP ERP 6.0 SR3 – SAP cProjects (SAP cProject Suite, technical component CPRXRPM 4.0) in HTML Help for Windows and Standard HTML (Plain HTML)
	SAP SRM 5.0 Online Documentation	Documentation for SAP ERP 6.0 SR3 – SAP SRM (SAP SRM 5.0 SR3) in HTML Help for Windows and Standard HTML (Plain HTML)
SAP ENH PACK 3 FOR SAP ERP 6.0	SAP ENH PACK 3 FOR SAP ERP 6.0	SAP enhancement package 3 for SAP ERP 6.0

## 7 References

### 7.1 List of Documents

The following table lists the documentation mentioned in the *Master Guide SAP ERP 6.0*.

**Table 61: Documentation References**

Title	Quick Link/ Path
All SAP ERP-related Component Upgrade (and Migration) Guides	<a href="http://service.sap.com/erp-upgrade">http://service.sap.com/erp-upgrade</a>
Business Analytics	<a href="http://service.sap.com/businessanalytics">http://service.sap.com/businessanalytics</a>
Collaterals and Brochures - upgrade	<a href="http://service.sap.com/upgrade">http://service.sap.com/upgrade</a>
Country Versions SAP ERP Human Capital Management	<a href="http://service.sap.com/erp-hcm">http://service.sap.com/erp-hcm</a>
Download of Portal Content (Business Packages)	<a href="http://service.sap.com/ep-content">http://service.sap.com/ep-content</a>
Download SAP Business Connector	<a href="http://service.sap.com/sbc-download">http://service.sap.com/sbc-download</a>
General Information on SAP ERP	<a href="http://service.sap.com/erp">http://service.sap.com/erp</a>
Globalization and Languages	<a href="http://service.sap.com/globalization">http://service.sap.com/globalization</a>
Globalization Knowledge Base	<a href="http://service.sap.com/gkb">http://service.sap.com/gkb</a>
Hardware Sizing	<a href="http://service.sap.com/sizing">http://service.sap.com/sizing</a>
Industry Solutions - Master Guides, Installation and Upgrade Information	<a href="http://service.sap.com/instguides">http://service.sap.com/instguides</a>
Installation Guides SAP PLM	<a href="http://service.sap.com/plm-inst">http://service.sap.com/plm-inst</a>
Instance SAP NW - Content Server	<a href="http://service.sap.com/contentserver">http://service.sap.com/contentserver</a>
Integrated Business Content	<a href="http://service.sap.com/ibc">http://service.sap.com/ibc</a>
Localization, and country versions	<a href="http://service.sap.com/localization">http://service.sap.com/localization</a>
SAP Business Suite Applications Installation and Upgrade Information	<a href="http://service.sap.com/instguides">http://service.sap.com/instguides</a>
SAP ERP 6.0 - Installation and Upgrade Information	<a href="http://service.sap.com/erp-inst">http://service.sap.com/erp-inst</a>
SAP PLM	<a href="http://service.sap.com/plm">http://service.sap.com/plm</a>
Planning the System Infrastructure	<a href="http://service.sap.com/sysadmin">http://service.sap.com/sysadmin</a>
Preparation of the upgrade decision and the execution of the upgrade project	<a href="http://service.sap.com/erp-upgrade">http://service.sap.com/erp-upgrade</a>
Product Availability Matrix	<a href="http://service.sap.com/pam">http://service.sap.com/pam</a>
Release information	<a href="http://service.sap.com/releasenotes">http://service.sap.com/releasenotes</a>
SAP Best Practices	<a href="http://service.sap.com/bestpractices">http://service.sap.com/bestpractices</a>
SAP Business maps	<a href="http://service.sap.com/businessmaps">http://service.sap.com/businessmaps</a>
SAP Solution Browser	<a href="http://solutionbrowser.erp.sap.fmpmedia.com">solutionbrowser.erp.sap.fmpmedia.com</a>

Title	Quick Link/ Path
SAP GUI Family	<a href="http://service.sap.com/sapgui">http://service.sap.com/sapgui</a>
SAP Help Portal	<a href="http://help.sap.com">help.sap.com</a>
SAP Learning Solution	<a href="http://service.sap.com/learningsolution">http://service.sap.com/learningsolution</a>
SAP NetWeaver 7.0 - Installation and Upgrade Information/ Guides	<a href="http://service.sap.com/instguidesNW70">http://service.sap.com/instguidesNW70</a>
SAP NetWeaver 7.0 usage type Enterprise Portal	<a href="http://service.sap.com/nw-ep">http://service.sap.com/nw-ep</a>
SAP NetWeaver 7.0 usage type Mobile	<a href="http://service.sap.com/mi">http://service.sap.com/mi</a>
SAP NetWeaver Rapid Installer	<a href="http://service.sap.com/nw-ri">http://service.sap.com/nw-ri</a>
SAP Notes	<a href="http://service.sap.com/notes">http://service.sap.com/notes</a>
SAP Online Knowledge Products - Ramp-Up Knowledge Transfer	<a href="http://service.sap.com/rkt">http://service.sap.com/rkt</a>
SAP Platform Information	<a href="http://service.sap.com/platforms">http://service.sap.com/platforms</a>
SAP Software Distribution Center	<a href="http://service.sap.com/swdc">http://service.sap.com/swdc</a>
SAP Solution Manager - Learning Maps	<a href="http://service.sap.com/rkt-solman">http://service.sap.com/rkt-solman</a>
SAP Solution Manager - Learning Maps	<a href="http://service.sap.com/solutionmanager">http://service.sap.com/solutionmanager</a>
SAP Terminology	<a href="http://service.sap.com/sapterm">http://service.sap.com/sapterm</a>
SAP Upgrade Services	<a href="http://service.sap.com/upgrade">http://service.sap.com/upgrade</a>
Software Lifecycle Manager	<a href="http://service.sap.com/slm">http://service.sap.com/slm</a>
Solution Manager Diagnostics	<a href="http://service.sap.com/diagnostics">http://service.sap.com/diagnostics</a>
Strategic Enterprise Management	<a href="http://service.sap.com/sem">http://service.sap.com/sem</a>
Scenario & Process Component List	<a href="http://service.sap.com/scl">http://service.sap.com/scl</a>
Support Package Stacks	<a href="http://service.sap.com/sp-stacks">http://service.sap.com/sp-stacks</a>
System and Network Security	<a href="http://service.sap.com/securityguide">http://service.sap.com/securityguide</a>
System-Administration	<a href="http://service.sap.com/sysadmin">http://service.sap.com/sysadmin</a>
Third-Party Software - Download	<a href="http://service.sap.com/tm-downloads">http://service.sap.com/tm-downloads</a>
Unicode	<a href="http://service.sap.com/Unicode">http://service.sap.com/Unicode</a>

## 7.2 List of SAP Notes

The following table lists all SAP Notes from SAP Service Marketplace at <http://service.sap.com/notes> → <SAP Note>, which are mentioned in this document

**Table 62: Installation-Relevant SAP Notes**

SAP Note Number	Description
<a href="#">186299</a>	Overview: Notes to SEM-BW add-on
<a href="#">197746</a>	Maint. strategy: Internet Transaction Server (ITS)
<a href="#">438520</a>	Overview: Notes on Add-On FINBASIS

SAP Note Number	Description
<a href="#">503907</a>	Release strategy for the LSOFE add-on
<a href="#">529063</a>	Overview: Notes for the Learning Solution add-on
<a href="#">568302</a>	Current version of EH&S WWI and EH&S Expert
<a href="#">568576</a>	Composite SAP note: Manager Self-Service (HR Management)
<a href="#">571530</a>	Availability of SAP Business Connector
<a href="#">631042</a>	Release strategy for Implementation Content (ST-ICO)
<a href="#">640634</a>	KM compatibility package
<a href="#">709038</a>	SAP Integrated ITS
<a href="#">709140</a>	Recommended JDK and VM Settings for the WebAS630/640/7.0
<a href="#">717803</a>	Enhancements to the SAP NetWeaver 04 ERECRUIT 300 Upgrade
<a href="#">720298</a>	Inst. Content Management Collaboration on Web AS 6.40
<a href="#">731386</a>	Import of business packages with SAP NetWeaver
<a href="#">771196</a>	ESS: ITS conversion PV7I and PV8I
<a href="#">783915</a>	Incompatible changes for release upgrade (BI_CONT 702)
<a href="#">805390</a>	SAP Solution Manager is required for all SAP Solutions
<a href="#">809922</a>	ECLViewer 5.1.2 - For usage within cFolders
<a href="#">821788</a>	Value of SAP Solution Manager
<a href="#">824757</a>	Dependencies between SAP ERP component lists
<a href="#">830591</a>	Installing ERECRUIT 600
<a href="#">830592</a>	Enhancements the Basis 700 upgrade with ERECRUIT
<a href="#">830593</a>	Installation of LSOFE 600
<a href="#">830594</a>	Enhancements Upgrade Basis 700 with LSOFE
<a href="#">830595</a>	Installing WFMCORE 200
<a href="#">830596</a>	Enhancements Upgrade Basis 700 with WFMCORE
<a href="#">835169</a>	Additions to the upgrade of Basis 700 with CCM 2.00
<a href="#">835170</a>	Installation of/Delta Upgrade to CCM 200
<a href="#">836200</a>	SAP NetWeaver 7.0: Importing process integration
<a href="#">838002</a>	Add-Ons (non-IS) integrated with SAP ECC 600
<a href="#">838003</a>	Industry Add-Ons integrated with SAP ECC 600
<a href="#">844817</a>	Technical information for the VMC based AP 7.00 engines
<a href="#">847019</a>	BI_CONT 7.02: Installation and Upgrade Information
<a href="#">848412</a>	SAP Application Platform 7.00: add-on installation
<a href="#">849511</a>	FSCM-Biller Direct 6.0: Additional info about security
<a href="#">849512</a>	SAP Biller Direct 6.0 installation note (Java component)
<a href="#">849513</a>	SAP Biller Direct 6.0: Installation (FI-CA component)

SAP Note Number	Description
<a href="#">849515</a>	SAP Biller Direct 6.0: Installation (Component FI-AR)
<a href="#">849887</a>	ERP 6.0: Support Package Stacks Release and Info Note
<a href="#">852008</a>	Release Restrictions for SAP NetWeaver 7.0
<a href="#">852235</a>	Release Restrictions for SAP ERP 6.0
<a href="#">852446</a>	Installation FINBASIS 600 auf SAP NW AS 7.0
<a href="#">852447</a>	Installation SEM-BW 600 auf SAP NW AS 7.0
<a href="#">853050</a>	Restricted platform availability for the JIT Compiler
<a href="#">853692</a>	Installing CPRXRPM 400 on Basis Release 700
<a href="#">853694</a>	Upgrading to SAP Basis Release 700 with CPRXRPM 400
<a href="#">855383</a>	Installation SAP SEM Release 6.0
<a href="#">855455</a>	Setting up IPC if there is no platform support
<a href="#">855534</a>	Embedded NetWeaver Components in ERP
<a href="#">857304</a>	Installation SAP CM SOA in ERP 6.0
<a href="#">858563</a>	SAP Biller Direct 6.0 Note on source code
<a href="#">870126</a>	ITS based ESS Services in ERP 6.0
<a href="#">877008</a>	Composite SAP note about Switch BC Sets
<a href="#">883072</a>	Globalization information on SAP ERP
<a href="#">883948</a>	NW 7.0(2004s): Inst.Add.Java usage types/Software Units
<a href="#">889078</a>	ECI Viewer Security Issues
<a href="#">890606</a>	SAP Integrated ITS (ver 7.0)->released with SAP Web AS 7.0
<a href="#">905135</a>	ITS 6.20 logon at system with 7.0 kernel not supported
<a href="#">916834</a>	Installation and Upgrade to BI_CONT 7.03
<a href="#">925741</a>	Adobe document services (ADS) with nonsupported platforms
<a href="#">927530</a>	BI Java sizing
<a href="#">928729</a>	Combined Upgrade & Unicode Conversion FAQ
<a href="#">951096</a>	Mobile applications availability w/ERP05
<a href="#">954820</a>	Compatibility of SLD in the system landscape
<a href="#">1000291</a>	Automatic Roles
<a href="#">1024326</a>	New Applications for role HR Administrator
<a href="#">1030452</a>	Composite SAP note for Beverage and EA-CP module
<a href="#">1043047</a>	Compatibility of XI/PI in the system landscape
<a href="#">1072576</a>	Frequently Asked Questions: BI Java Support Packages/patches
<a href="#">1093628</a>	SAP ERP 6.0 SR3 - Release Information Note
<a href="#">1117309</a>	Compatibility of Add-Ons vs enhancement packages for ERP 6.0
<a href="#">1172899</a>	Installation and Upgrade to BI_CONT 7.04

SAP Note Number	Description
<a href="#">1172901</a>	SAP SRM Add-On 6.0 for ERP 6.0 EhP4: Installation / Upgrade
<a href="#">1161294</a>	Name chg, SAP Solution Manager 4.0 to Solution Manager 7.0
<a href="#">1164979</a>	SAP NetWeaver 7.0 Embedded Search

## 7.3 Terminology Concept

The following naming conventions are important in the context of SAP ERP Master Guides.

Old Terminology	New Terminology	Remark
mySAP ERP 2005	SAP ERP 6.0	A SAP application, such as SAP ERP is associated to one or more installable product versions
SAP ERP 2005	SAP ERP 6.0	Product Version
SAP ERP Enhancement Package 2005.<n>	SAP enhancement package <n> for SAP ERP 6.0	<n> depicts the enhancement package number
SAP ERP Enhancement Package 2005.<n>.	SAP ENH PACK <n> FOR SAP ERP 6.0	Product Version/ <n> depicts the enhancement package number
SAP ENH PACK <n> FOR SAP ERP 6.0	EHP4 FOR SAP ERP 6.0 EHP4 FOR SAP ERP 6.0/ NW 7.01	Product Versions for Easy Adoption or Continuous Improvement
SAP NetWeaver 2004s	SAP NetWeaver 7.0	
Solution Manager 4.0	Solution Manager 7.0	Renaming as per SAP Note <a href="#">1161294</a> .
Product Instance (Conventional) XI Content	Product Instance XI Content	Those XI content packages, which the software uses for the conventional service enablement with SAP NetWeaver 7.0, are grouped in product instance XI Content. In enhancement package 3 for SAP ERP 6.0, this product instance is named <i>Conventional XI Content</i>
Product Instance ESR 7.10	Product Instance ESR content	In addition, SAP ships the new product instance ESR Content. This includes comparable XI Content software components, used for Service Enablement with ESR based on SAP NetWeaver 7.10. The technical usage XI Content ESR 710 groups ESR Content and XI Content.  Product Instance ESR Content is named Product Instance ESR 7.10 in enhancement package 3 for SAP ERP 6.0

## 7.4 Glossary

The following table explains terminology, which the SAP ERP Master Guides frequently use.

Item	Meaning
SAP enhancement package for SAP ERP (short Enhancement Package)	Mechanism to ship innovations in a nondisruptive way based on a stable core release. Enhancement packages follow a set of rules to ensure that you can install the functions smoothly and quickly without affecting the customers' business processes. New functionality in enhancement packages must be explicitly switched on by the customer to become effective
Stable Core Release	The stable core release of SAP ERP is SAP ERP 6.0. For other Applications in the SAP Business Suite, a different stable core release level could exist. SAP ships innovations to the stable core release by means of enhancement packages. Separate support packages are available for the stable core, which contain only bug fixes but no new functionality
Enterprise Service	An SAP or SAP Partner defined web service. Enterprise Services provide business processes or business process steps that can be used to compose business scenarios while ensuring business integrity and ease of reuse
Product Instance	<p>A group of technically dependent software component versions, which have to be installed and operated on a single logical system/server which:</p> <ul style="list-style-type: none"> <li>• Show the maximum possible distribution of a product version</li> <li>• Smallest elements for designing system landscapes</li> </ul> <p>Example:</p> <ul style="list-style-type: none"> <li>• Version 6.0 of software component SAP ECC is part of the product instance SAP ERP 6.0 – SAP ECC SERVER, where SAP ERP 6.0 depicts the product version.</li> </ul> <p>Specializations:</p> <p>In the enhancement package framework the following specializations are possible:</p> <ul style="list-style-type: none"> <li>• General product instances, such as SAP ECC Server, or SAP NW – EP Core, which you need to install as a complete package.</li> <li>• You install the product instances of type <i>content</i> together with other product instances, where they provide necessary content and preconfigurations. Examples for similar content are the Business Packages (Portal Content), which you install in addition to product instance SAP NW – EP Core.</li> <li>• Product instances of type <i>ABAP product instances</i>, or <i>Java product instances</i>, which bundle different software components from general product instances, as they are required to implement a desired business function</li> </ul>
Product	<p>External/delivery view on SAP's software:</p> <ul style="list-style-type: none"> <li>• Examples: SAP R/3, SAP ERP, enhancement package for</li> </ul>



Item	Meaning
	SAP
Product version	<p>Versioned technical representation of an SAP Product, carrying, among other things, properties such as Add-On product version or stand-alone product version, comprised software components, and product instances.</p> <p>Collection of software component versions, which defines the system landscape required to perform defined business function.</p> <p>The following types of product versions are available:</p> <ul style="list-style-type: none"> <li>• Stand alone product version: Product version than can be used on its own</li> <li>• Add-On product version: You have to install the product instances of the Add-On Product Versions on the corresponding instances of the stand-alone product version</li> </ul> <p>Example:</p> <ul style="list-style-type: none"> <li>• Product version SAP ENH PACK 3 for SAP ERP 6.0 represents enhancement package 3 for SAP ERP 6.0 from the technical perspective. SAP ENH PACK 3 for SAP ERP 6.0 includes all product instances and software components that you require to install the enhancements shipped with enhancement package 3 for SAP ERP 6.0. SAP ENH PACK 3 for SAP ERP 6.0 requires product version SAP ERP 6.0 to function.</li> </ul>
Software Component	<p>Software components represent the technical view on SAP software and are a building block of a product instance. They are used in several product versions.</p> <p>It describes the smallest unit that is delivered, maintained or deployed, and is installed and patched as a whole.</p> <p>Example:</p> <ul style="list-style-type: none"> <li>• SAP ECC 6.0 is part of product instance SAP ECC Server, and includes software component SAP APPL</li> </ul>
Software Component Version	<p>Version or release of a software component.</p> <p>Properties include, for example, availability information, maintenance information, technical dependencies on other software component versions, release information.</p> <p>Examples:</p> <ul style="list-style-type: none"> <li>• SAP BASIS 4.5B, SAP APPL 4.6B</li> </ul>
Business Function	<p>Business meaning assigned to a specific functional enhancement shipped with an enhancement package for SAP ERP 6.0. Business functions describe a set of functions and processes that belong together logically.</p> <p>One or more switches control one Business Function. These switches are assigned to each business function in a predefined state.</p> <p>Example:</p> <ul style="list-style-type: none"> <li>• Business function Local Close is assigned to the Closing Cockpit, which is used to schedule and monitor tasks relating to the generic business process Local Close</li> </ul>

Item	Meaning
ABAP Product Instance	<p>Grouping used to bundle all software components of an enhancement package for SAP ERP, which are installed on a defined general product instance</p> <p>Example:</p> <ul style="list-style-type: none"> <li>ABAP Product Instance Central Applications includes the software component versions EA-APPL 604 and SAP APPL 6.04. You install <i>Central Applications</i> on the general product instance SAP ECC Server. SAP ECC Server consists of other software components as well.</li> <li>In the enhancement package framework: when installing an ABAP product instance within a general product instance, the included software components exchange existing but lower versions of the same software component</li> </ul>
Technical Usage	<p>Technical Usages are assigned to business functions and bundle all product instances and software components that meet the following criteria</p> <ul style="list-style-type: none"> <li>They are required to install the enhancements for that business function,</li> <li>They were shipped with the enhancement package for SAP ERP.</li> </ul> <p>Example:</p> <ul style="list-style-type: none"> <li>Technical Usage HCM - Travel Management includes ABAP Product instance - Human Capital Management (based on SAP ECC Server) and Portal Content (based on Portal Content, requires SAP NW - EP Core), and XI Content (based on XI Content, requires SAP NW - Process Integration)</li> </ul>
Industry Business Function Sets	Industry extensions are grouped by industry business function sets and are activated using the SAP Switch Framework
Enterprise Business Functions	<p>Generic business functions, used by several SAP Industry Solutions.</p> <p>Industry functions delivered in this enhancement package for SAP ERP are active only, if both the industry business function/enterprise business function and the enhancement package for SAP ERP have been activated</p>
Business Process	A business process is a set of activities transforming a defined business input into a defined business outcome
Business Scenario	A sequence of business processes designed to reach key business objectives. A business scenario is either specific to one industry (industry-specific scenario) or applicable to multiple industries (cross-industry scenario)
Generic Business Process	<p>Grouping used to structure SAP ERP from the process point of view</p> <p>You find the grouping by business processes in several deliveries, such as the SAP Solution Manager, and Solution Map.</p> <p>Example:</p> <ul style="list-style-type: none"> <li>SAP ERP 6.0 includes, among other things, the key functional area Financials. Generic business process Local Close belongs to that key functional area</li> </ul>

Item	Meaning
Deployment Scenario	A Deployment Scenario is the representation of a business scenario in a concrete system landscape. It consists of a list of technical components and of a configuration bill of material. It describes the physical shipment of a scenario and considers the various release levels
Process Component List	<p>List of software components and product instances required to install a generic business process or Role-Based Work Center.</p> <p>Example:</p> <p>To implement process Local Close, you require systems with the following product instances (versions):</p> <ul style="list-style-type: none"> <li>• SAP ECC Server</li> <li>• SAP NW – EP Core, including SAP XSS (Self Services) and portal content</li> </ul>
Component wise upgrade	<p>SAP has designed enhancement packages for SAP ERP as Add-On product versions to SAP ERP 6.0.</p> <p>Where applicable, the software components they include are installed in an SAP ERP 6.0 system landscape in such a way that they exchange the older versions of the same software component altered with that enhancement package for SAP ERP</p>
SOA	Service-Oriented Architecture

## 8 The Main SAP Documentation Types

The following diagram provides an overview of the most important documentation types that you need during various phases in the life cycle of an SAP application:

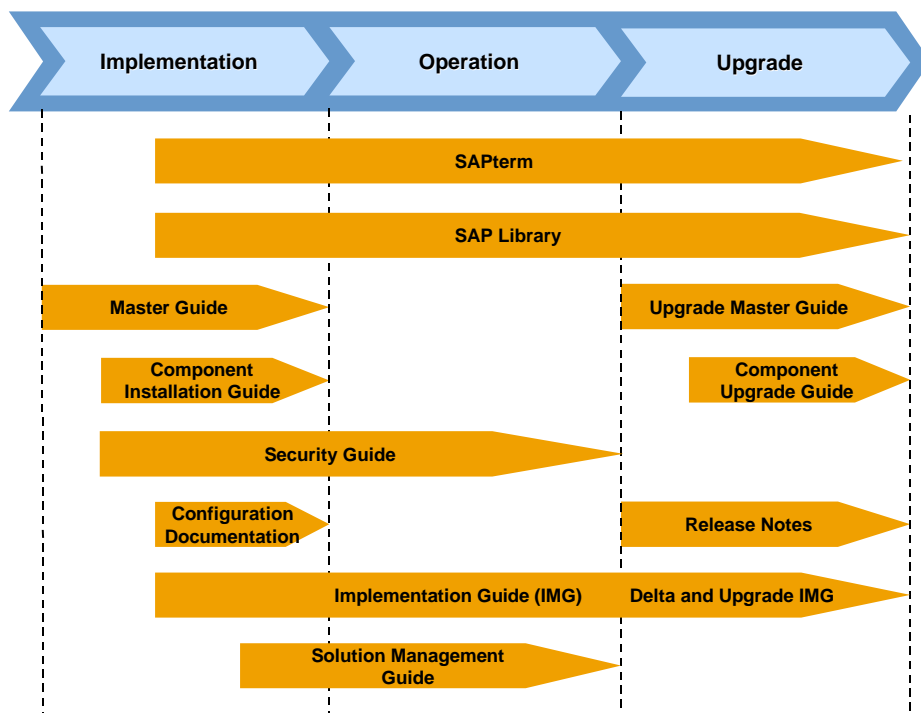


Figure 20: Documentation Types in the Software Life Cycle

## Cross-Phase Documentation

### SAPterm

SAPterm is SAP's terminology database. It contains SAP-specific vocabulary in over 30 languages, as well as many definitions and glossary entries in English and German.

- Target group:
  - Relevant for all target groups
- Current version:
  - Located on SAP Help Portal at [help.sap.com](http://help.sap.com) → *Additional Information* → *Glossary* (direct access) or *Terminology* (as terminology CD)
  - In the SAP-System in transaction STERM.

### SAP Library

SAP Library is a collection of function and process-oriented documentation for SAP components. The SAP Library also contains the description of integrated business content, which enables you to learn more about SAP Business Suite applications.

- Target group:
  - Consultants
  - System administrators
  - Project teams for implementations or upgrades
- Current version:
  - Located on SAP Help Portal at [help.sap.com](http://help.sap.com)
  - Located on SAP Service Marketplace at <http://service.sap.com/ibc>, and at <http://service.sap.com/erp>, but limited to descriptions of integrated business content

### Implementation Guide (IMG)

The Implementation Guide is a tool for configuring the SAP system to meet customer requirements. Its structure and documentation are component-oriented.

- Target group:
  - Application consultants
  - Project teams for implementations or upgrades
- Current version:
  - In the menu of the SAP system under *Tools* → *Customizing* → *IMG*

### Security Guide

The Security Guide describes the settings for a medium security level and offers suggestions for raising security levels. A collective security guide is available for SAP NetWeaver technologies, like SAP NetWeaver Application Server (SAP Web AS). This document contains general guidelines and suggestions about system security. Other technologies and individual applications have a Security Guide of their own.

- Target group:
  - Technology consultants
  - Application consultants
  - Project teams for implementations or upgrades
- Current version:
  - Located on SAP Service Marketplace at <http://service.sap.com/securityguide>

## Implementation

### Master Guide

The Master Guide is the starting point for implementing an SAP application. It lists the SAP components and third-party applications that are required for each Business Scenario. It provides scenario-specific descriptions of preparation, execution and follow-up of an implementation. It also offers references to other documents, such as Component Installation Guides and SAP Notes.

- Target group:
  - Technology consultants
  - System administrators
  - Project teams for implementations
- Current version:
  - Located on SAP Service Marketplace at <http://service.sap.com/instguides> → *SAP Business Suite Solutions* → *SAP ERP*

### Component Installation Guide

The Component Installation Guide describes the technical implementation of an SAP component, taking into account the combinations of operating systems and databases. It does not describe any business-related configuration.

- Target group:
  - Technology consultants
  - Project teams for implementations

- Current version:
  - Located on SAP Service Marketplace at <http://service.sap.com/instguides> → *SAP Business Suite Solutions* → *SAP ERP*

### Configuration Documentation in SAP Solution Manager

SAP Solution Manager is a tool with various functions, one of them being the configuration of SAP applications and Business Scenarios. It contains IMG activities and transactions, as well as documentation. Instead of the configuration documentation in SAP Solution Manager, there may be separate Business Scenario Configuration Guides in SAP Service Marketplace for earlier shipments of the Business Scenarios of an SAP application.

- Target group:
  - Application consultants
  - Project teams for implementations
- Current version:
  - In SAP Solution Manager
  - Located on Service Marketplace at <http://service.sap.com/ibc>

## Production Operation

### Solution Operation Guide

The Solution Operation Guide is the starting point for operating an SAP application. The guide refers users to the tools and documentation needed to carry out various tasks, such as monitoring, backup/restore, master data maintenance, transports and tests. It also refers users to other documents, for example, the SAP Library, the Master Guide, and the Component Management Guides.

- Target group:
  - System administrators
  - Technology consultants
  - Application consultants
  - Project teams for implementations or upgrades
- Current version:
  - Located on SAP Service Marketplace at <http://service.sap.com/instguides> → *SAP Business Suite Solutions* → *SAP ERP*

## Upgrade

### Upgrade Master Guide

The Upgrade Master Guide is the starting point for upgrading the Business Scenarios of an SAP application. It provides scenario-specific descriptions of preparation, execution, and follow-up of an upgrade. It also refers to other documents, such as the Component Upgrade Guides and SAP Notes. Instead of an Upgrade Master Guide, there may be several Business Scenario Upgrade Guides or an Application Upgrade Guide for earlier shipments of the Business Scenarios of an SAP application.

- Target group:
  - Technology consultants

- Project teams for upgrades
- Current version:
  - Located on SAP Service Marketplace at  
<http://service.sap.com/instguides> → *SAP Business Suite Solutions* → *SAP ERP*

### Component Upgrade Guide

The Component Upgrade Guide describes the technical upgrade of an SAP component, taking into account the combinations of operating systems and databases. It does not describe any business-related configuration.

- Target group:
  - Technology consultants
  - Project teams for upgrades
- Current version:
  - Located on SAP Service Marketplace at  
<http://service.sap.com/instguides> → *SAP Business Suite Solutions* → *SAP ERP*

### Release Notes

Release Notes are documents that contain short descriptions of new features or changes in an SAP component since the previous release. Release notes on ABAP developments enable the SAP system to generate delta and upgrade IMGs.

- Target group:
  - Consultants
  - Project teams for upgrades
- Current version:
  - Located on SAP Service Marketplace at  
<http://service.sap.com/releasenotes>
  - In the menu of the SAP system under *Help* → *Release information*