

SAP Event Management 9.2



© Copyright 2017 SAP SE or an SAP affiliate company. Alle Rechte vorbehalten. All rights reserved. Tous droits réservés. Все права защищены.

Weitergabe und Vervielfältigung dieser Publikation oder von Teilen daraus sind, zu welchem Zweck und in welcher Form auch immer, ohne die ausdrückliche schriftliche Genehmigung durch SAP AG nicht gestattet. In dieser Publikation enthaltene Informationen können ohne vorherige Ankündigung geändert werden.

Weitergabe und Vervielfältigung dieser Publikation oder von Teilen daraus sind, zu welchem Zweck und in welcher Form auch immer, ohne die ausdrückliche schriftliche Genehmigung durch SAP AG nicht gestattet. In dieser Publikation enthaltene Informationen können ohne vorherige Ankündigung geändert werden.

Weitergabe und Vervielfältigung dieser Publikation oder von Teilen daraus sind, zu welchem Zweck und in welcher Form auch immer, ohne die ausdrückliche schriftliche Genehmigung durch SAP AG nicht gestattet. In dieser Publikation enthaltene Informationen können ohne vorherige Ankündigung geändert werden.

Weitergabe und Vervielfältigung dieser Publikation oder von Teilen daraus sind, zu welchem Zweck und in welcher Form auch immer, ohne die ausdrückliche schriftliche Genehmigung durch SAP SE oder ein SAP-Konzernunternehmen nicht gestattet.

No part of this publication may be reproduced or transmitted in any form or for any purpose without the express permission of SAP SE or an SAP affiliate company.





SAP and other SAP products and services mentioned herein as well as their respective logos are trademarks or registered trademarks of SAP SE (or an SAP affiliate company) in Germany and other countries. All other product and service names mentioned are the trademarks of their respective companies. Please see www.sap.com/corporate-en/legal/copyright/index.epx#trademark for additional trademark information and notices.

Documentation on the SAP Service Marketplace

You can find this document at the following address: service.sap.com/instguides ↗

Typographic Conventions

Table 1

Example	Description
< >	Angle brackets indicate that you replace these words or characters with appropriate entries to make entries in the system, for example, "Enter your <User Name>".
▶ ▶ ▶	Arrows separating the parts of a navigation path, for example, menu options
Example	Emphasized words or expressions
Example	Words or characters that you enter in the system exactly as they appear in the documentation
Example 	Textual cross-references to an internet address, for example, www.sap.com 
/example	Quicklinks added to the internet address of a homepage to enable quick access to specific content on the Web
123456 	Hyperlink to an SAP Note, for example, SAP Note 123456 
<i>Example</i>	<ul style="list-style-type: none"> Words or characters quoted from the screen. These include field labels, screen titles, pushbutton labels, menu names, and menu options. Cross-references to other documentation or published works
Example	<ul style="list-style-type: none"> Output on the screen following a user action, for example, messages Source code or syntax quoted directly from a program File and directory names and their paths, names of variables and parameters, and names of installation, upgrade, and database tools
EXAMPLE	Technical names of system objects. These include report names, program names, transaction codes, database table names, and key concepts of a programming language when they are surrounded by body text, for example, SELECT and INCLUDE
EXAMPLE	Keys on the keyboard

Document History

Caution

Before you start the implementation, make sure you have the latest version of this document. You can find the latest version on SAP Service Marketplace service.sap.com/instguides .

The following table provides an overview on the most important document changes:

Table 2

Version	Date	Description
1.5	2016-01-21	Revisions for SAP Event Management 9.2 SP05 on - can be used with SAP S/4HANA and is compatible with SAP NetWeaver® 7.50
1.4	2015-04-30	Formal revision for general availability
1.3	2014-11-11	Revisions for SAP Event Management 9.2
1.2	2013-08-13	Revisions for SAP HANA with some minor updates
1.1	2013-05-09	Formal revisions for general availability
1.0	2012-11-09	First version for SAP Event Management 9.0

Content

1	Getting Started	7
1.1	About This Document	7
1.2	Related Information	7
1.3	Important SAP Notes	9
2	SAP Event Management Overview	11
2.1	Introduction to SAP Event Management	11
2.2	SAP Event Management on SAP HANA	12
2.3	SAP Event Management on SAP S/4HANA	13
2.4	Software Units of SAP Event Management	13
	Application Components	13
	Technology Components	14
2.5	Enhancement Package Key Concept	15
2.6	Key Facts About Enhancement Packages	17
2.7	Integration of SAP BusinessObjects	18
2.8	Software Component Matrix	19
2.9	System Landscape	20
2.10	Overall Implementation Sequence	21
3	Business Processes of SAP Event Management	23
3.1	Procurement Processing	23
3.2	Fulfillment Processing	24
3.3	Transportation Processing	25
3.4	Outbound/Inbound Delivery Processing	26
3.5	Production Malfunction Processing	26
4	Solution Wide Topics	28
4.1	SAP Solution Manager	28
4.2	Service-Oriented Architecture (SOA)	28
	Service Enablement	28
	Installation of the Service-Oriented Architecture (SOA)	29
	Related Documentation	30
A	Appendix	31
A.1	List of Documents	31
A.2	List of SAP Notes	31
A.3	Tools and Resources for Planning Your System Landscape	32
	Business Process Repository (BPR) Viewer	34
	Using the BPR Viewer	34


1 Getting Started

1.1 About This Document

This Master Guide provides information about the steps that are required during the implementation of the business scenarios, as follows:

- *Getting Started* contains valuable information about using this document and related information (documentation and SAP Notes) crucial to the installation and upgrade.
- *System Landscape* provides an overview of a possible system landscape and overall implementation information.
- *Business Processes of SAP Event Management* contains the following information for each business process of SAP Event Management:
 - Business process overview
 - Information about the required technical system landscape
- *Software Units of SAP Event Management* contains a short description of the software components that are part of SAP Event Management.
- *Software Component Matrix* provides information about which business processes use which component and whether the corresponding component is mandatory or optional.
- Depending on the specific business process, different installation and master guides are required during the business process implementation. In *References*, you can find an overview of all required documentation referenced in this Master Guide.




i Note

For the most current information about the technical implementation of SAP Event Management and the latest installation and configuration guides, see SAP Service Marketplace at service.sap.com/instguides . We strongly recommend that you use the documents available here. The guides are regularly updated.

1.2 Related Information

The following table contains links to important information for implementing SAP Event Management:

Table 3: List of Related Documentation

Content	Location
Information about technical and release planning issues on SAP components	service.sap.com/pam 
Information about the latest version of installation and upgrade guides for SAP components	service.sap.com/instguides 
Information about SAP Notes	service.sap.com/notes 

Content	Location
Information about released platforms	service.sap.com/platforms ↗
Information about network security and integration – SAP Security Guides	service.sap.com/securityguide ↗
Information about high availability	service.sap.com/ha ↗
Information about creating error messages	service.sap.com/message ↗
Information about performance	service.sap.com/performance ↗
Information about the installation and upgrade of SAP NetWeaver	service.sap.com/instguidesNW ↗
Documentation about this release of SAP Event Management on the SAP Help Portal	help.sap.com/em92 ↗

Related Master Guides

This Master Guide refers to Component Master Guides. The following documents contain detailed information about the relevant components:

Table 4: List of Related Master Guides

Content	Location
SAP NetWeaver	service.sap.com/instguidesNW ↗
SAP Enhancement Package 5 or higher for SAP ERP 6.0	▶ service.sap.com/instguides ↗ ▶ <i>SAP Business Suite Applications</i> ▶ <i>SAP ERP</i> ▶ <i>SAP ERP 6.0</i> ▶ <i>SAP enhancement packages for SAP ERP 6.0</i> ▶ <i>SAP enhancement package <5 or higher> for SAP ERP 6.0</i> ▶
SAP Enhancement Package 2 for SAP Supply Chain Management 7.0	▶ service.sap.com/instguides ↗ ▶ <i>SAP Business Suite Applications</i> ▶ <i>SAP SCM</i> ▶ <i>SAP SCM Server</i> ▶ <i>Using SAP enhancement package 2 for SAP SCM 7.0 Server</i> ▶
SAP Transportation Management 9.2	▶ service.sap.com/instguides ↗ ▶ <i>SAP Business Suite Applications</i> ▶ <i>SAP TM</i> ▶ <i>Using SAP TM 9.2</i> ▶
SAP Enhancement Package 2 for SAP Supply Network Collaboration 7.0	▶ service.sap.com/instguides ↗ ▶ <i>SAP Business Suite Applications</i> ▶ <i>SAP SCM</i> ▶ <i>SAP SNC</i> ▶ <i>Using SAP enhancement package 2 for SAP SNC 7.0</i> ▶
SAP Auto-ID Infrastructure 7.1	▶ service.sap.com/instguides ↗ ▶ <i>SAP Business Suite Applications</i> ▶ <i>SAP SCM</i> ▶ <i>SAP Auto-ID Infrastructure</i> ▶ <i>SAP Auto-ID Infrastructure 7.1</i> ▶

Further Useful Links

The following table lists further useful links on SAP Service Marketplace:

Table 5: List of Further Useful links

Content	Location
SAP Software Download Center (software download and ordering software)	▶ service.sap.com/swdc ↗ ↘
SAP Online Knowledge Products (OKPs) – role-specific Learning Maps	▶ service.sap.com/rkt ↗ ↘

1.3 Important SAP Notes

This section contains important SAP Notes for SAP Event Management.










Caution

Read the SAP Installation Notes before you start the installation. These SAP notes contain the most recent information about the installation, as well as changes to the installation documentation.

Make sure that you have the up-to-date version of each SAP Note, which you can find on SAP Service Marketplace at service.sap.com/notes ↗ .

Table 6

SAP Note	Title
2238445 ↗ ↘	Integration of Supply Chain Execution Platform Applications to SAP S/4HANA, on-premise edition
2065366 ↗ ↘	Release Information Note: SAP Fiori for SAP EM 1.0
2074814 ↗ ↘	SAP Event Management 9.2: Online Documentation Corrections
2035730 ↗ ↘	Implementation recommendations for SAP Event Management 9.2
2050605 ↗ ↘	SAP Event Management 9.2 Installation/Upgrade
1738013 ↗ ↘	TM: Integration with EM, ERP, CRM and EWM - Releases, Enhancement Packages and Support Packages
1846034 ↗ ↘	SAP Visual Business 2.1: Information about patches
2001502 ↗ ↘	SAP Visual Business: Clients for T&L Co-deployment
1874939 ↗ ↘	SAP Business Suite for SAP NetWeaver Hub Systems
1812713 ↗ ↘	Add-on compatibility of SAP NW AS ABAP 7.4 for Suite on HANA
677373 ↗ ↘	Release Information Visibility Processes
811923 ↗ ↘	Generating the SAP Solution Manager Key

SAP Note	Title
1388258 	Version Interoperability Within the SAP Business Suite
839402 	Problems with Non-Unicode System Landscapes
1359215 	Technical Prerequisites for Using Enterprise Services
1224284 	Enterprise Services, Installing and Accessing the SOA Docu
1515223 	SAP NetWeaver Process Integration: Release Recommendation
1556383 	BI Content 705 Delta Upgrade
1678780 	BI_CONT 7.06: Information about installation and upgrade
1321293 	Installation / Upgrade BI_CONT / BI_CONT_XT 7x7
1324838 	Enhancement Package 5 for SAP ERP 6.0: Required SWC

2 SAP Event Management Overview

2.1 Introduction to SAP Event Management

SAP Event Management allows companies to manage processes, inventories, assets, and partners by exception rather than monitoring processes that are running smoothly. It is able to recognize and react to unplanned events in the supply chain, to provide a single point of access for collaborative processes, and to measure business partners' performance.

The application consists of a set of integrated software functions that supports the following business operations: to monitor, notify, adjust, and measure supply chain activities. For these, SAP Event Management is integrated with applications such as SAP ERP, SAP Transportation Management, or third-party applications.

SAP Event Management monitors all relevant events by processing and storing them in the system. A user interface is available that provides a thorough authorization and filter concept. A role-based approach makes it possible to view the same business processes from various points of view.

When an exception occurs, the respective stakeholders can be notified by an alert. Examples of exceptional situations include instances when a specific event is overdue, a specific unexpected event is being reported, or a measurement value is outside the set tolerances. Both manual and automatic exception resolution actions are supported.

Automatic exception resolution is supported by the following actions:

- Triggering processes, such as rescheduling of planned data
- Actions in other systems, for example, updating data in a purchasing document

After the process is completed – or a specific milestone has been reached – the data are transferred to SAP Business Intelligence (SAP BI), where key performance indicators are measured.

This Master Guide for SAP Event Management provides a central starting point for the technical implementation of the following business processes:

- Procurement processing
- Fulfillment processing
- Outbound/inbound delivery processing
- Transportation processing
- Production malfunction processing

Note

For an overview of the complete functionality of SAP Event Management, see the solution map on SAP Service Marketplace at service.sap.com/bmet > *SAP Business Maps* > *Cross-Industry Maps* > *Supply Chain Management*.

Recommendation

The business processes that are presented in this master guide serve as examples of how you can use SAP software in your company. The business processes are only intended as models and do not necessarily run in your customer-specific system landscape the way they are described here. Check your requirements and systems to determine whether these processes can be used productively at your site. Furthermore, we

recommend that you test these processes thoroughly in your test systems to ensure they are complete and free of errors before using them productively.

i Note

This Master Guide provides just one way to implement each business process. This is the implementation valid for SAP Event Management. For other ways to implement business processes, see the Scenario Component List Viewer on SAP Service Marketplace (service.sap.com/scl ↗).

Use the Master Guide to get an overview of SAP Event Management, its software units, and its business processes from a technical perspective. The Master Guide is a planning tool that helps you to design your system landscape. It refers you to the required detailed documentation, consisting mainly of the following:

- Installation guides for single software units
- SAP Notes
- Configuration documentation
- SAP Library documentation

2.2 SAP Event Management on SAP HANA

Since SAP Event Management 9.0 Service Package 03 on, SAP Event Management has been released to run on the SAP HANA database.

Notes

- The release on the SAP HANA database does not imply any functional changes or functional enhancement to SAP Event Management. All scenarios and all functions in SAP Event Management can be used on SAP HANA in the same way as on any other supported database.
- The Object Event Repository is also available on SAP HANA based on SAP Event Management 9.2 Service Package 02, and Auto-ID Infrastructure 7.1 Service Package 11.

Hardware Sizing

As with Event Management in general, precise sizing rules cannot be given for SAP Event Management on SAP HANA due to the overwhelming number of possible configurations. Use the following, as guidelines only, for SAP Event Management on a mid-size 40 CPU server running SAP HANA:


- On the capture side, a capture rate of more than 1000 events per second, based on creating 5 event handlers and processing 50 related event messages per second in a single process
- On the query side, a query rate of 25 queries per second in a single process for a typical SAP Event Management search

Note that, these numbers are indications only rather than guaranteed values. Changes without prior notice are possible due to evolving SAP HANA technology.

2.3 SAP Event Management on SAP S/4HANA

From SAP Event Management 9.2 Service Package 05 on, you can use SAP Event Management to track processes in SAP S/4HANA. In this case SAP Event Management must be installed as a separate instance (side by side approach). Deploying SAP Event Management as an add on for SAP S/4HANA is not supported.

i Note

- All SAP standard scenarios for SAP ERP are also supported for SAP S/4HANA. The same interfaces as for SAP ERP are used in SAP S/4HANA.
- For information on SAP S/4HANA across SAP SCM, see SAP Note [2238445](#) .

2.4 Software Units of SAP Event Management

This section provides additional information about the most important software components of SAP Event Management.

i Note

Only a subset of these components is required for the installation of a specific business process. For a process-specific overview of components, see [Business Processes of SAP Event Management \[page 23\]](#).

2.4.1 Application Components

2.4.1.1 SAP Event Management

SAP Event Management allows companies to manage processes, inventories, assets, and partners by exception rather than monitor processes that are running smoothly. It is able to recognize and react to unplanned events in the supply chain, to provide a single point of access for collaborative processes, and to measure business partners' performance.

SAP Visual Business

SAP Visual Business is a user interface that enables you to visualize data from various sources in interactive geographical applications. SAP Visual Business only runs on Microsoft Windows.

From SAP Event Management 9.0 on, SAP Visual Business can be used to display SAP Event Management data (such as transport execution data) on geographical maps. This enables the maps to be seamlessly integrated into the user interface of SAP Event Management.

To use the Geographical map with SAP Event Management release 9.2, you need to install SAP Visual Business 2.1. After that, implement the following steps:

1. **Customizing Configuration**

You must enter all the details of your map content, for example insert the URL from your map provider. You do this in Customizing under ► *General Settings in SAP Event Management* ► *Geographical Map* ► *Visual Business* ► *Maintain Application Definitions* ►

Define User Profile

Under Geomap Profile, enter your preferred settings. You do this in Customizing under ► *General Settings in SAP Event Management* ► *Event Messages, Status Queries, Web Interface and EM OData Service* ► *Web Interface* ► *Define User Profiles* ►

Certification

If the system asks for certification, install ACF. You do this in Customizing under ► *General Settings in SAP Event Management* ► *Geographical Map* ► *Visual Business* ► *ACF* ► *Maintain Application Definitions* ►

2. Client Installation

For each end-user PC, you must install SAP Visual Business version 2.1.

3. Application Customizing

Optionally, you can further enhance the map implementation, for example change the display colors, in Customizing under ► *Business Add Ins for SAP Event Management* ► *Enhancements for Geographical Map* ► *BAdI: Enhancement for Geographical Map* ►

More Information:

- For more information about installing SAP Visual Business, see the corresponding Installation and Configuration Guide on SAP Service Marketplace at service.sap.com/instguides ►.
- [1846034](#) ► SAP Visual Business 2.1: Overview of patches
- [2001502](#) ► SAP Visual Business clients for Transportation and Logistics

2.4.1.2 SAP ERP – ECC Server

The product instance SAP ERP 6.0 - SAP ECC Server (SAP ERP Central Component) contains the product version SAP ECC 6.0. It is the central component of SAP ERP 6.0, the successor component of SAP ECC 5.0, and thus the successor of the former SAP R/3 releases.

SAP enhancement package 7 or higher for SAP ERP 6.0 Service Package 06 is the supported base release for SAP Event Management 9.2.

For more information, see the SAP ERP Master Guide on SAP Service Marketplace at ► service.sap.com/instguides ► *SAP Business Suite Applications* ► *SAP ERP* ► *SAP ERP 6.0* ► *SAP enhancement packages for SAP ERP 6.0* ► *SAP enhancement package <7 or higher> for SAP ERP 6.0* ►.

2.4.2 Technology Components

2.4.2.1 SAP NetWeaver Usage Type PI (Process Integration)

Based on a native Web infrastructure that leverages open standards, SAP NetWeaver usage type PI (SAP PI) makes it possible to manage the broad diversity of highly heterogeneous components from a multitude of vendors and to run in various technology environments. The integration capabilities capture shared business semantics and act as a mediator between the services and their technical implementations. It includes technical functions,

such as Web service discovery, queuing, mapping, and routing. It also establishes an infrastructure for business process management and high-performance execution within and across organizational boundaries.

Exchange-based process integration removes the problems of direct connections by extracting shared collaboration knowledge. These shared business semantics ease the integration of both external and internal components. Instead of directly coding point-to-point interfaces for each new component, the exchange infrastructure allows instant plug-in of new components once per component. This provides the flexibility needed in today's fast-changing business world, and it reduces integration costs compared to the direct connection approach.

2.5 Enhancement Package Key Concept

We have adapted our major release strategy to better fit your adoption cycle. To ensure that you benefit from new developments and innovations while minimizing the impact on your core operational systems, SAP uses enhancement packages to speed up the delivery of new functions.

With SAP enhancement packages, you can install and activate new functions depending on your business needs without having to perform a system upgrade.

You can selectively implement the new functions and activate the software upon business demand. As a result, you can isolate the impact of software updates and make new functions available faster due to shortened test cycles.

Implementation

There are three different scenarios to implement an enhancement package:

- Installation of an enhancement package on an existing SAP system (update)
- New installation of an SAP system including an enhancement package (installation)
- Upgrade of an SAP system including an enhancement package (upgrade)

To implement new business functions you carry out the following two steps:

- Technical installation of an enhancement package
- Activation of business functions using the switch framework technology

You have a choice on both levels – installation and activation. You do not need to install a full enhancement package. Instead, you can update the software components that are related to the functional enhancements you want to use.

i Note

Keep in mind that you cannot mix the installation of different enhancement package versions in your ABAP-based SAP system. You can have just one enhancement package version in the SAP system.

From a business point of view, functional enhancements are grouped into business functions (BFs). The technical installation of the business functions does not change the system behavior. The new functions are available in the system, but are not active. After the installation, no user interface or process change takes place. You must explicitly activate new functions so that they become visible in the system. As a result, changes are predictable and there are no side effects as only the activated areas change.

With the switch framework technology (transaction SFW5), it is possible to control the activation of new SAP objects in ABAP-based SAP systems. The activation process triggers a background job that automatically performs all changes in the SAP system.

Caution

You cannot reverse most business function once they are activated. Due to technical restrictions, only a limited number of business functions are reversible.

After you have activated a business function, you can see the changes and new developments in the SAP system, for example:

- Menu entries
- New screens
- New fields on the application user interfaces
- IMG activities required for the implementation
- New table entries in Customizing tables and system tables

You can create a transport request with the current settings of the switch framework. You can check functional changes and the impact of an activated business function in advance in the business function documentation.

Recommendation

Test the installation and activation on a sandbox system.

Maintenance

SAP enhancement packages have Support Packages of their own that are equivalent to the Support Package versions of the underlying SAP system. We highly recommend installing the enhancement package in combination with the latest available Support Package stack. This approach reduces installation, modification adjustment, and testing effort. Using this strategy, you can install SAP enhancement packages as a normal maintenance activity together with Support Package stacks.

An enhancement package requires a specific Support Package stack level in the source release SAP system.

Note

If the SAP system is on a lower Support Package stack level, all relevant Support Package stacks for the EHP installation are **automatically included** into the download queue by the Maintenance Optimizer, as well as the latest available Support Packages for the enhancement package.

Tools

The enhancement package installation requires the following tools:

- **SAP Solution Manager**

Note

Use of SAP Solution Manager is **mandatory**.

SAP recommends that you use SAP Solution Manager 7.1, SPS 10 or higher.

For more information, see SAP Service Marketplace at [▶ service.sap.com/solutionmanager ▶](https://service.sap.com/solutionmanager).

Make sure that you have correctly defined and maintained your system landscape in SAP Solution Manager (transaction `SMSY`). To verify and correct your system landscape SAP highly recommends that you use Landscape Verification 1.0 for SAP Solution Manager 7.0, which is an add-on to your SAP Solution Manager 7.0 system. This add-on allows you to identify and correct issues in your SAP Solution Manager landscape (transaction `SMSY`) before they cause problems, for example during a system update. Examples

for errors are a missing connection to the System Landscape Directory or the wrong assignment of products to technical systems. For each type of error, a generic description for the solution is provided.

For more information about the landscape verification add-on, see SDN at ► www.sdn.sap.com/irj/sdn ► [Application Lifecycle Management](#) ► [Technical Enablement](#) ► [Update and Upgrade](#) ► [Related Areas on Upgrade and Update Management](#) ► [Landscape Verification](#) (► www.sdn.sap.com/irj/sdn/alm?rid=/webcontent/uuid/70fc3790-7ec9-2d10-57ad-95b2d0d1185d ►).

➔ Recommendation

Before installing the enhancement package, we recommend that you install the landscape verification add-on to check your landscape setup and your data (transaction SMSY) and to correct data should it be necessary.

- **Installation and Update Tools**

Installation or upgrade tools (depending on your scenario).

The SAP Solution Manager Maintenance Optimizer (transaction `DSWP`) supports the download of a consistent queue that includes all necessary Support Packages and enhancement packages. In addition, SAP Solution Manager calculates a valid import queue for the selected SAP system and generates the enhancement package stack configuration file that you require for the installation.

For the new installation of an SAP system including enhancement package you use the standard installation tool Software Provisioning Manager (SWPM).

To install an enhancement package on an existing SAP system, as well as for the upgrade of an SAP system to a higher release including an enhancement package, you use the Software Update Manager (SUM).

For more information about SWPM and SUM, see the documentation at ► service.sap.com/sltoolset ►.

2.6 Key Facts About Enhancement Packages

The following list summarizes important facts about the enhancement package concept and recommended approaches:

- Install only selected parts of the enhancement package. The selection is driven by the functional need from a business point of view.
- You cannot mix the installation of different enhancement package versions in your ABAP-based SAP system. You can have just one enhancement package version in the SAP system. This means, if you have already updated technical usages to a previous EHP you need to apply the current EHP to those components as well.
- SAP enhancement packages are cumulative, meaning that each new enhancement package includes new innovations of its own as well as all innovations delivered with prior packages.
- We recommend installing the latest available enhancement package version.
- Install enhancement packages and Support Packages in one single step (this includes the preconditioned Support Packages).
- SAP enhancement packages have Support Packages of their own that are equivalent to the Support Package versions of the underlying SAP system.
- SAP enhancement packages have the same maintenance period as the underlying core application.
- The installation of an enhancement package is irreversible.

- As long as you do not activate a business function, the installation of an enhancement package has no impact on existing business processes or user interfaces.

You can only activate business functions in ABAP-based systems, not in Java-based SAP systems.

- The activation of most business functions and extension sets is irreversible. Only a small number of business functions is reversible.

Test the installation process and activation of new functions in advance on a sandbox system. Ensure that you evaluate the runtime and the SAP system behavior, its dependencies and impacts. Make sure that your SAP system is free of errors before going live.

2.7 Integration of SAP BusinessObjects

The integration of SAP BusinessObjects Crystal Reports and SAP BusinessObjects Xcelsius in SAP Business Suite provides you with analysis functions that are integrated in the user interface and processes: Embedded Analytics. Predefined reports and dashboards provide a detailed, graphical, or interactive display of (transaction) data from SAP Business Suite or from SAP NetWeaver BW.

Embedded Analytics contains the following integrations:

- Crystal Reports as an alternative for displaying simple lists in SAP GUI ALV Grid, Web Dynpro ABAP ALV, and POWER list (not in SAP CRM)
- Crystal Reports for the formatted display of data from queries
- Xcelsius for the graphical or interactive display of data from queries in dashboards

Users can call these functions in SAP NetWeaver Business Client, SAP NetWeaver Portal, or SAP CRM.

Technical Requirements

- Crystal Reports for Displaying Simple Lists

You require Crystal Reports Viewer for Business Suite Applications 1.0 or higher. Note the corresponding license terms.

- Crystal Reports with Queries

To display the Crystal Reports provided, you require SAP BusinessObjects Enterprise XI 3.1 (SP02) and SAP BusinessObjects Integration for SAP XI 3.1 (SP02). Note the corresponding license terms for SAP BusinessObjects.

To create your own Crystal Reports, you require Crystal Reports 2008 V1 (SP02). Note the corresponding license terms.

- Xcelsius Dashboards with Queries

To display the Xcelsius dashboards provided, you require Adobe Flash Player version 9. You must also check the license terms for SAP BusinessObjects.

To create your own dashboards, you require SAP BusinessObjects Xcelsius Enterprise 2008 (SP03, FP1). Note the corresponding license terms for SAP BusinessObjects.

For displaying data from queries via the predefined content, the following system requirements also apply:

- SAP NetWeaver 7.0 including enhancement package 2 (SP04) or higher
- SAP NetWeaver 7.0 BI Content Add-On 5 or higher
- Extension for SAP NetWeaver 7.02 BI Content Add-On 5 or higher

More Information

For more information about the different topics, see the information sources in the following table.

Table 7

Topic	Information Source
General Information	SAP Library for SAP ERP or SAP Library for SAP Customer Relationship Management on SAP Help Portal at help.sap.com/erp607 or help.sap.com/crm In SAP Library, choose Processes and Tools for Enterprise Applications > Embedded Analytics .
Installation Information	SAP Help Portal at help.sap.com > Analytics > All Products
Configuration Information	SAP Solution Manager under Solutions/Applications > Basic Configuration > Embedded Analytics
Installation Instructions	SAP Notes 1353044 (<i>Crystal Reports Viewer for Business Suite Applications 1.0</i>) and 1345320 (<i>Crystal Reports with Queries</i>)

2.8 Software Component Matrix

This section provides an overview of the components used by each business process in SAP Event Management.

i Note

There are software requirements for each component below, which are not explicitly mentioned in this documentation. They are documented in the relevant installation guides.

i Note

This Master Guide provides just one way of implementing each business process. This is valid for the implementation of SAP Event Management. For other ways of implementing business processes, see the Scenario Component List Viewer on SAP Service Marketplace at service.sap.com/scl.

Table 8: SAP Event Management as Add-On for SAP ERP

SAP Event Management Business Processes	Key: X = mandatory; (X) = optional; () = not required				
Business Process	SAP Event Management	SAP Supply Chain Management	SAP ECC	SAP Net-Weaver Usage Type BI	SAP Net-Weaver Usage Type PI
Procurement Processing	X		X	(X)	(X)
Fulfillment Processing	X		X	(X)	(X)
Outbound/Inbound Delivery	X		X	(X)	(X)
Transportation Processing	X		X	(X)	(X)
Production Malfunction Processing	X	X ¹⁾	X	(X)	(X)

1) This component is only mandatory as an application system to enable the indicated business process.

i Note

The Transportation Processing business process mentioned here refers to SAP ERP. Additional SAP Event Management scenarios are available for SAP Transportation Management (SAP TM). For further information, see the Master Guide of the corresponding version of SAP TM.

2.9 System Landscape

SAP Event Management can be installed either stand alone or as an add on to one of the back-end applications providing the tracking information. The decision is dependent on the existing or planned system infrastructure and related performance considerations.

SAP Event Management is an add-on of SAP NetWeaver®. You must install SAP Event Management and the appropriate version of SAP NetWeaver® on the same server (that is the same physical machine). SAP NetWeaver® includes the corresponding version of SAP Basis Plug-In which is also required.

You can install SAP Event Management together with other applications on the same server, such as SAP ERP or SAP Transportation Management (SAP TM), provided they run on the same version of SAP NetWeaver® as required by SAP Event Management. Any other application that cannot run on the same version of SAP NetWeaver® as required by SAP Event Management must be installed on a separate server in your system landscape. Also, for performance reasons, it might be recommendable to distribute the other applications across one or more servers. The following is a list of other application versions that are compatible with, and can be installed on, the same server as SAP Event Management 9.2:

- SAP NetWeaver® 7.4 Support Package 08 or alternatively, SAP Event Management 9.2 Service Package 05 and above is compatible with SAP NetWeaver® 7.5 Support Package 01.
- SAP Enhancement Package 7 or higher for SAP ERP 6.0 Service Package 06
- SAP TM 9.2 or higher
- SAP Enhancement Package 2 for SAP Supply Network Collaboration 7.0
- SAP Auto-ID Infrastructure 7.1

i Note

- Any of the applications listed above, except SAP NetWeaver®, can be installed on a separate server if required, for example for performance reasons.
- If you have already installed SAP Supply Chain Management and you want to upgrade to SAP Event Management 9.2, you must first install SAP Enhancement Package 3 or higher for SAP Supply Chain Management 7.0 Service Package 06 or higher.
- **Warning:** if SAP Event Management 9.x is already installed, do not install SAP Supply Chain Management as it would overwrite your installation with an earlier release of SAP Event Management.
- Other applications can be installed on the same server provided they run on the listed version of SAP NetWeaver®.
- We recommend that you use a minimal system landscape for test and demo purposes only. For performance, scalability, high availability, and security reasons, do **not** use a minimal system landscape as your production landscape.
- The latest service pack is always recommended.

The following lists some of the other applications that are compatible with SAP Event Management when installed on:

- SAP Enhancement Package 5 or higher for SAP ERP 6.0
- SAP Enhancement Package 1 for SAP Supply Chain Management 7.0
- For SAP TM refer to SAP Note [1738013](#)

For installation on the SAP HANA database, see [SAP Event Management on SAP HANA \[page 12\]](#).

Note

SAP Visual Business is a user interface that enables you to visualize data from various sources in interactive geographical or three-dimensional applications. From SAP Event Management 9.0 on, SAP Visual Business can be used to display event message and handler data on geographical maps and provide interaction functions. This enables the maps to be seamlessly integrated into the user interface of SAP Event Management. You must install a front-end client before you can use SAP Visual Business. For more information about SAP Visual Business, see the corresponding Installation and Configuration Guide on SAP Service Marketplace at service.sap.com/instguides.

SAP Global Trade Services is required for customs management.

2.10 Overall Implementation Sequence

The following tables describe the overall installation sequence for SAP Event Management.

Caution

Before you start the installation, you **must** know which components and which releases of these components are required for the business scenarios you want to use. We do not recommend installing all components. Only install those components that are required for the business scenarios you want to use.

For more information about the required components, see the software component matrix for each business scenario.

The following installation sequence is valid for SAP Event Management 9.2:

Procedure

Table 9

SAP Event Management		
Step	Action	Remarks
1	Upgrade to or installation of SAP NetWeaver 7.4 Support Package 08	For information about the installation and integration, see service.sap.com/installnw74 .
2	Installation of SAP Event Management 9.2	See SAP Note 2050605 .
3	Install SAP Fiori for SAP EM 1.0	Optional Install on same server as SAP Event Management See SAP Note 2050605 .

i Note

For an overview of the planning and installation information necessary for implementing SAP NetWeaver Identity Management, see the Installation Overview on SAP Help Portal at help.sap.com/nw71 > [SAP NetWeaver Identity Management 7.2](#).

Table 10

BI Server (Optional)	
<p>Installation of enhancement package 2 or 3 for SAP NetWeaver 7.0 usage type BI (when running BI on a separate server to SAP Event Management)</p> <p>i Note</p> <p>If you are running BI on the same server as SAP Event Management, you must upgrade your SAP NetWeaver installation.</p>	<p>For more information, see service.sap.com/installNW73.</p>
<p>BI Content 7.05 or higher</p> <p>In addition the following migrated content is available:</p> <ul style="list-style-type: none">• BI_CONT 7.36 SP02• BI_CONT 7.46 SP02• BI_CONT 7.06 SP04	<p>You can download the BI content for SAP Event Management from SAP Service Marketplace at service.sap.com/swdc > Software Download Center > Installations and Upgrades > A – Z Index > B > BI CONT > SAP NW 7.0 BI CONT ADDON 7.05.</p> <p>For more information, see the following SAP Notes:</p> <ul style="list-style-type: none">• 1321293 Installation / Upgrade BI_CONT / BI_CONT_XT 7x7• 1678780 BI_CONT 7.06: Information about installation and upgrade.

3 Business Processes of SAP Event Management

This section describes visibility processes provided by the SAP Event Management standard, for which detailed descriptions and configuration guides are available in the SAP service market place. Further visibility processes and the related configuration guides are available as part of the SAP Solution Manager content of the applications. This is especially the case for the new visibility processes for SAP Transportation Management (SAP TM), which are described in the scenario configuration guides of SAP TM.

3.1 Procurement Processing

Overview

The procurement visibility process for production materials covers events from purchase order creation to payment, including order acknowledgment, shipping notifications, goods receipt, and invoice functions. This process can be combined with the transportation visibility process to also cover shipment-related events. Role-based access for suppliers and buyers is available. Key Performance Indicators (KPIs) are provided on the supplier cycle time, changes to the purchase order, and the percentage of specific attributes.


Procurement processing in SAP Event Management typically comprises the following activities:

- Purchase requisition
- Payment
- Order acknowledgment
- Shipping notification
- Goods receipt
- Invoice functions

For more information about the setup of the underlying application process, see the Inbound Processing & Receipt Confirmation with Warehouse Management process documentation, for example, in the SAP Solution Manager.

Technical System Landscape

The following software components are either mandatory or optional, as indicated below, for the technical implementation of this process.

The following table provides just one way of implementing the business process. For other combinations, see service.sap.com/scl .


For more information about the minimum release requirements concerning the productive use of the procurement visibility process, see SAP Note [677373](https://support.sap.com/en/notes/677373) .

Table 11: SAP Event Management integration with SAP ERP

Component	Mandatory	Optional
SAP Event Management 9.2	X	
SAP enhancement package 7 or higher for SAP ERP 6.0 Service Package 06 if SAP ERP is installed on same server as SAP Event Management otherwise SAP enhancement package 5 or higher for SAP ERP 6.0	X	
SAP NetWeaver BI		X
SAP NetWeaver PI		X

Table 12

3.2 Fulfillment Processing

Overview

The fulfillment visibility process monitors the delivery process and provides active tracking of the delivery for the customer. Events are reported from within the company as well as by business partners. Follow up activities are triggered in the form of e-mails to the customers if there is a delay. SAP NetWeaver Business Intelligence (SAP NetWeaver BI) may be updated, so the business process can be analyzed. Fulfillment processing covers events from warehouse activities to the point-of-delivery (PoD) at the customer site.

Fulfillment processing in SAP Event Management typically comprises the following activities:

- Warehouse activities
- Monitoring and controlling the delivery process
- Tracking the delivery
- Notification and follow-up

For more information about the setup of the underlying application process, see the Outbound Processing with/ Without Warehouse Management process documentation, for example, in the SAP Solution Manager.

Technical System Landscape

The following software components are either mandatory or optional, as indicated below, for the technical implementation of this process.

The following tables provide just one way of implementing the business process. For other combinations, see service.sap.com/scl.

For more information about the minimum release requirements concerning the productive use of the fulfillment visibility process, see SAP Note [677373](#).

Table 13: SAP Event Management integration with SAP ERP

Component	Mandatory	Optional
SAP Event Management 9.2	X	

Component	Mandatory	Optional
SAP enhancement package 7 or higher for SAP ERP 6.0 Service Package 06 if SAP ERP is installed on the same server as SAP Event Management otherwise SAP enhancement package 5 or higher for SAP ERP 6.0	X	
SAP NetWeaver BI		X
SAP NetWeaver PI		X

3.3 Transportation Processing

Overview

The transportation visibility process is similar to the fulfillment process but concentrates solely on transportation for international inbound and outbound shipments. It covers international sea shipments including customs and road transportation. This visibility process also deals with complex transportation networks using transportation chains.

For more information about the setup of the underlying application process, see the Transportation Execution process documentation, for example, in the SAP Solution Manager.

Technical System Landscape

The following software components are either mandatory or optional, as indicated below, for the technical implementation of this process.

The following table provides just one way of implementing the business process. For other combinations, see service.sap.com/scl.

For more information about the minimum release requirements concerning the productive use of the transportation visibility process, see SAP Note [677373](#).

Table 14: SAP Event Management integration with SAP ERP

Component	Mandatory	Optional
SAP Event Management 9.2	X	
SAP enhancement package 7 or higher for SAP ERP 6.0 Service Package 06 if SAP ERP is installed on the same server as SAP Event Management otherwise SAP enhancement package 5 or higher for SAP ERP 6.0	X	
SAP NetWeaver BI		X
SAP NetWeaver PI		X

3.4 Outbound/Inbound Delivery Processing

Overview

You can use this process to provide visibility throughout outbound delivery processing, based on deliveries and their handling units. It covers events from warehouse activities to the point-of-delivery (PoD) at the customer site. Role-based access for customers (sales executives) and warehouse managers is supported. You have the option of posting the packing and loading events with the help of SAP Auto-ID Infrastructure. Outbound/Inbound delivery processing in SAP Event Management typically comprises the following activities:

- Notification of goods
- Packing
- Loading

For more information about the setup of the underlying application process, see the RFID-Enabled Outbound Processing Without Warehouse Management and RFID-Enabled Inbound Processing and Receipt Confirmation process documentation, for example, in SAP Solution Manager.

Technical System Landscape

The following software components are either mandatory or optional, as indicated below, for the technical implementation of this process. The following table provides just one way to implement the business process. For other combinations, see service.sap.com/scl.

For more information about the minimum release requirements concerning the productive use of this visibility process, see SAP Note [677373](https://support.sap.com/en/notes/677373).

Table 15: SAP Event Management integration with SAP ERP

Component	Mandatory	Optional
SAP Event Management 9.2	X	
SAP enhancement package 7 or higher for SAP ERP 6.0 Service Package 06 if SAP ERP is installed on the same server as SAP Event Management otherwise SAP enhancement package 5 or higher for SAP ERP 6.0	X	
SAP Auto-ID Infrastructure 7.1		X
SAP NetWeaver BI		X
SAP NetWeaver PI		X

3.5 Production Malfunction Processing

Overview

The production malfunction process describes the visibility within production. It covers events from the release of the manufacturing order to the related goods receipt, including machine breakdowns. This process closes the gap between planning and execution by notifying the planner in the event of a machine breakdown, and combines production and plant maintenance-related information. Role-based access for production planners and

supervisors is available. The system provides KPIs on the manufacturing orders affected by a machine breakdown, including rescheduled orders.

For more information about the setup of the underlying application process, see the Manufacturing Execution (Discrete/Repetitive/Process Manufacturing) process documentation, for example, in the SAP Solution Manager.

Technical System Landscape

The following software components are either mandatory or optional, as indicated below, for the technical implementation of this process.

The following table provides just one way of implementing the business process. For other combinations, see service.sap.com/scl.

For more information about the minimum release requirements concerning the productive use of the production malfunction process, see SAP Note [677373](https://support.sap.com/en/notes/677373).

Table 16: SAP Event Management integration with SAP ERP

Component	Mandatory	Optional
SAP Event Management 9.2	X	
SAP enhancement package 7 or higher for SAP ERP 6.0 Service Package 06 if SAP ERP is installed on the same server as SAP Event Management otherwise SAP enhancement package 5 or higher for SAP ERP 6.0	X	
SAP enhancement package 3 or higher for SAP SCM 7.0 Service Package 06 if SAP SCM is installed on the same server as SAP Event Management otherwise SAP enhancement package 2 for SAP SCM 7.0		X
SAP NetWeaver BI		X
SAP NetWeaver PI		X

4 Solution Wide Topics

4.1 SAP Solution Manager

SAP provides the SAP Solution Manager as a highly recommended platform to efficiently support the implementation of your solution. Using SAP Solution Manager significantly accelerates the implementation process and helps you achieve your business goals. At the same time, SAP delivers Support Services based on the business scenarios designed and documented in SAP Solution Manager. Implementation content for your solution may further accelerate the implementation process. For information about availability of content specifically tailored to your solution, see SAP Service Marketplace at service.sap.com/solutionmanager.

i Note

In the installation or upgrade process, an SAP Solution Manager system is required to generate the SAP Solution Manager Key. Without the SAP Solution Manager Key, you cannot continue the installation process. The generation of the required key is implemented into the SAP Solution Manager as of Release 3.2 SP8. For details, see SAP Service Marketplace at service.sap.com/notes, SAP Note [811923](#).

4.2 Service-Oriented Architecture (SOA)

SAP's delivery on SOA (service-oriented architecture) differs from the pure architectural concept of SOA in the delivery of ready-to-use enterprise services. Enterprise services are SAP-defined Web services which provide end-to-end business processes or individual business process steps that can be used to compose business scenarios while ensuring business integrity and ease of reuse. SAP designs and implements enterprise service interfaces to ensure semantic harmonization and business relevance. This section deals with the service-enablement of SAP Business Suite 7.

4.2.1 Service Enablement

The service enablement of SAP Business Suite consists of one or more of the following SAP components:

- **SAP Business Suite 7**

Enterprise services are an integral part of the software components of the SAP Business Suite applications. Enterprise services are the technical interfaces to the functionality available in the business application.

- **SAP NetWeaver PI 7.0 or higher**

SAP NetWeaver Process Integration (SAP NetWeaver PI) is an open integration and application platform that provides tools enabling you to set up a service-oriented architecture for business applications. You can use the platform for providing, discovering, and consuming services, integrating applications using the integration server, and managing business processes. Process integration is required in a runtime environment to consume enterprise services in a mediated scenario.

We recommend that you use the highest version of SAP NetWeaver Process Integration (PI). For more information, see SAP Note [1515223](#) and SAP Note [1388258](#).

i Note

Starting with SAP NetWeaver Process Integration (PI) 7.3, SAP provides a new installation option Advanced Adapter Engine Extended (AEX). Since AEX is based on AS Java alone, it is easier to install and maintain as well as it needs less memory and data storage. Therefore, AEX is a cost-saving option compared to a full installation of SAP NetWeaver PI. For more information about the AEX, enter the phrase *Advanced Adapter Engine Extended* in the documentation of SAP NetWeaver Process Integration at help.sap.com/nw73 and see SAP Note [1573180](#).

i Note

Asynchronous services that are enabled for *Web Services Reliable Messaging (WS-RM)* can be called in a point-to-point communication scenario. Otherwise asynchronous services can only be consumed in a mediated scenario.

- **Enterprise Services Repository**

The Enterprise Services Repository (ES Repository) is the central repository that contains the definition of all enterprise services and models. The ES Repository is shipped with SAP NetWeaver PI and with SAP NetWeaver Composition Environment (CE) starting with SAP NetWeaver PI 7.1 and with SAP NetWeaver CE 7.1. The Enterprise Services Repository is a design time environment that enables you to create and enhance enterprise service definitions.

i Note

In a SAP NetWeaver 7.0x landscape you use the Integration Repository to create and enhance enterprise service definitions.

- **Services Registry**

The Services Registry is shipped with SAP NetWeaver PI and SAP NetWeaver CE starting with SAP NetWeaver PI 7.1 and SAP NetWeaver CE 7.1. The Service Registry is only required for the publication of enterprise service end-points (Web services) that have been configured and activated in the SAP Business Suite.

- **SAP NetWeaver CE 7.1 or higher**

The SAP NetWeaver Composition Environment (SAP NetWeaver CE) provides a robust environment for the design and implementation of composite applications.

The design time environment of SAP NetWeaver CE can be used for the model-driven design and development of composite applications based on enterprise services. SAP NetWeaver CE offers the tools and the environment necessary for running composite applications fast and efficiently in a runtime environment.

4.2.2 Installation of the Service-Oriented Architecture (SOA)

The installation of service interfaces, and therefore the service enablement of SAP Business Suite, consists of one or more of the following phases:

- **Identification of software components and required business functions**

You use the technical data section of the enterprise service documentation to identify the following data for each enterprise service:

- the software component version with which the service was shipped
- the business function(s) required to be activated

- **Identification of technical usages** (relevant for SAP ERP only)

SAP Note [1818596](#) provides a mapping of business functions and software component versions to technical usages. You use this documentation to identify the required technical usages for your list of software component versions and business functions.

- **Installation of the software component ECC-SE** (relevant for SAP ERP only)

The software component ECC-SE contains service implementations for ECC (the ERP Central Component). This component must be explicitly installed if you intend to use enterprise services for ECC functionality. In this case you must also select the technical usage “ESA ECC-SE” during the enhancement package installation.

- **Selection and installation together with the other parts of the enhancement package**

In the enhancement package installation process you must select all the technical usages you have identified for service enablement together with the technical usages you identified for enhanced features in SAP Business Suite. The selected technical usages will install the corresponding software components that contain the enterprise services interfaces and implementations.

- **Import of ESR Content (aka XI Content)** (optional)

To install the content required for the enterprise service definitions you must select the technical usage “XI Content” in the enhancement package installation process. This usage type downloads the content files for SAP NetWeaver PI 7.0 or higher. Unpack the ZIP file and copy the tpz files corresponding to your SAP NetWeaver PI version into the import directory of your Integration Repository (for SAP NetWeaver PI 7.0x) or Enterprise Services Repository (for SAP NetWeaver ES Repository 7.1 or higher). Use the import function to import the content files into the corresponding repository (Integration Repository or Enterprise Services Repository). (Choose **Tools** > **Import Design Objects**)

- **Services Registry** (optional)

The services registry is shipped starting with SAP NetWeaver PI 7.1 and CE 7.1. You must configure the services registry and then publish the enterprise services from the Business Suite application to the registry using the transaction `SOAMANAGER` in the backend.

For further information regarding the SAP NetWeaver PI, CE and ES Repository, refer to the corresponding SAP NetWeaver Installation and Master Guides.

4.2.3 Related Documentation

For more information about the service-oriented architecture (SOA), see the following information sources:

- SCN Community in the SAP Network at scn.sap.com/community/soa (registration required)
- SAP Note [1359215](#): Technical prerequisites for using enterprise services (relevant for *ERP* only)
- SAP note [838402](#): Problems with non-Unicode system landscapes

A Appendix

A.1 List of Documents

The following table contains referenced documentation that is recommended to be considered for installation:

Table 17
















Title	Purpose	Location on SAP Service Marketplace
Installation Guides		
Installation Guide – SAP NetWeaver 7.5	Installing SAP NetWeaver on the SAP Event Management server	▶ service.sap.com/installnw75 ↗]
Installation Guide – SAP NetWeaver 7.4	Installing SAP NetWeaver on the SAP Event Management server	▶ service.sap.com/installnw74 ↗]
Installation Guide - SAP NetWeaver 7.3 Including Enhancement Package 1	Installing the PI Server	▶ service.sap.com/instguides ↗] SAP NetWeaver > SAP NetWeaver PI 7.3]
	Installing the BI Server	▶ service.sap.com/instguides ↗] SAP NetWeaver]
Installation Guide – SAP Solution Manager	Installing Solution Manager	▶ service.sap.com/instguides ↗] SAP Components > SAP Solution Manager]
Master Guides		
SAP NetWeaver		service.sap.com/instguidesNW ↗

A.2 List of SAP Notes

The following table lists the SAP Notes mentioned in this document.

Table 18

SAP Note	Title
2238445 ↗	Integration of Supply Chain Execution Platform Applications to SAP S/4HANA, on-premise edition
2065366 ↗	Release Information Note: SAP Fiori for SAP EM 1.0
2074814 ↗	SAP Event Management 9.2: Online Documentation Corrections
2035730 ↗	Implementation recommendations for SAP Event Management 9.2

SAP Note	Title
2050605 	SAP Event Management 9.2 Installation/Upgrade
1846034 	SAP Visual Business 2.1: Information about patches
2001502 	SAP Visual Business: Clients for T&L Co-deployment
1874939 	SAP Business Suite for SAP NetWeaver Hub Systems
1812713 	Add-on compatibility of SAP NW AS ABAP 7.4 for Suite on HANA
677373 	Release Information Visibility Processes
811923 	Generating the SAP Solution Manager Key
1388258 	Version Interoperability Within the SAP Business Suite
839402 	Problems with Non-Unicode System Landscapes
1359215 	Technical Prerequisites for Using Enterprise Services
1224284 	Enterprise Services, Installing and Accessing the SOA Docu
1515223 	SAP NetWeaver Process Integration: Release Recommendation
1556383 	BI Content 705 Delta Upgrade
1678780 	BI_CONT 7.06: Information about installation and upgrade
1321293 	Installation / Upgrade BI_CONT / BI_CONT_XT 7x7
1324838 	Enhancement Package 5 for SAP ERP 6.0: Required SWC

A.3 Tools and Resources for Planning Your System Landscape

To plan your system landscape, you can use a few tools and resources that are available to you as SAP customer.

Tools

On SAP Service Marketplace, we provide the Business Process Repository (BPR) Viewer to look up descriptions of business scenarios and business processes.

In addition, there are tools in SAP Solution Manager that support you before, during, or after the installation of your SAP product or SAP enhancement package.


These tools include:

Table 19: Tools for Supporting Installations and Upgrades

Tool	Purpose
Solution Manager System Landscape (transaction SMSY)	To model and set up your system landscape
SAP Solution Manager Maintenance Optimizer (transaction DSWP)	To install support packages and SAP enhancement packages
Business Process Repository	To access configuration documentation, links to Customizing activities and master data transactions, specifically tailored for individual business processes, business scenarios, or implementable steps
Business Process Change Analyzer (available with SAP enhancement package 1 for SAP Solution Manager 7.0)	To analyze the effects of transports and support packages as well as activation logs for business functions

i Note

SAP recommends that you use SAP Solution Manager 7.1, SPS 10 or higher.

For more information, see SAP Service Marketplace at [▶ service.sap.com/solutionmanager](https://service.sap.com/solutionmanager) .

SAP Solution Manager: Implementation Content



To get implementation content that supports you during the configuration of your business processes and business scenarios, you need the SAP Solution Manager add-on *Implementation Content* ST-ICO 150_700 (SP38).

Landscape Verification for SAP Solutions Manager

To verify and correct your system landscape SAP highly recommends that you use Landscape Verification 1.0 for SAP Solution Manager 7.0, which is an add-on to your SAP Solution Manager 7.0 system. This add-on allows you to identify and correct issues in your SAP Solution Manager landscape (transaction SMSY) before they cause problems, for example during a system update. Examples for errors are a missing connection to the System Landscape Directory or the wrong assignment of products to technical systems. For each type of error, a generic description for the solution is provided.

For more information about the landscape verification add-on, see SDN at [▶ www.sdn.sap.com/irj/sdn](https://www.sdn.sap.com/irj/sdn)  [Application Lifecycle Management](#) [Technical Enablement](#) [Update and Upgrade](#) [Related Areas on Upgrade and Update Management](#) [Landscape Verification](#)  (www.sdn.sap.com/irj/sdn/alm?rid=/webcontent/uuid/70fc3790-7ec9-2d10-57ad-95b2d0d1185d ).

Planning Guide – SAP Business Suite Landscape Implementation

To get an overview of the necessary steps for planning a system landscape, use the *Planning Guide - SAP Business Suite Landscape Implementation* on SAP Service Marketplace at service.sap.com/instguides  under [▶ SAP Business Suite Applications](#) .

- Examples of reference system landscapes
- Planning tools such as the business process repository
- Deployment options
- Typical implementation process

A.3.1 Business Process Repository (BPR) Viewer

The business process repository viewer (BPR viewer) is a tool on SAP Service Marketplace that allows you to preview the existing business scenarios, business processes that are shipped as part of SAP Solution Manager content. You can make use of the information in SAP Solution Manager during your implementation project by taking the pre-delivered implementation content as the starting point for your project scope. The implementation content is delivered with the following assigned information:

- Description of the business scenario, process, or implementable step
- Configuration content (Customizing activities or configuration documentation)

A.3.2 Using the BPR Viewer

Procedure

Calling Up the BPR Viewer

You can call up the BPR viewer directly using the Internet address implementationcontent.sap.com/bpr. Alternatively, you can also call up the Internet address service.sap.com/bpr first, to see more background information about the BPR viewer and additional material on SAP Service Marketplace.

Working with the BPR Viewer

To call up information about business scenarios, business processes, or implementable steps, navigate the following paths in the BPR viewer:


Table 20

BPR Object	Location
Business scenario	Under <i>Solutions/Applications</i>
Business process	Under <i>Organizational Areas</i>
Implementable step	Under <i>Solutions/Applications</i>

For each business scenario, business process, or implementable step, you can select between different versions that depend on varying components and releases. To display the descriptions of a business scenario, business process, or implementable step, choose the *Documentation* tab page. To display configuration documentation, choose the *Configuration* tab page.

i Note

The BPR Viewer displays all descriptions, but only a selection of the configuration documentation. To view all configuration documentation, install and use SAP Solution Manager at your customer site.



www.sap.com