



Developer Guide | PUBLIC

Document Version: 7.70 PL06 – 2022-02-13

SAP GUI Scripting API

Content

- 1 SAP GUI Scripting API. 5**
- 1.1 Requirements and Remarks. 7
- 1.2 Objects. 9
 - GuiAbapEditor Object. 16
 - GuiApoGrid Object. 30
 - GuiApplication Object 37
 - GuiBarChart Object 47
 - GuiBox Object. 51
 - GuiButton Object. 53
 - GuiCalendar Object 55
 - GuiChart Object. 61
 - GuiCheckBox Object. 65
 - GuiCollection Collection. 68
 - GuiColorSelector Object. 69
 - GuiComboBox Object 72
 - GuiComboBoxControl Object. 76
 - GuiComboBoxEntry Object. 78
 - GuiComponent Object. 79
 - GuiComponentCollection Collection. 80
 - GuiConnection Object. 82
 - GuiContainer Object 84
 - GuiContainerShell Object. 85
 - GuiCTextField Object. 86
 - GuiCustomControl Object 89
 - GuiDialogShell Object. 91
 - GuiDockShell Object. 93
 - GuiEAIViewer2D Object. 96
 - GuiEAIViewer3D Object. 98
 - GuiEnum Object. 101
 - GuiFrameWindow Object. 101
 - GuiGOSShell Object. 108
 - GuiGraphAdapt Object. 110
 - GuiGridView Object. 113
 - GuiHTMLViewer Object. 128
 - GuiInputFieldControl Object. 132
 - GuiLabel Object. 135

GuiMainWindow Object.	142
GuiMap Object.	148
GuiMenu Object.	150
GuiMenubar Object.	152
GuiMessageWindow.	154
GuiModalWindow Object.	157
GuiNetChart Object.	160
GuiOfficeIntegration Object.	163
GuiOkCodeField Object.	166
GuiPasswordField Object.	168
GuiPicture Object.	170
GuiRadioButton Object.	173
GuiSapChart Object.	177
GuiScrollbar Object.	179
GuiScrollContainer Object.	179
GuiSession Object.	181
GuiSessionInfo Object.	196
GuiShell Object.	200
GuiSimpleContainer Object.	202
GuiSplit Object.	205
GuiSplitterContainer Object.	208
GuiStage Object.	211
GuiStatusbar Object.	213
GuiStatusBarLink.	218
GuiStatusPane Object.	219
GuiTab Object.	221
GuiTableColumn Collection.	223
GuiTableControl Object.	225
GuiTableRow Collection.	230
GuiTabStrip Object.	231
GuiTextedit Object.	234
GuiTextField.	239
GuiTitlebar Object.	243
GuiToolbar Object.	244
GuiToolbarControl.	247
GuiTree Object.	251
GuiUserArea Object.	265
GuiUtils Object.	268
GuiVComponent Object.	270
GuiVContainer Object.	275
GuiVHViewSwitch Object.	277

1.3	Events.	280
	Change Event - Additional Remarks.	283
1.4	Enumerations.	286
	GuiComponentType.	286
	GuiErrorType.	287
	GuiEventType.	289
	GuiImageType.	290
	GuiMagicDisplDs.	290
	GuiMessageBoxOption.	303
	GuiMessageBoxResult.	303
	GuiMessageBoxType.	303
	GuiScrollbarType.	304
	GuiTableSelectionType.	304
2	SAP GUI Scripting ROT Entry Helper.	306
2.1	SapGuiAuto Object.	306
3	SAP GUI Scripting ROT Access Helper.	308
3.1	CSapROTWrapper Object.	308

1 SAP GUI Scripting API

Purpose

In SAP R/3 4.6C active elements ("controls") were introduced in SAP GUI and consumed by many applications. Since existing automation approaches at that point of time were not able to handle controls and therefore could no longer be used to automate user interaction with modern applications, SAP GUI Scripting was created.

Examples of affected use cases are:

- Automatic testing of SAP functionality
- Customized front end applications replacing the SAP GUI
- Tools to customize applications on the SAP GUI level -> GuiXT
- E-Learning applications that guide a user through SAP transactions

Integration

Many of the available SAP GUI controls were designed exclusively with user interaction in mind. As their business functionality is closely coupled with the user interface they cannot be instantiated outside the SAP GUI in a batch-like fashion.

We therefore decided not to add the business functionality of the SAP GUI controls to a low-level integration component. Instead the controls run within the SAP GUI, which itself exposes a new interface allowing the automation of tasks.

Features

We developed an object model representing the SAP GUI at runtime as a hierarchy of objects. Most of these expose an interface to an element of the user interface. These interfaces can be used to perform all the actions a user could do with the given element. In addition we offer outgoing interfaces through which an external application can receive notifications about events occurring within the SAP GUI.

The SAP GUI Scripting API is available in SAP GUI for Windows and SAP GUI for Java. However, SAP GUI for Java does not support the complete set of objects / methods / properties available in SAP GUI for Windows. An example is the GuiOfficeIntegration object, which is only available in SAP GUI for Windows ("SAP Desktop Office Integration").

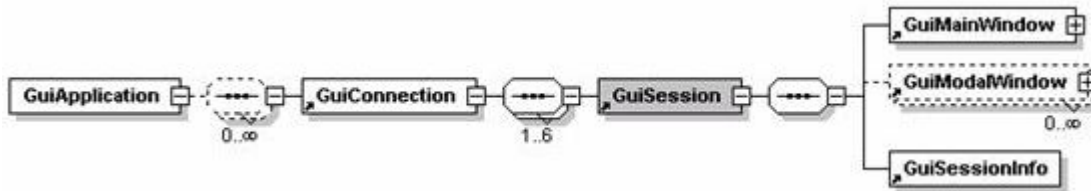
Available uses for the scripting component include

- Listening to the actions a user performs in the SAP GUI and record them as a script
- Running a script that emulates user interaction
- Logging the SAP system information, such as response time

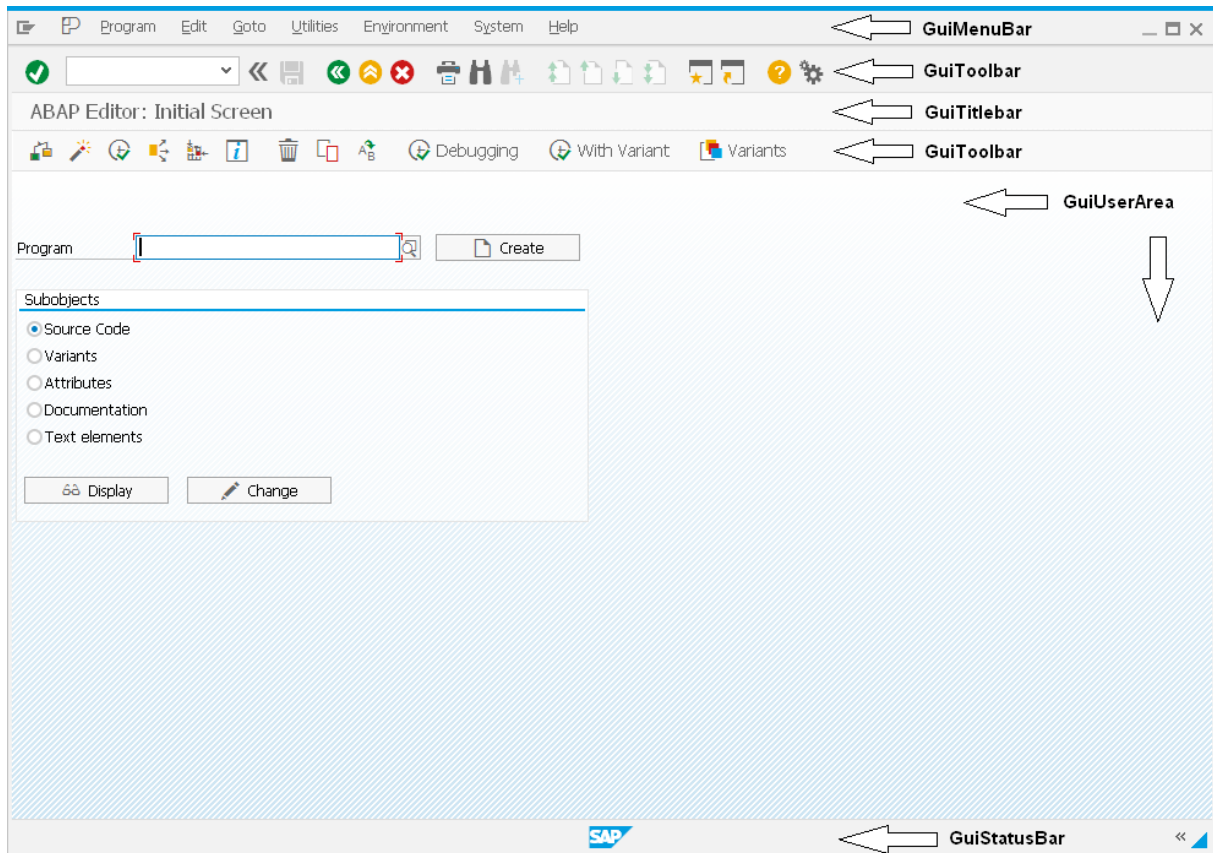
Runtime hierarchy overview

Top level administrative objects

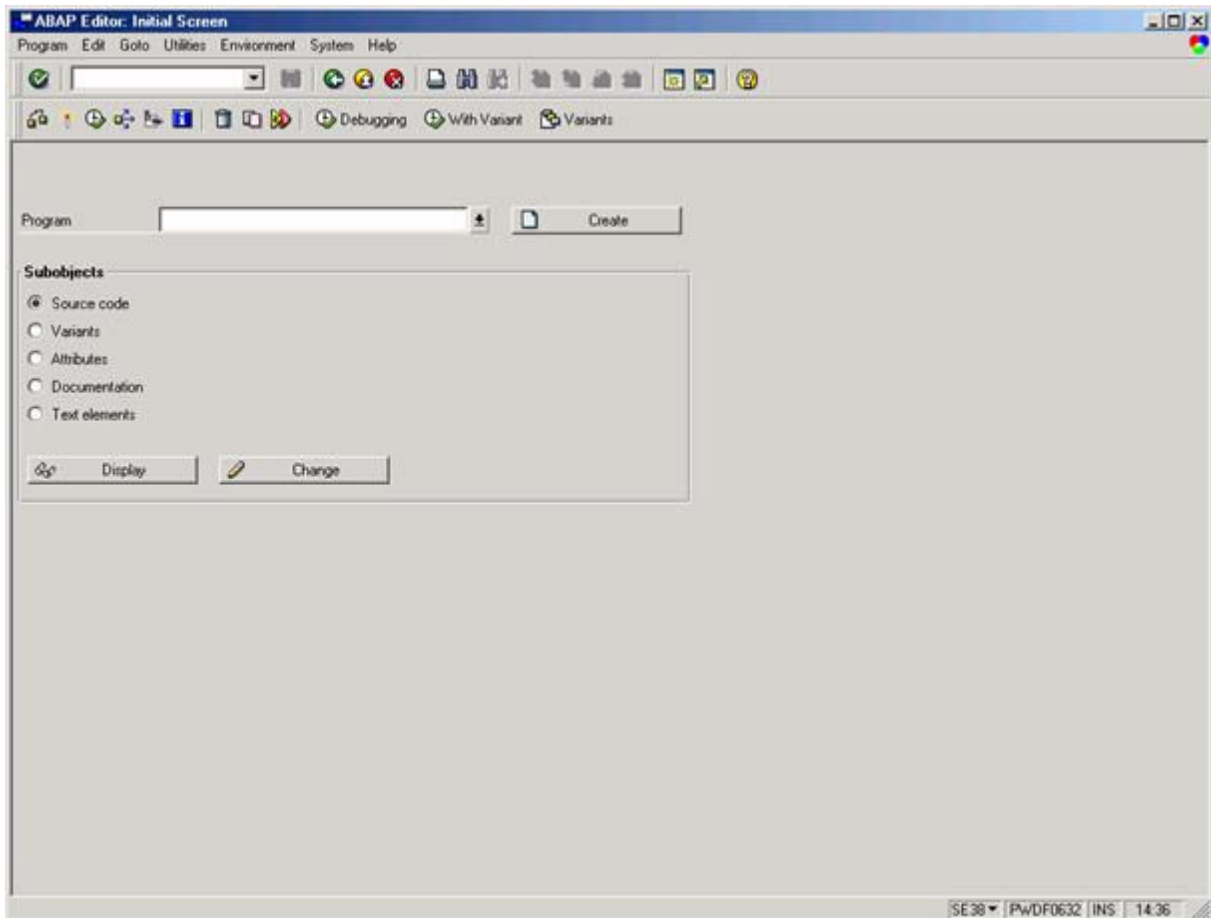
All objects defined in the scripting component's object model are available at runtime as members of a hierarchical tree with the root object being GuiApplication.



The children of the GuiMainWindow are easily identified straightforward.



Please note that the availability of some of these objects depends on the design mode used. The titlebar, for example, is not available in classic design, as can be seen in the following screenshot.



1.1 Requirements and Remarks

SAP System

Scripting support is available for SAP R/3 3.1I, 4.0B, 4.5B, 4.6B, 4.6C, 4.6D, and for all products based on later versions of SAP_BASIS.

For the releases 3.1I to 6.10 ABAP support packages and SAP kernel patches are available to add the support, while they are already part of 6.20 and later releases. SAP Note 480149 lists the required patch levels.

The following settings can be used on server side to enable or restrict the scripting capabilities from server side:

- `sapgui/user_scripting`
- `sapgui/user_scripting_per_user`
- `sapgui/user_scripting_set_readonly`

- `sapgui/user_scripting_disable_recording`
- `sapgui/nwbc_scripting`








You find more information on these settings in the [SAP GUI Scripting Security Guide](#).

SAP GUI

The scripting interface can be installed with the SAP GUI release 6.20 and later releases. This document is based on the current release of SAP GUI for Windows. Some of the functionality described here may be missing in older versions of SAP GUI. Check the documentation belonging to the release you are using.

Remarks

SAP Notes on SAP GUI Scripting

480149 	Describes the ABAP and kernel patch level requirements
587202 	Limitations of SAP GUI Scripting
619459 	SAP GUI Scripting support of SAP applications
692245 	Additional server based security options for Scripting
839115 	Load test with SAP GUI scripting
983990 	SAP GUI Scripting security: Enable Scripting per system user
1441550 	SAP GUI scripting: Sample applications

SAP Support Component for SAP GUI Scripting

- BC-FES-GUI

Siehe auch [SAP GUI Scripting Security Guide](#).

1.2 Objects

Classes

Class Module	Description
GuiAbapEditor Object [page 16]	The GuiAbapEditor object represents the new ABAP editor control available as of SAP_BASIS release 6.20 (see also SAP Note 930742). GuiAbapEditor extends GuiShell.
GuiApoGrid Object [page 30]	The GuiApoGrid object is component, which is similar to GuiGridView, but which contains additional SCM specific functions (used for example in transaction /sapapo/sdp94). GuiApoGrid extends GuiShell.
GuiApplication Object [page 37]	The GuiApplication represents the process in which all SAP GUI activity takes place. If the scripting component is accessed by attaching to an SAPlogon process, then GuiApplication will represent SAPlogon. GuiApplication is a creatable class. However, there must be only one component of this type in any process. GuiApplication extends GuiContainer.
GuiBarChart Object [page 47]	<p>The GuiBarChart is a powerful tool to display and modify time scale diagrams.</p> <p>The object is of a very technical nature. It should only be used for recording and playback, as most of the parameters cannot be determined in any other way. GuiBarChart extends GuiShell.</p>
GuiBox Object [page 51]	A GuiBox is a simple frame with a name. The items inside the frame are not children of the box. GuiBox extends GuiVComponent. The type prefix is box. The name property is the ABAP fieldname.
GuiButton Object [page 53]	GuiButton represents all push buttons that are on dynpros, the toolbar or in table controls. GuiButton extends GuiVComponent. The type prefix is btn, the name property is the fieldname taken from the SAP data dictionary There is one exception: for tabstrip buttons, it is the button id set in screen painter that is taken from the SAP data dictionary.
GuiCalendar Object [page 55]	The calendar control can be used to select single dates or periods of time. GuiCalendar extends GuiShell.
GuiChart Object [page 61]	The GuiChart object is of a very technical nature. It should only be used for recording and playback, as most of the parameters cannot be determined in any other way.

Class Module	Description
GuiCheckBox Object [page 65]	GuiCheckBox extends GuiVComponent. The type prefix is chk, the name is the fieldname taken from the SAP data dictionary.
GuiCollection Collection [page 68]	GuiCollection is similar to GuiComponentCollection, but its members are not necessarily extensions of GuiComponent. It can be used to pass a collection as a parameter to functions of scriptable objects. An object of this class is created by calling the CreateGuiCollection function of the GuiApplication.
GuiColorSelector Object [page 69]	GuiColorSelector displays a set of colors for selection. It extends GuiShell.
GuiComboBox Object [page 72]	The GuiComboBox looks somewhat similar to GuiCTextField, but has a completely different implementation. While pressing the combo box button of a GuiCTextField will open a new dynpro or control in which a selection can be made, GuiComboBox retrieves all possible choices on initialization from the server, so the selection is done solely on the client. GuiComboBox extends GuiVComponent. The type prefix is cmb, the name is the fieldname taken from the SAP data dictionary.
GuiComboBoxControl Object [page 76]	GuiComboboxControl offers a combo box that can be used inside control containers (unlike the Dynpro element represented by GuiComboBox). GuiComboBoxControl extends GuiShell.
GuiComboBoxEntry Object [page 78]	Members of the Entries collection of a GuiComboBox are of type GuiComBoxEntry.
GuiComponent Object [page 79]	GuiComponent is the base class for most classes in the Scripting API. It was designed to allow generic programming, meaning you can work with objects without knowing their exact type.
GuiComponentCollection Collection [page 80]	The GuiComponentCollection is used for collections elements such as the children property of containers. Each element of the collection is an extension of GuiComponent.
GuiConnection Object [page 82]	A GuiConnection represents the connection between SAP GUI and an application server. Connections can be opened from SAPLogon or from GuiApplication's openConnection and openConnectionByConnectionString methods. GuiConnection extends GuiContainer. The type prefix for GuiConnection is con, the name is con plus the connection number in square brackets.
GuiContainer Object [page 84]	This interface resembles GuiVContainer. The only difference is that it is not intended for visual objects but rather administrative objects such as connections or sessions. Objects exposing this interface will therefore support GuiComponent but not GuiVComponent. GuiContainer extends GuiComponent.

Class Module	Description
GuiContainerShell Object [page 85]	A GuiContainerShell is a wrapper for a set of GuiShell objects. GuiContainerShell extends GuiVContainer. The type prefix is shellcont, the name is the last part of the id, shellcont[n].
GuiCTextField Object [page 86]	If the cursor is set into a text field of type GuiCTextField a combo box button is displayed to the right of the text field. Pressing this button is equivalent to pressing the F4 key. The button is not represented in the scripting object model as a separate object; it is considered to be part of the text field. There are no other differences between GuiTextField and GuiCTextField. GuiCTextField extends GuiTextField. The type prefix is ctxt, the name is the Fieldname taken from the SAP data dictionary.
GuiCustomControl Object [page 89]	The GuiCustomControl is a wrapper object that is used to place ActiveX controls onto dynpro screens. While GuiCustomControl is a dynpro element itself, its children are of GuiContainerShell type, which is a container for controls. GuiCustomControl extends GuiVContainer. The type prefix is cntl, the name is the fieldname taken from the SAP data dictionary.
GuiDialogShell Object [page 91]	The GuiDialogShell is an external window that is used as a container for other shells, for example a toolbar. GuiDialogShell extends GuiVContainer. The type prefix is shellcont, the name is the last part of the id, shellcont[n].
GuiEAIViewer2D Object [page 96]	The GuiEAIViewer2D control is used to view 2-dimensional graphic images in the SAP system. The user can carry out redlining over the loaded image. The scripting wrapper for this control records all user actions during the redlining process and reproduces the same actions when the recorded script is replayed. GuiEAIViewer2D extends GuiShell.
GuiEAIViewer3D Object [page 98]	The GuiEAIViewer3D control is used to view 3-dimensional graphic images in the SAP system. GuiEAIViewer3D extends GuiShell.
GuiEnum Object [page 101]	GuiEnum is the base class for some enumerators used in SAP GUI Scripting.
GuiFrameWindow Object [page 101]	A GuiFrameWindow is a high level visual object in the runtime hierarchy. It can be either the main window or a modal popup window. See the GuiMainWindow and GuiModalWindow sections for examples. GuiFrameWindow itself is an abstract interface. GuiFrameWindow extends GuiVContainer. The type prefix is wnd, the name is wnd plus the window number in square brackets.
GuiGOSShell Object [page 108]	The GuiGosShell is only available in New Visual Design mode. GuiGOSShell extends GuiVContainer. The type prefix is shellcont, the name is the last part of the id, shellcont[n].

Class Module	Description
GuiGraphAdapt Object [page 110]	For the graphic adapter control only basic members from GuiShell are available. Recording and playback is not possible.
GuiGridView Object [page 113]	The grid view is similar to the dynpro table control, but significantly more powerful. GuiGridView extends GuiShell.
GuiHTMLViewer Object [page 128]	The GuiHTMLViewer is used to display an HTML document inside SAP GUI. GuiHTMLViewer extends GuiShell.
GuiInputFieldControl Object [page 132]	GuiInputFieldControl offers an input field that can be used inside control containers (unlike the Dynpro element represented by GuiTextField). GuiInputFieldControl extends GuiShell.
GuiLabel Object [page 135]	GuiLabel extends GuiVComponent. The type prefix is lbl, the name is the fieldname taken from the SAP data dictionary.
GuiMainWindow Object [page 142]	This window represents the main window of an SAP GUI session. GuiMainWindow extends GuiFrameWindow.
GuiMap Object [page 148]	For the map control only basic members from GuiShell are available. Recording and playback is not possible.
GuiMenu Object [page 150]	A GuiMenu may have other GuiMenu objects as children. GuiMenu extends GuiVContainer. The type prefix is menu, the name is the text of the menu item. If the item does not have a text, which is the case for separators, then the name is the last part of the id, menu[n].
GuiMenubar Object [page 152]	Only the main window has a menubar. The children of the menubar are menus. GuiMenubar extends GuiVContainer. The type prefix and name are mbar.
GuiMessageWindow [page 154]	GuiMessageWindow is a message box displayed by message showMessageBox of GuiUtils.
GuiModalWindow Object [page 157]	A GuiModalWindow is a dialog pop-up. GuiModalWindow extends GuiFrameWindow.
GuiNetChart Object [page 160]	The GuiNetChart is a powerful tool to display and modify entity relationship diagrams. It is of a very technical nature and should only be used for recording and playback, as most of the parameters cannot be determined in any other way.
GuiOfficeIntegration Object [page 163]	The GuiOfficeIntegration object (Desktop Office Integration) offers a container for hosting different kinds of Office applications (Microsoft Word, Microsoft Excel, Microsoft Powerpoint). GuiOfficeIntegration extends GuiShell.

Class Module	Description
GuiOkCodeField Object [page 166]	The <code>GuiOkCodeField</code> is placed on the upper toolbar of the main window. It is a combo box into which commands can be entered. Setting the text of <code>GuiOkCodeField</code> will not execute the command until server communication is started, for example by emulating the Enter key (VKey O). <code>GuiOkCodeField</code> extends <code>GuiVComponent</code> . The type prefix is <code>okcd</code> , the name is empty.
GuiPasswordField Object [page 168]	The only difference between <code>GuiTextField</code> and <code>GuiPasswordField</code> is that the <code>Text</code> property cannot be read for a password field. The returned text is always empty. <code>GuiPasswordField</code> extends <code>GuiTextField</code> . The type prefix is <code>pwd</code> , the name is the fieldname taken from the SAP data dictionary.
GuiPicture Object [page 170]	The picture control displays a picture on an SAP GUI screen. <code>GuiPicture</code> extends <code>GuiShell</code> .
GuiRadioButton Object [page 173]	<code>GuiRadioButton</code> extends <code>GuiVComponent</code> . The type prefix is <code>rad</code> , the name is the fieldname taken from the SAP data dictionary.
GuiSapChart Object [page 177]	For the SAP chart control only basic members from <code>GuiShell</code> are available. Recording and playback is not possible.
GuiScrollbar Object [page 179]	The <code>GuiScrollbar</code> class is a utility class used for example in <code>GuiScrollContainer</code> or <code>GuiTableControl</code> .
GuiScrollContainer Object [page 179]	This container represents scrollable subscreens. A subscreen may be scrollable without actually having a scrollbar, because the existence of a scrollbar depends on the amount of data displayed and the size of the <code>GuiUserArea</code> . <code>GuiScrollContainer</code> extends <code>GuiVContainer</code> . The type prefix is <code>ssub</code> , the name is generated from the data dictionary settings.
GuiSession Object [page 181]	The <code>GuiSession</code> provides the context in which a user performs a certain task such as working with a transaction. It is therefore the access point for applications, which record a user's actions regarding a specific task or play back those actions. <code>GuiSession</code> extends <code>GuiContainer</code> . The type prefix is <code>ses</code> , the name is <code>ses</code> plus the session number in square brackets.
GuiSessionInfo Object [page 196]	<code>GuiSessionInfo</code> is a member of all <code>GuiSession</code> objects. It makes available technical information about the session. Some of its properties are displayed in the right corner of the SAP GUI status line.
GuiShell Object [page 200]	<code>GuiShell</code> is an abstract object whose interface is supported by all the controls. <code>GuiShell</code> extends <code>GuiVContainer</code> . The type prefix is <code>shell</code> , the name is the last part of the id, <code>shell[n]</code> .
GuiSimpleContainer Object [page 202]	This container represents non-scrollable subscreens. It does not have any functionality apart from to the inherited interfaces. <code>GuiSimpleContainer</code> extends <code>GuiVContainer</code> . The type prefix is <code>sub</code> , the name is generated from the data dictionary settings.

Class Module	Description
GuiSplit Object [page 205]	GuiSplit extends GuiShell.
GuiSplitterContainer Object [page 208]	The GuiSplitterContainer represents the dynpro splitter element, which was introduced in the Web Application Server ABAP in NetWeaver 7.1. The dynpro splitter element is similar to the activeX based splitter control, but it is a plain dynpro element.
GuiStage Object [page 211]	For the stage control only basic members from GuiShell are available. Recording and playback is not possible.
GuiStatusbar Object [page 213]	GuiStatusbar represents the message displaying part of the status bar on the bottom of the SAP GUI window. It does not include the system and login information displayed in the rightmost area of the status bar as these are available from the GuiSessionInfo object. GuiStatusbar extends GuiVComponent. The type prefix is sbar.
GuiStatusBarLink [page 218]	GuiStatusBarLink represents a so-called "service request link" that can optionally be displayed in the GuiStatusBar by an application. Clicking such a link executes an application specific action, like launching a transaction for reporting a functional issue. If GuiStatusBarLink is present, it is a child of the first GuiStatusPane and its name is always link.
GuiStatusPane Object [page 219]	The parent of the GuiStatusPane objects is the status bar (see also GuiStatusbar Object). The GuiStatusPane objects reflect the individual areas of the status bar, for example "pane[0]" refers to the section of the status bar where the messages are displayed.
GuiTab Object [page 221]	The GuiTab objects are the children of a GuiTabStrip object. GuiTab extends GuiVContainer. The type prefix is tabp, the name is the id of the tab's button taken from SAP data dictionary.
GuiTableColumn Collection [page 223]	GuiTableColumn represents a column in a table control. GuiTableColumn extends GuiComponentCollection.
GuiTableControl Object [page 225]	The table control is a standard dynpro element, in contrast to the GuiCtrlGridView, which looks similar. GuiTableControl extends GuiVContainer. The type prefix is tbl, the name is the fieldname taken from the SAP data dictionary.
GuiTableRow Collection [page 230]	GuiTableRow represents a row in a table control. GuiTableRow extends GuiComponentCollection.
GuiTabStrip Object [page 231]	A tab strip is a container whose children are of type GuiTab. GuiTabStrip extends GuiVContainer. The type prefix is tabs, the name is the fieldname taken from the SAP data dictionary.
GuiTextedit Object [page 234]	GuiTextField extends GuiVComponent. The type prefix is txt, the name is the fieldname taken from the SAP data dictionary.

Class Module	Description
GuiTextField [page 239]	GuiTextField extends GuiVComponent. The type prefix is txt, the name is the fieldname taken from the SAP data dictionary.
GuiTitlebar Object [page 243]	The titlebar is only displayed and exposed as a separate object in New Visual Design mode. GuiTitlebar extends GuiVContainer. The type prefix and name of GuiTitlebar are titl.
GuiToolbar Object [page 244]	<p>Every GuiFrameWindow has a GuiToolbar. The GuiMainWindow has two toolbars unless the second has been turned off by the ABAP application. The upper toolbar is the system toolbar, while the second toolbar is the application toolbar.</p> <p>The children of a GuiToolbar are buttons. The indexes for toolbar buttons are determined by the virtual key values defined for the button.</p> <p>GuiToolbar extends GuiVContainer. The type prefix and name are tbar.</p>
GuiToolbarControl [page 247]	GuiToolbarControl represents a button bar control that can host different types of buttons. GuiToolbarControl extends GuiShell.
GuiTree Object [page 251]	This object represents a tree control that can be displayed in multiple different ways (simple tree, column tree,...). GuiTree extends GuiShell and
GuiUserArea Object [page 265]	<p>The GuiUserArea comprises the area between the toolbar and statusbar for windows of GuiMainWindow type and the area between the titlebar and toolbar for modal windows, and may also be limited by docker controls. The standard dynpro elements can be found only in this area, with the exception of buttons, which are also found in the toolbars.</p> <p>GuiUserArea extends GuiVContainer. The type prefix and name are usr.</p>
GuiUtils Object [page 268]	GuiUtils is a utility class that offers some methods for accessing files or showing message boxes.
GuiVComponent Object [page 270]	The GuiVComponent interface is exposed by all visual objects, such as windows, buttons or text fields. Like GuiComponent, it is an abstract interface. Any object supporting the GuiVComponent interface also exposes the GuiComponent interface. GuiVComponent extends GuiComponent.
GuiVContainer Object [page 275]	An object exposes the GuiVContainer interface if it is both visible and can have children. It will then also expose GuiComponent and GuiVComponent. Examples of this interface are windows and subscreens, toolbars or controls having children, such as the splitter control. GuiVContainer extends GuiContainer and GuiVComponent.

Class Module	Description
GuiVHViewSwitch Object [page 277]	GuiVHViewSwitch represents the “View Switch” object that was introduced with the Belize theme in SAP GUI. The View Switch is placed in the header area of the SAP GUI main window and can be used to select different views within an application.

1.2.1 GuiAbapEditor Object

The GuiAbapEditor object represents the new ABAP editor control available as of SAP_BASIS release 6.20 (see also SAP Note 930742). GuiAbapEditor extends GuiShell.

Methods

Method	Description
Syntax	
All methods of the GuiVComponent Object [page 270] :	
<ul style="list-style-type: none"> • DumpState • SetFocus • Visualize 	
All methods of the GuiContainer Object [page 84] :	
<ul style="list-style-type: none"> • FindById 	
All methods of the GuiVContainer Object [page 275] :	
<ul style="list-style-type: none"> • FindAllByName • FindAllByNameEx • FindByName • FindByNameEx 	
All methods of the GuiShell Object [page 200] :	
<ul style="list-style-type: none"> • SelectContextMenuItem • SelectContextMenuItemByPosition • SelectContextMenuItemByText 	
AutoBraceEnabled	Returns True if the auto brace facility is currently switched on.
<pre>Public Function AutoBraceEnabled() As Byte</pre>	

Method

Syntax	Description
AutoComplete <pre>Public Sub AutoComplete()</pre>	Invokes the auto complete list box.
AutoCorrectEnabled <pre>Public Function AutoCorrectEnabled() As Byte</pre>	Returns True if the auto correct facility is currently switched on.
AutoExpand <pre>Public Sub AutoExpand()</pre>	Invokes the auto expand code template mechanism.
AutoIndentEnabled <pre>Public Function AutoIndentEnabled() As Byte</pre>	Returns True if the auto indent facility is currently switched on.
Capitalize <pre>Public Sub Capitalize()</pre>	Makes the first alphabetic character of each word in the selected text uppercase. All other characters are made lower case.
ClipboardCopy <pre>Public Sub ClipboardCopy()</pre>	Performs a clipboard copy operation on the currently selected text.
ClipboardCut <pre>Public Sub ClipboardCut()</pre>	Performs a clipboard cut operation on the currently selected text.
ClipboardPaste <pre>Public Sub ClipboardPaste()</pre>	Pastes the current contents of the clipboard beginning from the current cursor position.
ClipboardRingPaste <pre>Public Sub ClipboardRingPaste(_ ByVal Index As Long _)</pre>	Pastes an entry from the editor's clipboard ring to the editor. Index : One-based index of the clipboard entry as it appears in the ABAP editor context menu.
CodeHintsEnabled <pre>Public Function CodeHintsEnabled() As Byte</pre>	Returns True if code hints are currently enabled.
CommentSelectedLines <pre>Public Sub CommentSelectedLines()</pre>	Encloses the selected lines in comments.

Method

Syntax	Description
CorrectCapsEnabled <pre>Public Function CorrectCapsEnabled() As Byte</pre>	Returns True if the correct caps function is currently switched on.
Delete <pre>Public Sub Delete()</pre>	Deletes the character, which proceeds the current cursor position. Equivalent to pressing the key.
DeleteBack <pre>Public Sub DeleteBack()</pre>	Moves the cursor to the previous column, deleting the character currently residing there. Equivalent to pressing the backspace key.
DeleteRange <pre>Public Sub DeleteRange(ByVal LineStart As Long, _ ByVal ColumnStart As Long, _ ByVal LineEnd As Long, _ ByVal ColumnEnd As Long _)</pre>	Defines a region of text for deletion. <ul style="list-style-type: none">• LineStart specifies the line number from where deletion is to begin.• ColumnStart (p2) specifies the number of the column from where deletion is to begin.• LineEnd (p3) specifies the number of the line where deletion will end.• ColumnEnd (p4) specifies the number of the column where deletion will end.
DeleteSelection <pre>Public Sub DeleteSelection()</pre>	Deletes the currently selected text.
DeleteWord <pre>Public Sub DeleteWord()</pre>	Deletes the word, which proceeds the current character position.
DeleteWordBack <pre>Public Sub DeleteWordBack()</pre>	Deletes the word, which precedes the current cursor position.
DuplicateLine <pre>Public Sub DuplicateLine()</pre>	Takes the contents of the line upon which the cursor currently resides and inserts a copy of the line contents on the line below the cursor.
FormatSelectedLines <pre>Public Sub FormatSelectedLines()</pre>	Formats the selected lines according to "Pretty Printer" and "Formatting" settings e.g. Auto Indent, Smart Tab.
GetAutoCompleteEntryCount <pre>Public Function GetAutoCompleteEntryCount() As Long</pre>	Returns the number of available entries displayed in the auto completion list box.

Method

Syntax	Description
GetAutoCompleteEntryText <pre>Public Function GetAutoCompleteEntryText(_ ByVal Index As Long _) As String</pre>	Returns a string representing the auto completion list box entry corresponding to the index supplied as a parameter.
GetAutoCompleteIconType <pre>Public Function GetAutoCompleteIconType(_ ByVal Index As Long _) As String</pre>	Returns the index of the image associated with the auto complete entry specified in Index. Returns -1 if no image is associated.
GetAutoCompleteSubIconType <pre>Public Function GetAutoCompleteSubIconType(_ ByVal Index As Long _) As String</pre>	Returns the index of the sub image associated with the auto complete entry specified in Index. Returns -1 if no sub image is associated.
GetAutoCompleteToolBarButtonToolTip <pre>Public Function GetAutoCompleteToolBarButtonToolTip(_ ByVal Index As Long _) As String</pre>	Returns the tooltip text, which is displayed by the autocomplete toolbar button specified in Index.
GetAutoCompleteToolTipDelay <pre>Public Function GetAutoCompleteToolTipDelay() As Long</pre>	Returns the number of milliseconds, which elapse between highlighting an entry in the autocomplete listbox and the appearance of the corresponding tooltip window.
GetCurrentToolTipText <pre>Public Function GetCurrentToolTipText() As String</pre>	Retrieves the text in the currently displayed code hint or autocomplete listbox tooltip window. Multiple lines are separated with \n characters.
GetCursorColumnPosition <pre>Public Function GetCursorColumnPosition() As Long</pre>	Returns the column number in which the cursor currently resides.
GetCursorLinePosition <pre>Public Function GetCursorLinePosition() As Long</pre>	Returns the number of the line upon which the cursor currently resides.

Method

Syntax	Description
GetFirstVisibleLine <pre>Public Function GetFirstVisibleLine() As Long</pre>	Returns the line number of the top-most visible line in the current editor session.
GetHTMLClipboardContents <pre>Public Function GetHTMLClipboardContents() As String</pre>	Returns a string containing the current contents of the clipboard in HTML format. Returns an empty string if the clipboard does not contain anything in HTML format.
GetLastVisibleLine <pre>Public Function GetLastVisibleLine() As Long</pre>	Returns the line number of the bottom-most visible line in the current editor session.
GetLineCount <pre>Public Function GetLineCount() As Long</pre>	Returns the total number of lines contained in the document in the current session.
GetLineText <pre>Public Function GetLineText(_ ByVal Line As Long _) As String</pre>	Returns a string containing the contents of the line number specified as a parameter.
GetNumberedBookmarks <pre>Public Function GetNumberedBookmarks(_ ByVal Line As Long _) As Object</pre>	Returns a collection of bookmark numbers assigned to the line number passed as a parameter. The number of the bookmark can range from 0 to 9. If no numbered bookmark is assigned then the collection is empty.
GetRTFClipboardContents <pre>Public Function GetRTFClipboardContents() As String</pre>	Returns a string containing the current contents of the clipboard in Rich Text format. Returns an empty string if the clipboard does not contain anything in Rich Text format.
GetSelectedAutoComplete <pre>Public Function GetSelectedAutoComplete() As Long</pre>	Returns the zero based index of the currently selected entry in the auto completion list box. The method will return -1 if no entry is selected.
GetSelectedText <pre>Public Function GetSelectedText() As String</pre>	Returns a string containing the text currently highlighted or selected in the editor session. If the selected text spans more than one line then any line terminator characters will be included in the string returned by this method.

Method

Syntax	Description
GetStructureBlockEndLine <pre>Public Function GetStructureBlockEndLine(_ ByVal Line As Long _) As Long</pre>	Returns the end line of the structure block relevant to the line number passed to the method. If the line does not reside within a structure block at all then the method returns -1.
GetStructureBlockStartLine <pre>Public Function GetStructureBlockStartLine(_ ByVal Line As Long _) As Long</pre>	Returns the start line of the structure block relevant to the line number passed to the method. If the line resides within a nested block then the start line of the innermost block will be returned. If the line does not reside within a structure block at all then the method returns -1.
GetUndoPosition <pre>Public Function GetUndoPosition() As Long</pre>	Returns the current position of the document in the undo/redo buffer.
GetWordWrapMode <pre>Public Function GetWordWrapMode() As Long</pre>	Returns an integer corresponding to the currently set Word wrap mode: <ul style="list-style-type: none">• 0 - Word wrap disabled.• 1 - Wrap at edge of window.• 2 - Wrap by page width.• 3 - Wrap by page width inserting hard break.
GetWordWrapPosition <pre>Public Function GetWordWrapPosition() As Long</pre>	Returns the current page width assigned to word wrap. The number returned is the number of columns after which word wrap will be applied.
GoNextBookMark <pre>Public Sub GoNextBookMark()</pre>	Navigates to the line where the next none numbered bookmark is set.
GoNumberedBookmark <pre>Public Sub GoNumberedBookmark(_ ByVal Mark As Long _)</pre>	Navigates to the line where the bookmark numbered Mark resides.
GoPreviousBookMark <pre>Public Sub GoPreviousBookMark()</pre>	Navigates to the line where the previous none numbered bookmark is set.
InsertTab <pre>Public Sub InsertTab()</pre>	Inserts a TAB at the current cursor position. Equivalent to pressing the TAB key.

Method

Syntax	Description
InsertText <pre>Public Sub InsertText(_ ByVal Text As String, _ ByVal Line As Long, _ ByVal Column As Long _)</pre>	Places the text specified in Text at the position specified in Line and Column as if the text had been typed into the editor from the keyboard.
IsAutoCompleteEntryBold <pre>Public Function IsAutoCompleteEntryBold(_ ByVal Index As Long _) As Byte</pre>	Returns True if the auto complete entry specified in Index is bold.
IsAutoCompleteOpen <pre>Public Function IsAutoCompleteOpen() As Byte</pre>	Returns True if the auto completion list box is currently open.
IsAutoCompleteToolBarButtonPressed <pre>Public Function IsAutoCompleteToolBarButtonPressed(_ ByVal Index As Long _) As Byte</pre>	Returns True if the autocomplete toolbar button specified in Index is currently pressed. Otherwise False is returned.
IsAutoCompleteToolTipVisible <pre>Public Function IsAutoCompleteToolTipVisible() As Byte</pre>	Returns True if the tooltip corresponding to an entry in the auto complete listbox is currently visible.
IsBookmark <pre>Public Function IsBookmark(_ ByVal Line As Long _) As Byte</pre>	Returns True if the line is bookmarked with a standard bookmark which is not numbered. The method does not provide information about whether the line is marked using a numbered bookmark.
IsBreakpointSet <pre>Public Function IsBreakpointSet(_ ByVal Line As Long _) As Byte</pre>	Returns True if a breakpoint is set on the line number passed in as a parameter.
IsLineCollapsed <pre>Public Function IsLineCollapsed(_ ByVal Line As Long _) As Byte</pre>	Returns True if the line number passed to it corresponds to a line, which signifies the beginning of a collapsible block, which is currently in the collapsed state.

Method

Syntax	Description
IsLineComment <pre>Public Function IsLineComment(_ ByVal Line As Long _) As Byte</pre>	Returns True if the line number specified in Line contains comments. Otherwise False is returned.
IsLineModified <pre>Public Function IsLineModified(_ ByVal Line As Long _) As Byte</pre>	Returns True if the line has been modified during the course of the current editor session.
IsModified <pre>Public Function IsModified() As Byte</pre>	Returns True if any part of the current document has been modified during \ the course of the current editor session.
JoinSelectedLines <pre>Public Sub JoinSelectedLines()</pre>	Merges currently selected lines of text into a single line of text.
LowerCase <pre>Public Sub LowerCase()</pre>	Forces selected text into lower case.
MoveCursorDocumentEnd <pre>Public Sub MoveCursorDocumentEnd()</pre>	Positions the cursor in the last column of the very last line of the document.
MoveCursorLineDown <pre>Public Sub MoveCursorLineDown()</pre>	Moves the cursor down one line from its current position.
MoveCursorLineEnd <pre>Public Sub MoveCursorLineEnd()</pre>	Positions the cursor in the last column of the current line.
MoveCursorLineHome <pre>Public Sub MoveCursorLineHome()</pre>	Positions the cursor in the first column of the current line.
MoveCursorLineUp <pre>Public Sub MoveCursorLineUp()</pre>	Moves the cursor up one line from its current position.
MoveLineDown <pre>Public Sub MoveLineDown()</pre>	Moves the contents of the line where the cursor resides to the line below and moves the contents of the line below the cursor up one line.

Method

Syntax	Description
MoveLineUp <pre>Public Sub MoveLineUp()</pre>	Moves the contents of the line where the cursor resides to the line above and moves the contents of the line above the cursor down one line.
MoveWordLeft <pre>Public Sub MoveWordLeft()</pre>	Moves the cursor to the column preceding the next word found to the left of the cursor's current position.
MoveWordRight <pre>Public Sub MoveWordRight()</pre>	Moves the cursor to the column preceding the next word found to the right of the cursor's current position.
OverwriteModeEnabled <pre>Public Function OverwriteModeEnabled() As Byte</pre>	Returns True if Overwrite mode is enabled, False if in Insert mode.
RemoveAllBookmarks <pre>Public Sub RemoveAllBookmarks()</pre>	Removes all types of bookmarks from the document. Both numbered and none numbered bookmarks are removed.
RemoveAllBreakpoints <pre>Public Sub RemoveAllBreakpoints()</pre>	Removes all breakpoints from the current document.
RemoveBookmarks <pre>Public Sub RemoveBookmarks(_ ByVal Bookmarks As String _)</pre>	Removes all bookmarks specified in the supplied string.
RemoveBreakpoint <pre>Public Sub RemoveBreakpoint(_ ByVal Line As Long _)</pre>	Removes the breakpoint on line number Line.
ReplaceSelection <pre>Public Sub ReplaceSelection(_ ByVal Text As String _)</pre>	Replaces the currently selected text with the text contained in the Text parameter.
SaveToFile <pre>Public Sub SaveToFile(_ ByVal p1 As String _)</pre>	

Method

Syntax

Description

ScrollToLine

```
Public Sub ScrollToLine( _  
    ByVal Line As Long _  
)
```

Scrolls to the line number specified in Line if not already visible on the screen.

SelectAll

```
Public Sub SelectAll()
```

Highlights all text in the current document for selection.

SelectBlockRange

```
Public Sub SelectBlockRange( _  
    ByVal LineStart As Long, _  
    ByVal ColumnStart As Long, _  
    ByVal LineEnd As Long, _  
    ByVal ColumnEnd As  
    Long _  
)
```

Highlights a region of text in block mode for selection. Equivalent to holding down the ALT key while dragging the mouse over the text.

- LineStart specifies the line number from where selection is to begin.
- ColumnStart specifies the number of the column from where selection is to begin.
- LineEnd specifies the number of the line where selection will end.
- ColumnEnd specifies the number of the column where selection will end.

SelectRange

```
Public Sub SelectRange( _  
    ByVal LineStart As Long, _  
    ByVal ColumnStart As Long, _  
    ByVal LineEnd As Long, _  
    ByVal ColumnEnd As  
    Long _  
)
```

Highlights a region of text for selection.

- LineStart specifies the line number from where selection is to begin.
- ColumnStart specifies the number of the column from where selection is to begin.
- LineEnd specifies the number of the line where selection will end.
- ColumnEnd specifies the number of the column where selection will end.

SelectWordLeft

```
Public Sub SelectWordLeft()
```

Selects the word to the left of the current cursor position.

SelectWordRight

```
Public Sub SelectWordRight()
```

Selects the word to the right of the current cursor position.

Sentencize

```
Public Sub Sentencize()
```

Makes the first character of each sentence upper case. Sentences are delimited by "." characters. All other characters are made lower case.

Method

Syntax	Description
SetAutoBrace <pre>Public Sub SetAutoBrace(_ ByVal Status As Byte _)</pre>	Switches the auto brace facility on or off.
SetAutoCorrect <pre>Public Sub SetAutoCorrect(_ ByVal Status As Byte _)</pre>	Switches the auto complete facility on or off.
SetAutoIndent <pre>Public Sub SetAutoIndent(_ ByVal Status As Byte _)</pre>	Switches the auto indent facility on or off.
SetBookmarks <pre>Public Sub SetBookmarks(_ ByVal Bookmarks As String _)</pre>	Set bookmarks. Takes a string of the following format: <line>[(<no>)][,<line>] e.g. "10(1),22(2),33,42", <line>={1,...,n}, <no>={1,...
SetBreakpoint <pre>Public Sub SetBreakpoint(_ ByVal Line As Long _)</pre>	Sets a breakpoint on line number Line.
SetCodeHints <pre>Public Sub SetCodeHints(_ ByVal Status As Byte _)</pre>	Switches code hints on or off.
SetCorrectCaps <pre>Public Sub SetCorrectCaps(_ ByVal Status As Byte _)</pre>	Switches the caps correction feature on or off.
SetLineFeedStyle <pre>Public Sub SetLineFeedStyle(_ ByVal p1 As Long _)</pre>	

Method

Syntax

Description

SetOverwriteMode

```
Public Sub SetOverwriteMode( _  
    ByVal Status As Byte _  
)
```

Switches between Insert and Overwrite modes. If called with True then Overwrite mode is enabled. Otherwise the editor is in Insert mode.

SetSelectionPosInLine

```
Public Sub SetSelectionPosInLine( _  
    ByVal Line As Long, _  
    ByVal Column As Long _  
)
```

Places the cursor on line <Line> and column <Column>.

SetSmartTab

```
Public Sub SetSmartTab( _  
    ByVal Status As Byte _  
)
```

Switches the smart tab facility on or off.

SetWordWrapMode

```
Public Sub SetWordWrapMode( _  
    ByVal Mode As Long _  
)
```

Sets the word wrap mode according to the number supplied in Mode:

- 0 - Word wrap disabled.
- 1 - Wrap at edge of window.
- 2 - Wrap by page width.
- 3 - Wrap by page width inserting hard break.

SetWordWrapPosition

```
Public Sub SetWordWrapPosition( _  
    ByVal Pos As Long _  
)
```

Pos specifies the number of columns to be displayed before word wrap is applied.

SmartTabEnabled

```
Public Function SmartTabEnabled() As Byte
```

Switches the smart tab facility on or off.

SortSelectedLines

```
Public Sub SortSelectedLines()
```

Rearranges the selected lines in alphanumeric order.

SwapCase

```
Public Sub SwapCase()
```

Inverts the case setting for the selected text. Upper case characters are switched to lower case and vice versa.

ToggleCapsLock

```
Public Sub ToggleCapsLock()
```

Switches caps lock on or off.

Method

Syntax

Description

ToggleNumberedBookmark

```
Public Sub ToggleNumberedBookmark( _  
    ByVal Mark As Long, _  
    ByVal Line As  
    Long _  
)
```

Toggles the state of the numbered bookmark Mark on line Line. If a book mark with the number Mark already exists on Line then it will be removed. Otherwise it will be added.

ToggleStructureBlock

```
Public Sub ToggleStructureBlock( _  
    ByVal Line As Long _  
)
```

If the line number specified in Line is the first line of a collapsible block of code then this method will toggle the expanded/collapsed status of the block.

TransposeLine

```
Public Sub TransposeLine()
```

Swaps the contents of the line where the cursor currently resides with the contents of the line above the current cursor position.

UncommentSelectedLines

```
Public Sub UncommentSelectedLines()
```

Removes comments from the selected lines.

Undo

```
Public Sub Undo( _  
    ByVal UndoPosition As Long _  
)
```

Performs either an undo or a redo depending on UndoPosition. UndoPosition specifies a zero based position in the undo/redo buffer. If -1 is passed then a single step undo is preformed.

UnTab

```
Public Sub UnTab()
```

Removes a TAB at the current cursor position. Equivalent to pressing <SHIFT> + <TAB>.

UpperCase

```
Public Sub UpperCase()
```

Forces selected text into upper case.

Properties

Property

Syntax

Description

All properties of the [GuiComponent Object \[page 79\]](#):

- ContainerType
- Id
- Name
- Parent
- Type
- TypeAsNumber

All properties of the [GuiVComponent Object \[page 270\]](#):

- AccLabelCollection
- AccText
- AccTextOnRequest
- AccTooltip
- Changeable
- DefaultTooltip
- Height
- IconName
- IsSymbolFont
- Left
- Modified
- ParentFrame
- ScreenLeft
- ScreenTop
- Text
- Tooltip
- Top
- Width

All properties of the [GuiContainer Object \[page 84\]](#):

- Children

All properties of the [GuiShell Object \[page 200\]](#):

- AccDescription
 - DragDropSupported
 - Handle
 - OcxEvents
 - SubType
-

1.2.2 GuiApoGrid Object

The GuiApoGrid is an object specifically created for SAP SCM applications. It implements a planning board, which is similar to a GuiGridView control. GuiApoGrid extends GuiShell.

Remarks

The columns and rows are identified by their position starting with zero:

$0 \leq \text{row} < \text{RowCount}$

$0 \leq \text{column} < \text{ColumnCount}$

After a drill-down the rows are re-numbered so that the row number of any given row may change. Scrolling horizontally does not affect the number of a column.

Example

	Eir ...	W 07.2003	W 08.2003	W 09.2003	W 10.2003
Consens ...	ST				
Corrected ...	ST				
Corrected ...	ST				
Prognose	ST	32.891	4.213.421	321	334
Manual Ac ...	ST				
Revenue	EUR				
Sales For ...	ST				
Sales His' ...	ST				
VMI Promc ...	ST				

Methods

Method

Syntax

Description

All methods of the [GuiVComponent Object \[page 270\]](#):

- DumpState
- SetFocus
- Visualize

All methods of the [GuiContainer Object \[page 84\]](#):

- FindById

All methods of the [GuiVContainer Object \[page 275\]](#):

- FindAllByName
- FindAllByNameEx
- FindByName
- FindByNameEx

All methods of the [GuiShell Object \[page 200\]](#):

- SelectContextMenu
- SelectContextMenuByPosition
- SelectContextMenuByText

CancelCut

Abort the cut operation.

```
Public Sub CancelCut()
```

ClearSelection

Calling clearSelection removes all row, column and cell selections.

```
Public Sub ClearSelection()
```

ContextMenu

Calling contextMenu emulates the context menu request.

```
Public Sub ContextMenu(  
    ByVal Column As Long, _  
    ByVal Row As  
    Long _  
)
```

Cut

Cut the selected cells.

```
Public Sub Cut()
```

Method

Syntax

Description

DeselectCell

```
Public Sub DeselectCell( _  
    ByVal Column As Long, _  
    ByVal Row As Long _  
)
```

Deselect the specified cells. This function removes the specified cells from the collection of selected cells.

DeselectColumn

```
Public Sub DeselectColumn( _  
    ByVal Column As Long _  
)
```

This function removes the specified column from the collection of the selected columns.

DeselectRow

```
Public Sub DeselectRow( _  
    ByVal Row As Long _  
)
```

This function removes the specified row from the collection of the selected rows.

DoubleClickCell

```
Public Sub DoubleClickCell( _  
    ByVal Column As Long, _  
    ByVal Row As  
    Long _  
)
```

This function emulates a mouse double-click on a given cell if the parameters are valid and raises an exception otherwise.

GetBgdColorInfo

```
Public Function GetBgdColorInfo( _  
    ByVal Row As Long, _  
    ByVal Column As Long _  
) As String
```

This function returns the background color of the specified cell.

GetCellChangeable

```
Public Function GetCellChangeable( _  
    ByVal Column As Long, _  
    ByVal Row As Long _  
) As Byte
```

This function returns True if the specified cell is editable.

GetCellFormat

```
Public Function GetCellFormat( _  
    ByVal Column As Long, _  
    ByVal Row As Long _  
) As String
```

Method

Syntax

Description

GetCellTooltip

This function returns the tooltip of the specified cell.

```
Public Function GetCellTooltip( _  
    ByVal Column As Long, _  
    ByVal Row As Long _  
) As String
```

GetCellValue

This function returns the value of the specified cell as a string.

```
Public Function GetCellValue( _  
    ByVal Column As Long, _  
    ByVal Row As Long _  
) As String
```

GetFgdColorInfo

This function returns the font color of the specified cell.

```
Public Function GetFgdColorInfo( _  
    ByVal Row As Long, _  
    ByVal Column As Long _  
) As String
```

GetIconInfo

```
Public Function GetIconInfo( _  
    ByVal Row As Long, _  
    ByVal Column As Long _  
) As String
```

IsCellSelected

Returns True if the specified cell is selected.

```
Public Function IsCellSelected( _  
    ByVal Column As Long, _  
    ByVal Row As Long _  
) As Byte
```

IsColSelected

Returns True if the specified column is selected.

```
Public Function IsColSelected( _  
    ByVal col As Long _  
) As Byte
```

IsRowSelected

Returns True if the specified row is selected.

```
Public Function IsRowSelected( _  
    ByVal Row As Long _  
) As Byte
```

Method

Syntax	Description
Paste <pre>Public Function Paste(_ ByVal CellValues As Object, _ ByVal ColumnCount As Long _) As Long</pre>	Triggers a paste operation.
PressEnter <pre>Public Sub PressEnter()</pre>	This emulates pressing the Enter key.
SelectAll <pre>Public Sub SelectAll()</pre>	This function selects the whole grid content (i.e. all rows and all columns).
SelectCell <pre>Public Sub SelectCell(_ ByVal Column As Long, _ ByVal Row As Long _)</pre>	Select the specified cell.
SelectColumn <pre>Public Sub SelectColumn(_ ByVal Column As Long _)</pre>	Select the specified column.
SelectRow <pre>Public Sub SelectRow(_ ByVal Row As Long _)</pre>	Select the specified row.
SetCellValue <pre>Public Function SetCellValue(_ ByVal Column As Long, _ ByVal Row As Long, _ ByVal Value As String _) As String</pre>	This function enters the specified value in the specified cell.

Properties

Property

Syntax

Description

All properties of the [GuiComponent Object \[page 79\]](#):

- ContainerType
 - Id
 - Name
 - Parent
 - Type
 - TypeAsNumber
-

All properties of the [GuiVComponent Object \[page 270\]](#):

- AccLabelCollection
 - AccText
 - AccTextOnRequest
 - AccTooltip
 - Changeable
 - DefaultTooltip
 - Height
 - IconName
 - IsSymbolFont
 - Left
 - Modified
 - ParentFrame
 - ScreenLeft
 - ScreenTop
 - Text
 - Tooltip
 - Top
 - Width
-

All properties of the [GuiShell Object \[page 200\]](#):

- AccDescription
 - DragDropSupported
 - Handle
 - OcxEvents
 - SubType
-

All properties of the [GuiContainer Object \[page 84\]](#):

- Children
-

Property

Syntax	Description
ColumnCount (Read-only) <pre>Public Property ColumnCount As Long</pre>	This property represents the number of columns in the control.
CurrentCellColumn (Read-only) <pre>Public Property CurrentCellColumn As Long</pre>	The index of the column that contains the current cell.
CurrentCellRow (Read-only) <pre>Public Property CurrentCellRow As Long</pre>	The row index of the current cell ranges from 0 to the number of rows less 1, with -1 being the index of the title row.
FirstVisibleColumn (Read-only) <pre>Public Property FirstVisibleColumn As Long</pre>	This property represents the first visible column of the scrollable area of the APOGrid control.
FirstVisibleRow (Read-only) <pre>Public Property FirstVisibleRow As Long</pre>	This is the index of the first visible row in the grid. Setting this property to an invalid row index will raise an exception.
FixedColumnsLeft (Read-only) <pre>Public Property FixedColumnsLeft As Long</pre>	The number of fixed columns at the left side of the grid.
FixedColumnsRight (Read-only) <pre>Public Property FixedColumnsRight As Long</pre>	The number of fixed columns at the right side of the grid.
FixedRowsBottom (Read-only) <pre>Public Property FixedRowsBottom As Long</pre>	The number of fixed rows at the bottom of the grid.
FixedRowsTop (Read-only) <pre>Public Property FixedRowsTop As Long</pre>	The number of fixed rows at the top of the grid.
RowCount (Read-only) <pre>Public Property RowCount As Long</pre>	This property represents the number of rows in the control.

Property

Syntax	Description
SelectedCells (Read-only) <pre>Public Property SelectedCells As Object</pre>	The collection of selected cells. Trying to set this property to an invalid value will raise an exception.
SelectedColumns (Read-only) <pre>Public Property SelectedColumns As String</pre>	The selected columns are available as a collection. Setting this property can raise an exception, if the new collection contains an invalid column.
SelectedColumnsObject (Read-only) <pre>Public Property SelectedColumnsObject As Object</pre>	
SelectedRows (Read-only) <pre>Public Property SelectedRows As String</pre>	The selected rows are available as a collection. Setting this property can raise an exception, if the new collection contains an invalid row.
SelectedRowsObject (Read-only) <pre>Public Property SelectedRowsObject As Object</pre>	
VisibleColumnCount (Read-only) <pre>Public Property VisibleColumnCount As Long</pre>	Retrieves the number of visible columns of the grid.
VisibleRowCount (Read-only) <pre>Public Property VisibleRowCount As Long</pre>	Retrieves the number of visible rows of the grid.

1.2.3 GuiApplication Object

Description

The GuiApplication represents the process in which all SAP GUI activity takes place. If the scripting component is accessed by attaching to an SAP Logon process, then GuiApplication will represent SAP Logon.

GuiApplication is a creatable class. However, there must be only one component of this type in any process.

GuiApplication extends the [GuiContainer Object \[page 84\]](#).

Remarks

When running a recorded script in Excel you may receive an error message 'Invalid use of property'. This may be caused by a name collision for the 'application' object. In Excel this name is predefined, and it will collide with the code generated by the SAP GUI Scripting recorder. To fix the problem, rename the SAP GUI application object.

Example

❁ Example

You can instantiate an SAP GUI application object using CreateObject.

```
Rem Create the GuiApplication object
Set Application = CreateObject( "Sapgui.ScriptingCtrl.1")
Rem Open a connection in synchronous mode
Set Connection = Application.OpenConnection( "U9C [PUBLIC]", True)
Set Session = Connection.Children(0)
Rem Do something: Either fill out the login screen
Rem or in case of Single-Sign-On start a transaction.
Session.SendCommand( "/nbibs")
MsgBox "Waiting..."
Rem Shutdown the connection
Set Session = Nothing
Connection.CloseSession( "ses[0]")
Set Connection = Nothing
Rem Wait a bit for the connection to be closed completely
Wscript.Sleep 1000
Set Application = Nothing
MsgBox "Done"
```

❁ Example

You can attach to a running instance of SAP GUI through the Running Object Table.

```
Rem Get the application object from the Running Object Table
Set rotEntry = GetObject( "SAPGUI")
Set application = rotEntry.GetScriptingEngine
Rem Get the first session of the first connection
Rem You may have to adjust this to access a different session
Set connection = application.Children(0)
Set session = connection.Children(0)
Rem Start a transaction
session.findById( "wnd[0]/tbar[0]/okcd").text = "/nbibs"
session.findById( "wnd[0]").sendVKey 0
```

Methods

Method

Syntax

Description

All methods of the [GuiContainer Object \[page 84\]](#):

- FindById

AddHistoryEntry

```
Public Function AddHistoryEntry( _  
    ByVal Fieldname As String, _  
    ByVal Value As String _  
) As Byte
```

SAP GUI for Windows has an input history functionality, which displays for text fields the entries made in the past as a suggestion. With this function, an entry can be added to the history database so that it will be available the next time the end user accesses the text field with the given field name.

CreateGuiCollection

```
Public Function CreateGuiCollection()  
As Object
```

Some functions accept collections as parameters. This function creates a collection object that is independent of the scripting language used, such as VBScript or JavaScript.

DropHistory

```
Public Function DropHistory() As Byte
```

Calling this function will delete all entries from the input history. The function returns True if the history data have been deleted successfully.

Attention: After dropping the history database, it cannot be restored. Therefore this function must be used with caution.

Ignore

```
Public Sub Ignore( _  
    ByVal WindowHandle As Integer _  
)
```

eCATT uses this function to prevent scripts from accessing the session in which eCATT itself runs. Otherwise the token handling would cause a dead lock.

Method

Syntax

Description

OpenConnection

```
Public Function OpenConnection( _  
    ByVal Description As String, _  
    Optional ByVal Sync As Variant, _  
    Optional ByVal Raise As Variant _  
) As GuiConnection
```

The parameter Description should contain one of the descriptions displayed in SAP Logon, for example "XYZ [PUBLIC]". If you want to create a new SAP GUI instance and place it within your application you may add the suffix "/INPLACE".

This function will raise the exception E_ACCESSDENIED if the scripting support has been disabled by the administrator or the user.

Remark: When opening connections manually SAP GUI executes the request asynchronously, so that the SAP Logon dialog remains responsive after requesting a new connection. This behaviour is also the default for SAP GUI Scripting. In the Scripting context it means that the call to openConnection may return before the new connection has been opened. A side effect of this is that when opening a connection fails SAP GUI displays an error popup that cannot be handled from the script. This problem can be solved by setting the sync parameter to True. Then the call to openConnection will not return until a connection has been established, or an error has been detected. If sync is set to True and an error occurs an exception is raised, unless the parameter raise is set to False.

OpenConnectionByConnectionString

```
Public Function  
OpenConnectionByConnectionString( _  
    ByVal ConnectString As String, _  
    Optional ByVal Sync As Variant, _  
    Optional ByVal Raise As Variant _  
) As GuiConnection
```

The parameter ConnectString is the connection string for the SAP server, for example "/R/ALR/G/SPACE". See the description of the **openConnection** method for a discussion of the sync and raise parameters.

For detailed information refer to [Method OpenConnectionByConnectionString \[page 44\]](#).

RegisterROT

```
Public Function RegisterROT() As Byte
```

Accessing the SAPGUI entry in the Running Object Table from a C++ application may fail unless the interface is registered with a strong reference. This is not required when using Visual Basic or scripting languages. The reference must be released using revokeRot before shutting down the Scripting component. Failing to do so will lead to undefined behaviour. Most applications do not need to use this method, and shouldn't call it.

RevokeROT

```
Public Sub RevokeROT()
```

This method must be called before shutting down the Scripting component if registerROT was used.

Properties

Property

Syntax

Description

All properties of the [GuiComponent Object \[page 79\]](#):

- ContainerType
- Id
- Name
- Parent
- Type
- TypeAsNumber

ActiveSession (Read-only)

```
Public Property ActiveSession As  
Object
```

Returns the Session that the user is currently working with, which will be the topmost window.

AllowSystemMessages (Read-write)

```
Public Property AllowSystemMessages  
As Byte
```

System messages are displayed when an administrator invokes them on the server to send a notification to users currently logged in. This may happen at any time and interfere with the recording or playback of a script. Setting this property to FALSE will prevent system messages from being displayed.

ButtonbarVisible (Read-write)

```
Public Property ButtonbarVisible As  
Byte
```

Setting this property to FALSE hides the application toolbar of the main window for newly opened connections.

Children (Read-only)

```
Public Property Children As  
GuiComponentCollection
```

The Children of GuiApplication are the connections (type GuiConnection) opened in the GuiApplication.

ConnectionErrorText (Read-only)

```
Public Property ConnectionErrorText  
As String
```

This property contains the text of a connection error message. If **openConnection** fails, you can retrieve information about the cause of the failure from this property.

Connections (Read-only)

```
Public Property Connections As  
GuiComponentCollection
```

This property is another name for the **Children** property. It has been added for better readability as all the children of GuiApplication are connections.

HistoryEnabled (Read-write)

```
Public Property HistoryEnabled As Byte
```

The local history function can be enabled or disabled using this property. Disabling it will significantly improve the performance of SAP GUI, which may be crucial during load tests, for example.

Property

Syntax	Description
MajorVersion (Read-only) <pre>Public Property MajorVersion As Long</pre>	Version of the SAP GUI release, for example '7.60'.
MinorVersion (Read-only) <pre>Public Property MinorVersion As Long</pre>	Build number of the scripting component.
NewVisualDesign (Read-only) <pre>Public Property NewVisualDesign As Byte</pre>	Returns whether New Visual Design or Classic mode are used for the user interface.
Patchlevel (Read-only) <pre>Public Property Patchlevel As Long</pre>	Patchlevel of SAP GUI.
Revision (Read-only) <pre>Public Property Revision As Long</pre>	Revision of the SAP GUI release. In SAP GUI for Windows this is the compilation number.
StatusbarVisible (Read-write) <pre>Public Property StatusbarVisible As Byte</pre>	Setting this property to FALSE hides the status bar of the main window for newly opened connections.
TitlebarVisible (Read-write) <pre>Public Property TitlebarVisible As Byte</pre>	Setting this property to FALSE hides the titlebar of the main window for newly opened connections.
ToolbarVisible (Read-write) <pre>Public Property ToolbarVisible As Byte</pre>	Setting this property to FALSE hides the system toolbar of the main window for newly opened connections.
Utils (Read-only) <pre>Public Property Utils As GuiUtils</pre>	This property returns a global GuiUtils object.

Events

Event

Syntax

CreateSession

```
Public Event CreateSession(  
    ByVal Session As GuiSession _  
)
```

Description

This event is raised whenever a new session is created, irrespective of whether of the session being created manually, from ABAP or by a script. The event is only raised for a session if the scripting support has been enabled for the corresponding backend.

❖ Example

The following script attaches itself to the SAPLogon process and displays a pop-up whenever a new session is created.

```
Dim objSapGui  
Set objSapGui = GetObject("SAPGUI")  
Dim objScriptingEngine  
Set objScriptingEngine =  
objSapGui.GetScriptingEngine  
WScript.ConnectObject  
objScriptingEngine, "Engine_"  
Dim Waiting  
Waiting = 1  
Do While (Waiting = 1)  
    WScript.Sleep(100)  
Loop  
Set objScriptingEngine = Nothing  
Set objSapGui = Nothing  
Sub Engine_CreateSession(ByVal  
Session)  
    Dim result  
    result = MsgBox("Session  
created", vbOKCancel)  
    If result = vbCancel then  
        Waiting = 0  
    End If  
End Sub
```

Event

Syntax

Description

DestroySession

```
Public Event DestroySession( _  
    ByVal Session As GuiSession _  
)
```

This event is raised before a session is destroyed . This can be done either by closing the main window manually, or by calling the closeSession method of GuiConnection.

❖ Example

You can handle this event from VBScript by adding the following procedure to the sample script on previous page:

```
Sub Engine_DestroySession(ByVal  
Session)  
    Dim result  
    result = MsgBox("Session  
destroyed", vbOKCancel)  
    If result = vbCancel then  
        Waiting = 0  
    End If  
End Sub
```

Error

```
Public Event Error( _  
    ByVal ErrorId As Long, _  
    ByVal Desc1 As String, _  
    ByVal Desc2 As String, _  
    ByVal Desc3 As String, _  
    ByVal Desc4 As String _  
)
```

An error event is currently only raised, if the wrapper library required to access a SAP GUI ActiveX control from a script is not available. This event is also available on the GuiSession in which the error occurred.

IgnoreSession

```
Public Event IgnoreSession( _  
    ByVal SessionMainWindowHandle As  
Integer _  
)
```

The event is fired when a session is set to 'Ignored' using IgnoreSession function. This event is only fired when using SAP GUI Scripting while running eCATT in parallel.

1.2.3.1 Method `OpenConnectionByConnectionString`

Connection Strings

Connection String is a technical term used within SAP GUI. A connection string describes a connection address for a destination, e.g. an SAP system's application server, similar to an Internet URL describes a location for a web page.

Simple Connection Strings

In its simplest form, a connection string contains an IP address and a port number. This information is sufficient for SAP GUI to open a direct TCP connection to a destination, e.g. an application server. IP address and port number are marked with the prefixes '/H/' (for host) and '/S/' (for service). Note that the port number for an SAP application server is by convention 3200 plus the two-digit SAP system number.

❖ Example

Example for a simple connection string with an application server's IP address (172.16.64.17) and port number (3200):

```
/H/172.16.64.17/S/3200
```

If your network environment supports DNS (Domain Name Services), a hostname can be used instead of the IP address in all kinds of connection strings. (This requires a correct DNS configuration on the client, e.g. via the hosts file).

❖ Example

Example with an application server's hostname (iwdf8997.wdf.sap-ag.de) and port number (3200):

```
/H/iwdf8997.wdf.sap-ag.de/S/3200
```

If your network environment supports symbolic service names for well-known ports, the symbolic service name can be used instead of the port number in all kinds of connection strings. (This requires a correct service configuration on the client, e.g. in the services file). Note that SAP application server ports are by convention named 'sapdp<SID>', where <SID> is the SAP system id

❖ Example

Example with host name (iwdf8997.wdf.sap-ag.de) and symbolic service name (sapdpIWD):

```
/H/iwdf8997.wdf.sap-ag.de/S/sapdpIWD
```

Simple connection strings need not to be resolved by the SAP GUI application. Resolution of host names and symbolic service names is done by the operating system's network layer.

SAP Routers

In a WAN (Wide Area Network) environment, SAP routers are used to make connections to remote SAP systems that cannot be reached with a direct TCP connection. Passwords may be used for each SAP router to control access. In order to make a connection, the client is responsible for providing the complete route to the destination, possibly including a chain of several SAP routers. Path information is not provided by the routers. (Strictly speaking, an SAP router is actually better described as an application level proxy with password capabilities and strict source routing). The address for each router is specified by a simple connection string (with the router's host name and port number), optionally followed by '/P/' and the router password. The path from the current location to the destination is described by concatenating all router addresses, followed by the address of the destination SAP system. Thus, a connection string with SAP routers generally has the form

```
<router 1><router 2>...<router n><destination>
```

❖ Example

Example with two routers (gate.acme.com, port 3299, and gate.sap.com, port 3298), the first using a password (secret), for a connection to the application server iwdf8997.sap.com, port 3200):

```
/H/gate.acme.com/S/3299/P/secret/H/gate.sap.com/S/3298/H/iwdf8997.sap.com/S/3200<----- 1st router -----><---- 2nd router ----><----- app_server ----->
```

Connection strings including SAP routers are passed to SAP GUI's communication layer and resolved step by step by the routers on the path. If host names and symbolic service names are used, each router must have access to correct network configuration information to resolve them.

Message Servers and Logon Groups

For load balancing purposes, application servers from one SAP system are usually configured in logon groups, where each group serves a particular kind of user. The application servers in each group are assigned to users by a least-heavily-loaded strategy. This load balancing is done by message servers. Each SAP system has exactly one message server, which can be reached via TCP on a specific message server port.

i Note

Care should be taken that the application server's port number is not confused with the message server's port number. Although the message server's host name may in small installations often be identical to the hostname of an application server, the port number is always different. Symbolic service names for message servers by convention have the form 'sapms<SID>', where <SID> is the SAP system id.

Message server and group information can be used to address an SAP system in a connection string. The address of the message server is specified as a combination of message server host name, message server port and group name. This information is marked with the prefixes `'/M/'` (message server host name), `'/S/'` (message server port) and `'/G/'` (logon group).

❖ Example

Example with message server (hostname alrmain, port number 4253) and logon group (SPACE):

```
/M/alrmain.wdf.sap-ag.de/S/4253/G/SPACE
```

Connection strings with message servers are resolved by SAP GUI by contacting the message server and retrieving the (simple) connection string of an application server for the specified group. This requires network access to the message server at the time the address is resolved. SAP router connection strings may be used in combination with message server connection strings simply by specifying the router address before the message server address. The router is then used for contacting the message server as well as for contacting the resolved application server.

Symbolic System Names

The most user-friendly form of connection string addresses an SAP system only by its symbolic name (per convention, the system id) and the logon group name. This information is marked with the prefixes '/R/' (for the symbolic SAP system name) and '/G/' (for the logon group name).

❖ Example

Example with SAP system (ALR) and logon group (SPACE):

/R/ALR/G/SPACE

Connection strings with symbolic system names are resolved by SAP GUI by looking up the symbolic SAP system name in the Message Server List (a text file containing a mapping between symbolic system names and message server addresses) and replacing the /R/ part of the connection string with the resulting message server address.

The result is a complete message server connection string, which is then further resolved as explained above.

Formal Syntax

For the technically interested reader, the following BNF grammar formally describes the syntax of connection strings:

≡ Sample Code

```
<connection string> := [<router prefix>]<local>
<local> := <simple>|<message server>|<symbolic>
<simple> := "/H/"<host>"/S/"<service>
<host> := <hostname>|<ipaddr>
<hostname> := (any DNS hostname)
<ipaddr> := (any IP address, in dotted decimal form)
<service> := <servicename>|<port number>
<servicename> := (any IP service name)
<port number> := (any decimal number)
<messageserver> := "/M/"<host>"/S/"<service>"/G/"<group>
<group> := (any ASCII string not containing '/')
<symbolic> := "/R/"<system>"/G/"<group>
<system> := (any ASCII string not containing '/')
<router prefix> := <router>*
<router> := "/H/"<host>"/S/"<service>["/P/"<password>]
<password> := (any ASCII string not containing '/')
```

1.2.4 GuiBarChart Object

Description

The GuiBarChart is a powerful tool to display and modify time scale diagrams.

The object is of a very technical nature. It should only be used for recording and playback, as most of the parameters cannot be determined in any other way. GuiBarChart extends the [GuiShell Object \[page 200\]](#).

Example

					Jul '01						
ArbPlatz	ArbplBezeichn.	Kap	KapBez		KW 21	KW 22	KW 23	KW 24	KW 25	KW 26	KW 27
TH.ZT358	th:Arbeitsplat	001									
TH.A010	th:Arbeitsplat	001	Maschin					TH.FERT010			
TH.A010	th:Arbeitsplat	002	Person					TH.FERT010			
TH.A020	th:Arbeitsplat	001	Maschin								
TH.A020	th:Arbeitsplat	002	Person								
TH.A001	th:mil.austragn	001									

					Jul '01						
Material	Auftrag	Vorg.	ArbPlatz	Kap	KW 21	KW 22	KW 23	KW 24	KW 25	KW 26	KW 27
TH.FERT010	47416	0020	TH.A020	002					TH.FERT.		
TH.FERT010	47416	0020	TH.A020	001					TH.FERT.		
TH.FERT010	49550	0010	TH.A010	002				TH.FERT010			
TH.FERT020	201475	0010	TH.A010	001				TH.FERT020			
TH.FERT020	201475	0010	TH.A010	002				TH.FERT020			
TH.FERT010	228992	0010	TH.A010	001				TH.FE.			
TH.FERT010	228992	0010	TH.A010	002				TH.FE.			
TH.FERT010	47412	0010	TH.A010	001				TH.			
TH.FERT010	47412	0010	TH.A010	002				TH.			
TH.FERT010	49540	0010	TH.A010	001				TH.FERT010			
TH.FERT010	49548	0010	TH.A010	002				TH.FERT010			
TH.FERT010	49550	0010	TH.A010	001				TH.FERT010			
TH.FERT010	49547	0010	TH.A010	001				TH.FERT010			
TH.FERT010	47413	0010	TH.A010	001				TH.			
TH.FERT010	47413	0010	TH.A010	002				TH.			
TH.FERT010	47414	0010	TH.A010	002				TH.			
TH.FERT010	47414	0010	TH.A010	001				TH.			
THD.FERT03	3896066	0010	THDLIN20	001							
THD.FERT03	3896067	0010	THDLIN20	001							
TH.FERT010	49549	0010	TH.A010	002				TH.FERT010			
TH.FERT010	49549	0010	TH.A010	001				TH.FERT010			

Methods

Method

Syntax

Description

All methods of the [GuiVComponent Object \[page 270\]](#):

- DumpState
- SetFocus
- Visualize

Method

Syntax	Description
--------	-------------

All methods of the [GuiContainer Object \[page 84\]](#):

- FindById
-

All methods of the [GuiVContainer Object \[page 275\]](#):

- FindAllByName
 - FindAllByNameEx
 - FindByName
 - FindByNameEx
-

All methods of the [GuiShell Object \[page 200\]](#):

- SelectContextMenuItem
 - SelectContextMenuItemByPosition
 - SelectContextMenuItemByText
-

BarCount

Returns the number of bars in the given chart.

```
Public Function BarCount( _  
    ByVal chartId As Long, _  
    ) As Long
```

GetBarContent

Returns the content of the bar.

```
Public Function GetBarContent( _  
    ByVal chartId As Long, _  
    ByVal barId As Long, _  
    ByVal textId As Long, _  
    ) As String
```

GetGridLineContent

Returns the content of the grid line.

```
Public Function GetGridLineContent( _  
    ByVal chartId As Long, _  
    ByVal gridlineId As Long, _  
    ByVal textId As Long, _  
    ) As String
```

GridCount

Returns the number of grids within the chart.

```
Public Function GridCount( _  
    ByVal chartId As Long, _  
    ) As Long
```

LinkCount

Returns the number of links within the given chart.

```
Public Function LinkCount( _  
    ByVal chartId As Long, _  
    ) As Long
```

Method

Syntax	Description
--------	-------------

SendData

Send data to the server.

```
Public Sub SendData( _  
    ByVal Data As String _  
)
```

Properties

Property

Syntax	Description
--------	-------------

All properties of the [GuiComponent Object \[page 79\]](#):

- ContainerType
- Id
- Name
- Parent
- Type
- TypeAsNumber

All properties of the [GuiVComponent Object \[page 270\]](#):

- AccLabelCollection
- AccText
- AccTextOnRequest
- AccTooltip
- Changeable
- DefaultTooltip
- Height
- IconName
- IsSymbolFont
- Left
- Modified
- ParentFrame
- ScreenLeft
- ScreenTop
- Text
- Tooltip
- Top
- Width

Property

Syntax	Description
--------	-------------

All properties of the [GuiContainer Object \[page 84\]](#):

- Children

All properties of the [GuiShell Object \[page 200\]](#):

- AccDescription
- DragDropSupported
- Handle
- OcxEvents
- SubType

ChartCount (Read-only)

Number of charts.

```
Public Property ChartCount As Long
```

1.2.5 GuiBox Object

Description

A GuiBox is a simple frame with a name (also called a "Group Box"). The items inside the frame are not children of the box. The type prefix is "box".

GuiBox extends the [GuiVComponent Object \[page 270\]](#).

Methods

Method

Syntax	Description
--------	-------------

All methods of the [GuiVComponent Object \[page 270\]](#):

- DumpState
 - SetFocus
 - Visualize
-

Properties

Property

Syntax

Description

All properties of the [GuiComponent Object \[page 79\]](#):

- ContainerType
- Id
- Name
- Parent
- Type
- TypeAsNumber

All properties of the [GuiVComponent Object \[page 270\]](#):

- AccLabelCollection
- AccText
- AccTextOnRequest
- AccTooltip
- Changeable
- DefaultTooltip
- Height
- IconName
- IsSymbolFont
- Left
- Modified
- ParentFrame
- ScreenLeft
- ScreenTop
- Text
- Tooltip
- Top
- Width

CharHeight (Read-only)

Height of the GuiBox in character metric.

```
Public Property CharHeight As Long
```

CharLeft (Read-only)

Left coordinate of the GuiBox in character metric.

```
Public Property CharLeft As Long
```

CharTop (Read-only)

Top coordinate of the GuiBox in character metric.

```
Public Property CharTop As Long
```

Property

Syntax

CharWidth (Read-only)

```
Public Property CharWidth As Long
```

Description

Width of the GuiBox in character metric.

1.2.6 GuiButton Object

Description

GuiButton represents all push buttons that are on dynpros, the toolbar or in table controls. GuiButton extends the [GuiVComponent Object \[page 270\]](#). The type prefix is btn, the name property is the fieldname taken from the SAP data dictionary. There is one exception: For tabstrip buttons, it is the button id set in screen painter that is taken from the SAP data dictionary.

Methods

Method

Syntax

All methods of the [GuiVComponent Object \[page 270\]](#):

- DumpState
- SetFocus
- Visualize

Description

Press

This emulates manually pressing a button. Pressing a button will always cause server communication to occur, rendering all references to elements below the window level invalid. The following code will therefore fail:

```
Set TextField = session.findById(".../  
txtF1")  
session.findById(".../btnPB5").press  
TextField.text = "Hello"
```

Properties

Property

Syntax

Description

All properties of the [GuiComponent Object \[page 79\]](#):

- ContainerType
- Id
- Name
- Parent
- Type
- TypeAsNumber

All properties of the [GuiVComponent Object \[page 270\]](#):

- AccLabelCollection
- AccText
- AccTextOnRequest
- AccTooltip
- Changeable
- DefaultTooltip
- Height
- IconName
- IsSymbolFont
- Left
- Modified
- ParentFrame
- ScreenLeft
- ScreenTop
- Text
- Tooltip
- Top
- Width

Emphasized (Read-only)

```
Public Property Emphasized As Byte
```

This property is True if the button is displayed emphasized (in Fiori Visual Themes: The leftmost button in the footer and buttons configured as "Fiori Usage D Display<->Change").

i Note

- If SAP GUI is running without a Fiori Visual Theme (like Belize) this property is always False.
- This property is available as of SAP GUI for Windows 7.60.

Property

Syntax

Description

LeftLabel

```
Public Property LeftLabel As  
GuiVComponent
```

Left label of the GuiButton. The label is assigned in the Screen Painter, using the flag 'assign left'.

RightLabel

```
Public Property RightLabel As  
GuiVComponent
```

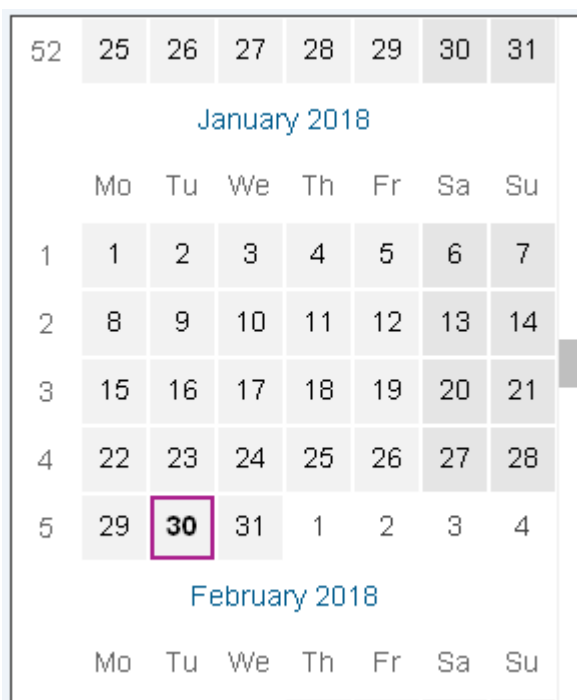
Right label of the GuiButton. This property is set in Screen Painter using the 'assign right' flag.

1.2.7 GuiCalendar Object

Description

The calendar control can be used to select single dates or periods of time. GuiCalendar extends the [GuiShell Object \[page 200\]](#).

Example



Methods

Method

Syntax

Description

All methods of the [GuiVComponent Object \[page 270\]](#):

- DumpState
- SetFocus
- Visualize

All methods of the [GuiContainer Object \[page 84\]](#):

- FindById

All methods of the [GuiVContainer Object \[page 275\]](#):

- FindAllByName
- FindAllByNameEx
- FindByName
- FindByNameEx

All methods of the [GuiShell Object \[page 200\]](#):

- SelectContextMenuItem
- SelectContextMenuItemByPosition
- SelectContextMenuItemByText

ContextMenu

```
Public Sub ContextMenu( _
    ByVal CtxMenuId As Long, _
    ByVal CtxMenuCellRow As Long, _
    ByVal CtxMenuCellCol As Long, _
    ByVal DateBegin As String, _
    ByVal DateEnd As String _
)
```

Calling this function opens a context menu.

Parameter **CtxMenuId** indicates the cell type of the cell in which the context menu was opened:

Value	Cell Type	Description
0	Date	Invocation on a cell with a single date
1	Weekday	Weekday Invocation on a button for a certain day of the week
2	Week	Invocation on a button for a specific week

Method

Syntax	Description
CreateDate <pre>Public Function CreateDate(_ ByVal day As Long, _ ByVal month As Long, _ ByVal year As Long _) As String</pre>	Creates a date string in format "YYYYMMDD" out of the parameters. This is the format expected by a number of other methods available in GuiCalendar.
GetColor <pre>Public Function GetColor(_ ByVal from As String _) As Long</pre>	Returns the color code (from 0-9) of the date cell specified as parameter (in format "YYYYMMDD") as Integer. If no semantic colors are used in the concrete cell, the method returns "0".
GetColorInfo <pre>Public Function GetColorInfo(_ ByVal Color As Long _) As String</pre>	Returns the explanation defined by the application for semantic colors used in the GuiCalendar (starting with index 0).
GetDateTooltip <pre>Public Function GetDateTooltip(_ ByVal date As String _) As String</pre>	Returns the tooltip text of the date specified as parameter (in format "YYYYMMDD").
GetDay <pre>Public Function GetDay(_ ByVal date As String _) As Long</pre>	Returns the day of the date specified as parameter (in format "YYYYMMDD").
GetMonth <pre>Public Function GetMonth(_ ByVal date As String _) As Long</pre>	Returns the month of the date specified as parameter (in format "YYYYMMDD").
GetWeekday <pre>Public Function GetWeekday(_ ByVal date As String _) As String</pre>	Returns the week day of the date specified as parameter (in format "YYYYMMDD").
GetWeekNumber <pre>Public Function GetWeekNumber(_ ByVal date As String _) As Long</pre>	Returns the week number of the date specified as parameter (in format "YYYYMMDD").

Method

Syntax	Description
GetYear <pre>Public Function GetYear(_ ByVal date As String _) As Long</pre>	Returns the year of the date specified as parameter (in format "YYYYMMDD").
IsWeekend <pre>Public Function IsWeekend(_ ByVal date As String _) As Long</pre>	Returns True if the date specified by the parameter is at a weekend.
SelectMonth <pre>Public Sub SelectMonth(_ ByVal month As Long, _ ByVal year As Long _)</pre>	Selects the month specified by the parameters (starting with index 1).
SelectRange <pre>Public Sub SelectRange(_ ByVal from As String, _ ByVal to As String _)</pre>	Selects the range specified by the parameters (in format "YYYYMMDD").
SelectWeek <pre>Public Sub SelectWeek(_ ByVal week As Long, _ ByVal year As Long _)</pre>	Selects the week specified by the parameters (starting with index 0).

Properties

Property

Syntax

Description

All properties of the [GuiComponent Object \[page 79\]](#):

- ContainerType
- Id
- Name
- Parent
- Type
- TypeAsNumber

All properties of the [GuiVComponent Object \[page 270\]](#):

- AccLabelCollection
- AccText
- AccTextOnRequest
- AccTooltip
- Changeable
- DefaultTooltip
- Height
- IconName
- IsSymbolFont
- Left
- Modified
- ParentFrame
- ScreenLeft
- ScreenTop
- Text
- Tooltip
- Top
- Width

All properties of the [GuiContainer Object \[page 84\]](#):

- Children

All properties of the [GuiShell Object \[page 200\]](#):

- AccDescription
 - DragDropSupported
 - Handle
 - OcxEvents
 - SubType
-

Property

Syntax	Description
endSelection (Read-only) <pre>Public Property endSelection As String</pre>	The last day of the selected date range (in format "YYYYMMDD").
FirstVisibleDate (Read-write) <pre>Public Property FirstVisibleDate As String</pre>	This is the earliest date visible in the calendar control. In the example above the value would be "20171225".
FocusDate (Read-write) <pre>Public Property FocusDate As String</pre>	The currently focused date (identified by the focus border; see picture above) in the calendar control is available in the format "YYYYMMDD". In this example it is "20180130".
FocusedElement (Read-only) <pre>Public Property FocusedElement As Long</pre>	This property indicates which part of a composite GuiCalendar control currently has focus. The following values are possible: <ul style="list-style-type: none">• 0 - "InputField": The input field (picker) to manually enter a date currently has focus• 1 - "Button": The push button to open the navigator pane currently has focus• 2 - "Navigator": The popup navigator pane is open and currently has focus
	i Note This property is available as of SAP GUI for Windows 7.50 patchlevel 8 and SAP GUI for Windows 7.60.
horizontal (Read-only) <pre>Public Property horizontal As Long</pre>	This property contains True if the GuiCalendar has a horizontal orientation, else it contains False.
LastVisibleDate (Read-write) <pre>Public Property LastVisibleDate As String</pre>	The last date that is currently displayed by the GuiCalendar (in format "YYYYMMDD").
SelectionInterval (Read-write) <pre>Public Property SelectionInterval As String</pre>	The interval is represented by two concatenated date strings separated by a comma.
startSelection (Read-only) <pre>Public Property startSelection As String</pre>	The starting day of the selected date range (in format "YYYYMMDD").

Property

Syntax

Description

Today (Read-only)

The current day (in format "YYYYMMDD").

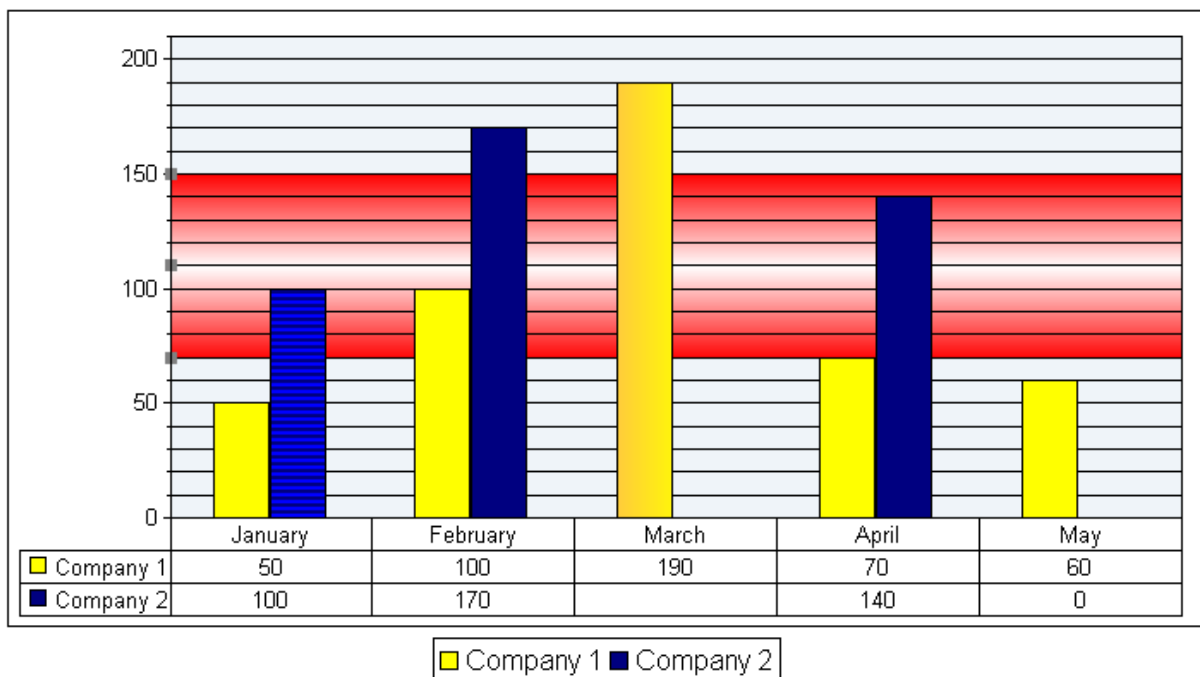
```
Public Property Today As String
```

1.2.8 GuiChart Object

Description

The GuiChart object is of a very technical nature. It should only be used for recording and playback, as most of the parameters cannot be determined in any other way.

Example



Methods

Method	Description
Syntax	
<hr/>	
All methods of the GuiVComponent Object [page 270] :	
<ul style="list-style-type: none">• DumpState• SetFocus• Visualize	
<hr/>	
All methods of the GuiContainer Object [page 84] :	
<ul style="list-style-type: none">• FindById	
<hr/>	
All methods of the GuiVContainer Object [page 275] :	
<ul style="list-style-type: none">• FindAllByName• FindAllByNameEx• FindByName• FindByNameEx	
<hr/>	
All methods of the GuiShell Object [page 200] :	
<ul style="list-style-type: none">• SelectContextMenuItem• SelectContextMenuItemByPosition• SelectContextMenuItemByText	
<hr/>	

Method

Syntax

ValueChange

```
Public Sub ValueChange( _  
    ByVal Series As Long, _  
    ByVal Point As Long, _  
    ByVal XValue As String, _  
    ByVal YValue As String, _  
    ByVal DataChange As Byte, _  
    ByVal Id As String, _  
    ByVal ZValue As String, _  
    ByVal ChangeFlag As Long _  
)
```

Description

Series: Number of the data set within the row that should be changed.

Point: Number of the data point within the row that should be changed.

XValue: New x value.

YValue: New y value.

DataChange: Setting this parameter to True means the value was not changed interactively within the graphic but rather by entering the new value on the DataPoint property page.

Id: GFW data container id of the changed point. May be used instead of the pair series/point.

ZValue: New z value.

ChangeFlag: Notify which value was changed or if it was a time value. The value is set as a bit array, using the lower 5 bits.

1	x
2	y
4	x is time value
8	y is time value
16	z

If the new value is a point in time, it should be set using a string of the format **mm/dd/yyyy hh:mm:ss**.

Properties

Property

Syntax

Description

All properties of the [GuiComponent Object \[page 79\]](#):

- ContainerType
- Id
- Name
- Parent
- Type
- TypeAsNumber

All properties of the [GuiVComponent Object \[page 270\]](#):

- AccLabelCollection
- AccText
- AccTextOnRequest
- AccTooltip
- Changeable
- DefaultTooltip
- Height
- IconName
- IsSymbolFont
- Left
- Modified
- ParentFrame
- ScreenLeft
- ScreenTop
- Text
- Tooltip
- Top
- Width

All additional properties of the [GuiContainer Object \[page 84\]](#):

- Children

All additional properties of the [GuiShell Object \[page 200\]](#):

- AccDescription
 - DragDropSupported
 - Handle
 - OcxEvents
 - SubType
-

1.2.9 GuiCheckBox Object

Description

GuiCheckBox extends the [GuiVComponent Object \[page 270\]](#). The type prefix is chk, the name is the fieldname taken from the SAP data dictionary.

Methods

Method	
Syntax	Description
All methods of the GuiVComponent Object [page 270] :	
<ul style="list-style-type: none">• DumpState• SetFocus• Visualize	
GetListProperty	For more information refer to the documentation about method GetListProperty within GuiLabel Object [page 135] .
<pre>Public Function GetListProperty(_ ByVal Property As String _) As String</pre>	
GetListPropertyNonRec	This method returns information that is compiled on the server to enhance the ABAP lists with accessibility information. See GuiLabel Object [page 135] -> GetListProperty for a description of available attributes. In contrast to the method GetListProperty, GetListPropertyNonRec will only return information that is set for the specific element and ignore list properties set for parent elements. For more information, refer to the documentation about method GetListPropertyNonRec within GuiLabel Object [page 135] .
<pre>Public Function GetListPropertyNonRec(_ ByVal Property As String _) As String</pre>	

Properties

Property

Syntax	Description
--------	-------------

All properties of the [GuiComponent Object \[page 79\]](#):

- ContainerType
- Id
- Name
- Parent
- Type
- TypeAsNumber

All properties of the [GuiVComponent Object \[page 270\]](#):

- AccLabelCollection
- AccText
- AccTextOnRequest
- AccTooltip
- Changeable
- DefaultTooltip
- Height
- IconName
- IsSymbolFont
- Left
- Modified
- ParentFrame
- ScreenLeft
- ScreenTop
- Text
- Tooltip
- Top
- Width

ColorIndex (Read-only)

```
Public Property ColorIndex As Long
```

This number defines the index of the list color of this element.

ColorIntensified (Read-only)

```
Public Property ColorIntensified As Byte
```

This property is True if the Intensified flag is set in Screen Painter for this dynpro element.

ColorInverse (Read-only)

```
Public Property ColorInverse As Byte
```

This property is True if the inverse color style is set in Screen Painter for the element.

Property

Syntax	Description
Flushing (Read-only) <pre>Public Property Flushing As Byte</pre>	Some components such as radio buttons or checkboxes may cause a round trip when their value is changed. If this is the case, the Flushing property is True.
IsLeftLabel (Read-only) <pre>Public Property IsLeftLabel As Byte</pre>	This property is True if the component has the 'assign left' flag.
IsListElement (Read-only) <pre>Public Property IsListElement As Byte</pre>	This property is True if the element is on an ABAP list, not a dynpro screen.
IsRightLabel (Read-only) <pre>Public Property IsRightLabel As Byte</pre>	This property is True if the component has the 'assign right' flag.
LeftLabel (Read-only) <pre>Public Property LeftLabel As GuiVComponent</pre>	Left label of the component. The label is assigned in the Screen Painter, using the flag 'assign left'.
RightLabel (Read-only) <pre>Public Property RightLabel As GuiVComponent</pre>	Right label of the component. This property is set in Screen Painter using the 'assign right' flag.
RowText (Read-only) <pre>Public Property RowText As String</pre>	This property is only available in ABAP list screens. It returns the text of the while line containing the current component. <div data-bbox="821 1332 1396 1585">Note This property can only provide useful data when Accessibility mode is activated and the respective ABAP list has been properly enabled for accessibility. In this case the ABAP list contains substructures of type GuiSimpleContainer which, for example, model the rows of the list.</div>
Selected (Read-write) <pre>Public Property Selected As Byte</pre>	Like radio buttons, checking a checkbox can cause server communication, depending on the ABAP Screen Painter definition.

1.2.10 GuiCollection Collection

Description

GuiCollection is similar to the [GuiComponentCollection Collection \[page 80\]](#), but its members are not necessarily extensions of the [GuiComponent Object \[page 79\]](#). It can be used to pass a collection as a parameter to functions of scriptable objects. An object of this class is created by calling the [CreateGuiCollection](#) function of the [GuiApplication Object \[page 37\]](#).

Methods

Method	
Syntax	Description
Add	After a GuiCollection has been created, items can be added by calling the add function.
<pre>Public Sub Add(_ ByVal Item As Variant _)</pre>	
ElementAt	This function returns the member in the collection at position index, where index may range from 0 to count-1. If no member can be found for the given index, an exception is raised.
<pre>Public Function ElementAt(_ ByVal Index As Long _) As Variant</pre>	
Item	This function returns the member in the collection at position index, where index may range from 0 to count-1. It has been added for compatibility with Microsoft Visual Basic collections. If no member can be found for the given index, an exception is raised.
<pre>Public Function Item(_ ByVal Index As Variant _) As Variant</pre>	

Properties

Property


Syntax	Description
Count (Read-only) <pre>Public Property Count As Long</pre>	The number of elements in the collection. This property has been added for compatibility with Microsoft Visual Basic collections.
Length (Read-only) <pre>Public Property Length As Long</pre>	The number of elements in the collection.
NewEnum (Read-only) <pre>Public Property NewEnum As Unknown</pre>	This property has been added for compatibility with Microsoft Visual Basic collections.
Type (Read-only) <pre>Public Property Type As String</pre>	The type information can be used to determine which properties and methods an object supports. The value is the name of the type taken from this documentation. The value for GuiCollection is 'GuiCollection'.
TypeAsNumber (Read-only) <pre>Public Property TypeAsNumber As Long</pre>	While the Type property is a string value, the TypeAsNumber property is a long value that can alternatively be used to identify an object's type . It was added for better performance in methods such as FindByIdEx . Possible values for this property are taken from the GuiComponentType [page 286] enumeration.

1.2.11 GuiColorSelector Object

Description

GuiColorSelector displays a set of colors for selection. It extends the [GuiShell Object \[page 200\]](#).

Example



Methods

Method

Syntax

Description

All methods of the [GuiVComponent Object \[page 270\]](#):

- DumpState
- SetFocus
- Visualize

All methods of the [GuiContainer Object \[page 84\]](#):

- FindById

All methods of the [GuiVContainer Object \[page 275\]](#):

- FindAllByName
- FindAllByNameEx
- FindByName
- FindByNameEx

All methods of the [GuiShell Object \[page 200\]](#):

- SelectContextMenuitem
- SelectContextMenuitemByPosition
- SelectContextMenuitemByText

ChangeSelection

This function emulates the user's selection of the color at the given index position.

```
Public Sub ChangeSelection( _  
    ByVal i As Integer _  
)
```

Properties

Property

Syntax

Description

All properties of the [GuiComponent Object \[page 79\]](#):

- ContainerType
- Id
- Name
- Parent
- Type
- TypeAsNumber

All properties of the [GuiVComponent Object \[page 270\]](#):

- AccLabelCollection
- AccText
- AccTextOnRequest
- AccTooltip
- Changeable
- DefaultTooltip
- Height
- IconName
- IsSymbolFont
- Left
- Modified
- ParentFrame
- ScreenLeft
- ScreenTop
- Text
- Tooltip
- Top
- Width

All properties of the [GuiContainer Object \[page 84\]](#):

- Children

All additional properties of the [GuiShell Object \[page 200\]](#):

- AccDescription
 - DragDropSupported
 - Handle
 - OcxEvents
 - SubType
-

1.2.12 GuiComboBox Object

Description

The GuiComboBox looks somewhat similar to GuiCTextField, but has a completely different implementation. While pressing the combo box button of a GuiCTextField will open a new dynpro or control in which a selection can be made, GuiComboBox retrieves all possible choices on initialization from the server, so the selection is done solely on the client. GuiComboBox extends the [GuiVComponent Object \[page 270\]](#). The type prefix is cmb, the name is the fieldname taken from the SAP data dictionary. GuiComboBox inherits from the [GuiVComponent Object \[page 270\]](#).

Methods

Method

Syntax

Description

All methods of the [GuiVComponent Object \[page 270\]](#):

- DumpState
- SetFocus
- Visualize

SetKeySpace

```
Public Sub SetKeySpace()
```

This function sets the key property of the combo box to the space character. It was introduced for eCATT.

Properties

Property

Syntax

Description

All properties of the [GuiComponent Object \[page 79\]](#):

- ContainerType
- Id
- Name
- Parent
- Type
- TypeAsNumber

All properties of the [GuiVComponent Object \[page 270\]](#):

- AccLabelCollection
- AccText
- AccTextOnRequest
- AccTooltip
- Changeable
- DefaultTooltip
- Height
- IconName
- IsSymbolFont
- Left
- Modified
- ParentFrame
- ScreenLeft
- ScreenTop
- Tooltip
- Top
- Width

CharHeight (Read-only)

Height of the GuiComboBox in character metric.

```
Public Property CharHeight As Long
```

CharLeft (Read-only)

Left coordinate of the GuiComboBox in character metric.

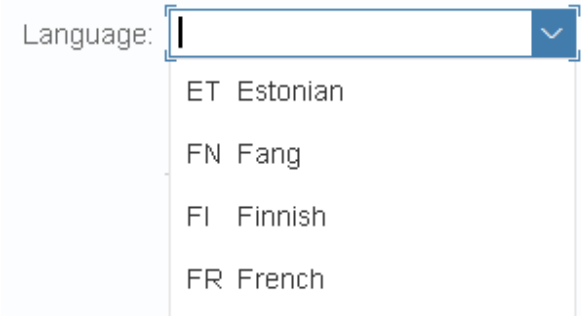
```
Public Property CharLeft As Long
```

CharTop (Read-only)

Top coordinate of the GuiComboBox in character metric.

```
Public Property CharTop As Long
```

Property

Syntax	Description
CharWidth (Read-only) <pre>Public Property CharWidth As Long</pre>	Width of the GuiComboBox in character metric.
CurListBoxEntry (Read-only) <pre>Public Property CurListBoxEntry As GuiComboBoxEntry</pre>	The currently focused entry of the dropdown list.
Entries (Read-only) <pre>Public Property Entries() As GuiCollection</pre>	All members of this collection are of <i>GuiComboBoxEntry</i> type and have just the three properties, <i>key</i> and <i>value</i> , both of type String, and <i>pos</i> of type Long, see also GuiComboBoxEntry Object [page 78] . The key data can be displayed in SAP GUI by setting the 'Show keys...' options in SAP GUI options dialog. 
Flushing (Read-only) <pre>Public Property Flushing As Byte</pre>	Some components such as radio buttons, checkboxes or combo boxes may cause a round trip when their value is changed. If this is the case, the Flushing property is True.
Highlighted (Read-only) <pre>Public Property Highlighted As Byte</pre>	This property is True if the Highlighted flag is set in the Screen Painter for the combo box.
IsLeftLabel (Read-only) <pre>Public Property IsLeftLabel As Byte</pre>	This property is True if the combo box has the 'assign left' flag.
IsListBoxActive (Read-only) <pre>Public Property IsListBoxActive As Byte</pre>	This property is True if the list box of the combo box is currently open.

Property

Syntax	Description
IsRightLabel (Read-only) <pre>Public Property IsRightLabel As Byte</pre>	This property is True if the combo box has the 'assign right' flag.
Key (Read-write) <pre>Public Property Key As String</pre>	This is the key of the currently selected item. You can change this item by setting the Key property to a new value.
LeftLabel (Read-only) <pre>Public Property Modified As Byte</pre>	This label has been defined in ABAP Screen Painter to be the left label of the combo box.
Required (Read-only) <pre>Public Property Required As Byte</pre>	If the required flag is set for a combo box then the empty entry is not selectable from the list.
RightLabel (Read-only) <pre>Public Property RightLabel As GuiVComponent</pre>	This label has been defined in ABAP Screen Painter to be the right label of the combo box.
ShowKey (Read-only) <pre>Public Property ShowKey As Byte</pre>	This property is <i>True</i> , if the ABAP application configured the combo box to always show both keys and values via setting the property <i>Dropdown to Listbox with key</i> in the screen-painter. This has nothing to do with the setting <i>Show keys...</i> in SAP GUI options dialog.
Text (Read-only) <pre>Public Property Text As String</pre>	The value of this property contains the current text of the combobox. <div data-bbox="821 1339 1396 1601">i Note As opposed to other UI elements, you cannot write this property, because the texts in the dropdown list are typically language-dependent. Therefore, you need to use the Key Property to change the selected item and with this the text of the combobox.</div>
Value (Read-write) <pre>Public Property Value As String</pre>	This is the value of the currently selected item. You can change this item by setting the value property to a new value.

1.2.13 GuiComboBoxControl Object

Methods

Method

Syntax

Description

All methods of the [GuiVComponent Object \[page 270\]](#):

- DumpState
- SetFocus
- Visualize

All methods of the [GuiContainer Object \[page 84\]](#):

- FindById

All methods of the [GuiVContainer Object \[page 275\]](#):

- FindAllByName
- FindAllByNameEx
- FindByName
- FindByNameEx

All methods of the [GuiShell Object \[page 200\]](#):

- SelectContextMenuItem
- SelectContextMenuItemByPosition
- SelectContextMenuItemByText

FireSelected

This method sends the "selected" event to the application.

```
Public Sub FireSelected()
```

Properties

Property

Syntax

Description

All properties of the [GuiComponent Object \[page 79\]](#):

- ContainerType
- Id
- Name
- Parent
- Type
- TypeAsNumber

All properties of the [GuiVComponent Object \[page 270\]](#):

- AccLabelCollection
- AccText
- AccTextOnRequest
- AccTooltip
- Changeable
- DefaultTooltip
- Height
- IconName
- IsSymbolFont
- Left
- Modified
- ParentFrame
- ScreenLeft
- ScreenTop
- Tooltip
- Top
- Width

All properties of the [GuiContainer Object \[page 84\]](#):

- Children

All properties of the [GuiShell Object \[page 200\]](#):

- AccDescription
 - DragDropSupported
 - Handle
 - OcxEvents
 - SubType
-

Property

Syntax	Description
CurListBoxEntry (Read-only) <pre>Public Property CurListBoxEntry As GuiComboBoxEntry</pre>	The currently focused entry of the dropdown list. The entry is of <i>GuiComboBoxEntry</i> type and has just the three properties <i>key</i> and <i>value</i> , both of type String, and <i>pos</i> of type Long; see also GuiComboBoxEntry Object [page 78] .
Entries (Read-only) <pre>Public Property Entries As GuiCollection</pre>	This property contains the entries of the combobox control. All members of this collection are of <i>GuiComboBoxEntry</i> type and have just the three properties: <i>key</i> and <i>value</i> , both of type String, and <i>pos</i> of type Long. See also GuiComboBoxEntry Object [page 78] .
IsListBoxActive (Read-only) <pre>Public Property IsListBoxActive As Byte</pre>	This property is True if the list box of the combo box control is currently open.
LabelText (Read-only) <pre>Public Property LabelText As String</pre>	Text of the label belonging to the combobox control.
Selected (Read-write) <pre>Public Property Selected As String</pre>	The key of the currently selected entry of the combo box.
Text (Read-only) <pre>Public Property Text As String</pre>	The value of this property contains the current text of the combobox.

i Note

As opposed to other UI elements, you cannot write this property, because the texts in the dropdown list are typically language-dependent. Therefore, you need to use the *Key* Property to change the selected item and with this the text of the combobox.

1.2.14 GuiComboBoxEntry Object

Description

Members of the Entries collection of a GuiComboBox are of type GuiComBoxEntry.

Properties

Property	
Syntax	Description
Key (Read-only)	Key value of the combo box entry.
<pre>Public Property Key As String</pre>	
Pos (Read-only)	Position of the combo box entry. The range is from 1 to the number of entries in the combo box.
<pre>Public Property Pos As Long</pre>	
Value (Read-only)	Value of the combo box entry.
<pre>Public Property Value As String</pre>	

1.2.15 GuiComponent Object

Description

GuiComponent is the base class for most classes in the Scripting API. It was designed to allow generic programming, meaning you can work with objects without knowing their exact type.

Properties

Property	
Syntax	Description
ContainerType (Read-only)	This property is TRUE, if the object is a container and therefore has the Children property.
<pre>Public Property ContainerType As Byte</pre>	
Id (Read-only)	An object id is a unique textual identifier for the object. It is built in a URLlike formatting, starting at the GuiApplication object and drilling down to the respective object.
<pre>Public Property Id As String</pre>	

Property

Syntax	Description
Name (Read-only) <pre>Public Property Name As String</pre>	The name property is especially useful when working with simple scripts that only access dynpro fields. In that case a field can be found using its name and type information, which is easier to read than a possibly very long id. However, there is no guarantee that there are no two objects with the same name and type in a given dynpro.
Parent (Read-only) <pre>Public Property Parent As Object</pre>	The parent of an object is one level higher in the runtime hierarchy. An object is always in the children collection of its parent.
Type (Read-only) <pre>Public Property Type As String</pre>	The type information of GuiComponent can be used to determine which properties and methods an object supports. The value of the type string is the name of the type taken from this documentation.
TypeAsNumber (Read-only) <pre>Public Property TypeAsNumber As Long</pre>	While the Type property is a string value, the TypeAsNumber property is a long value that can alternatively be used to identify an object's type . It was added for better performance in methods such as FindByIdEx . Possible values for this property are taken from the GuiComponentType [page 286] enumeration.

1.2.16 GuiComponentCollection Collection

Description

The GuiComponentCollection is used for collections elements such as the **Children** property of containers. Each element of the collection is an extension of GuiComponent.

Methods

Method	
Syntax	Description
<p>ElementAt</p> <pre>Public Function ElementAt(_ ByVal Index As Long _) As GuiComponent</pre>	<p>This function returns the member in the collection at position index, where index may range from 0 to count-1. If no member can be found for the given index, the exception <code>Gui_Err_Enumerator_Index (614)</code> is raised.</p>
<p>Item</p> <pre>Public Function Item(_ ByVal Index As Variant _) As GuiComponent</pre>	<p>This function returns the member in the collection at position index, where index may range from 0 to count-1. It has been added for compatibility with Microsoft Visual Basic collections. If no member can be found for the given index the exception <code>Gui_Err_Enumerator_Index (614)</code> is raised.</p>

Properties

Property	
Syntax	Description
<p>Count (Read-only)</p> <pre>Public Property Count As Long</pre>	<p>The number of elements in the collection. This property is used implicitly from Visual Basic applications.</p>
<p>Length (Read-only)</p> <pre>Public Property Length As Long</pre>	<p>The number of elements in the collection.</p>
<p>NewEnum (Read-only)</p> <pre>Public Property NewEnum As Unknown</pre>	<p>This property is used implicitly from Visual Basic applications.</p>
<p>Type (Read-only)</p> <pre>Public Property Type As String</pre>	<p>The type information can be used to determine which properties and methods an object supports. The value of the type string is the name of the type taken from this documentation.</p> <p>The value is 'GuiComponentCollection'.</p>
<p>TypeAsNumber (Read-only)</p> <pre>Public Property TypeAsNumber As Long</pre>	<p>While the Type property is a string value, the TypeAsNumber property is a long value that can alternatively be used to identify an object's type. It was added for better performance in methods such as FindByIdEx. Possible values for this property are taken from the GuiComponentType [page 286] enumeration.</p>

1.2.17 GuiConnection Object

Description

A GuiConnection represents the connection between SAP GUI and an application server. Connections can be opened from SAP Logon or from GuiApplication's openConnection and openConnectionByConnectionString methods. GuiConnection extends the [GuiContainer Object \[page 84\]](#). The type prefix for GuiConnection is con, the name is con plus the connection number in square brackets.

Remarks

It is possible to connect to an application server from ABAP using the following command:

```
CALL FUNCTION func DESTINATION dest.
```

However, this connection is implemented as a re-direction between the two application servers involved. There will therefore be no new GuiConnection object available and the existing object will not reflect the server switch.

Methods

Method

Syntax

Description

All methods of the [GuiContainer Object \[page 84\]](#):

- FindById

CloseConnection

This method closes a connection along with all its sessions.

```
Public Sub CloseConnection()
```

CloseSession

A session can be closed by calling this method of the connection. Closing the last session of a connection will close the connection, too.

```
Public Sub CloseSession( _  
    ByVal Id As String _  
)
```

The parameter "Id" must contain the id of the session to close (like "/app/con[0]/ses[0]").

Properties

Property

Syntax

Description

All properties of the [GuiComponent Object \[page 79\]](#):

- ContainerType
- Id
- Name
- Parent
- Type
- TypeAsNumber

Children (Read-only)

```
Public Property Children As  
GuiComponentCollection
```

This collection contains all direct children of the object.

ConnectionString (Read-only)

```
Public Property ConnectionString As  
String
```

This property contains the connection string defining the backend connection. It is more difficult to read, but it doesn't rely on the SAP Logon entries.

More information on connection strings can be found in chapter [Method OpenConnectionByConnectionString \[page 44\]](#).

Description (Read-only)

```
Public Property Description As String
```

This description is only available if the connection was started either from SAP Logon or using `GuiApplication.OpenConnection`. In both cases the description can then be used when calling the **OpenConnection** method to play back a script on the same system.

DisabledByServer (Read-only)

```
Public Property DisabledByServer As  
Byte
```

This property is set to True if the scripting support has not been enabled for the application server.

Sessions (Read-only)

```
Public Property Sessions As  
GuiComponentCollection
```

This property is another name for the **Children** property. It was added for better readability as all the children of `GuiConnection` are sessions. Accessing either the children property or the **Sessions** property can cause the exception `Gui_Err_Scripting_Disabled_Srv (624)` to be raised if the respective application server has not enabled the scripting support.

1.2.18 GuiContainer Object

Description

This interface resembles GuiVContainer. The only difference is that it is not intended for visual objects but rather administrative objects such as connections or sessions. Objects exposing this interface will therefore support GuiComponent but not GuiVComponent. GuiContainer extends the [GuiComponent Object \[page 79\]](#).

Methods

Method

Syntax	Description
FindById <pre>Public Function FindById(_ ByVal Id As String, _ Optional ByVal Raise As Variant _) As GuiComponent</pre>	Search through the object's descendants for a given id. If the parameter is a fully qualified id, the function will first check if the container object's id is a prefix of the id parameter. If that is the case, this prefix is truncated. If no descendant with the given id can be found the function raises an exception unless the optional parameter raise is set to False.

Properties

Property

Syntax	Description
All properties of the GuiComponent Object [page 79] : <ul style="list-style-type: none">• ContainerType• Id• Name• Parent• Type• TypeAsNumber	
Children (Read-only) <pre>Public Property Children As GuiComponentCollection</pre>	This collection contains all direct children of the object.

1.2.19 GuiContainerShell Object

Description

A GuiContainerShell is a wrapper for a set of the [GuiShell Object \[page 200\]](#). GuiContainerShell extends the [GuiVContainer Object \[page 275\]](#). The type prefix is shellcont, the name is the last part of the id, shellcont[n].

Methods

Method

Syntax

Description

All methods of the [GuiVComponent Object \[page 270\]](#):

- DumpState
- SetFocus
- Visualize

All methods of the [GuiContainer Object \[page 84\]](#):

- FindById

All methods of the [GuiVContainer Object \[page 275\]](#):

- FindAllByName
 - FindAllByNameEx
 - FindByName
 - FindByNameEx
-

Properties

Property

Syntax

Description

All properties of the [GuiComponent Object \[page 79\]](#):

- ContainerType
- Id
- Name
- Parent
- Type
- TypeAsNumber

All properties of the [GuiVComponent Object \[page 270\]](#):

- AccLabelCollection
- AccText
- AccTextOnRequest
- AccTooltip
- Changeable
- DefaultTooltip
- Height
- IconName
- IsSymbolFont
- Left
- Modified
- ParentFrame
- ScreenLeft
- ScreenTop
- Text
- Tooltip
- Top
- Width

All properties of the [GuiContainer Object \[page 84\]](#):

- Children
-

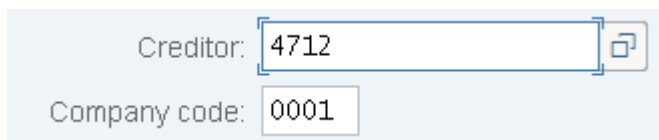
1.2.20 GuiCTextField Object

Description

If the cursor is set into a text field of type `GuiCTextField` a combo box button is displayed to the right of the text field. Pressing this button is equivalent to pressing the F4 key. The button is not represented in the scripting object model as a separate object; it is considered to be part of the text field.

There are no other differences between `GuiTextField` and `GuiCTextField`. `GuiCTextField` extends the [GuiTextField \[page 239\]](#). The type prefix is `ctxt`, the name is the Fieldname taken from the SAP data dictionary.

Example



This is an example of `GuiCTextField` type text field, where the upper field has the focus. Please note that the button is only displayed when the corresponding input field has the focus unless the ABAP application has defined the button to be shown permanently.

Methods

Method

Syntax

Description

All methods of the [GuiVComponent Object \[page 270\]](#):

- `DumpState`
 - `SetFocus`
 - `Visualize`
-

Properties

Property

Syntax

Description

All properties of the [GuiComponent Object \[page 79\]](#):

- ContainerType
- Id
- Name
- Parent
- Type
- TypeAsNumber

All properties of the [GuiVComponent Object \[page 270\]](#):

- AccLabelCollection
 - AccText
 - AccTextOnRequest
 - AccTooltip
 - Changeable
 - DefaultTooltip
 - Height
 - IconName
 - IsSymbolFont
 - Left
 - Modified
 - ParentFrame
 - ScreenLeft
 - ScreenTop
 - Text
 - Tooltip
 - Top
 - Width
-

Property

Syntax

Description

All properties of the [GuiTextField \[page 239\]](#) with one exception: Property **IsListElement** is not available for this object since F4 help is not available for input fields within ABAP lists!

- CaretPosition
 - DisplayedText
 - Highlighted
 - HistoryCurEntry
 - HistoryCurIndex
 - HistoryIsActive
 - HistoryList
 - IsHotspot
 - IsLeftLabel
 - IsOField
 - IsRightLabel
 - LeftLabel
 - MaxLength
 - Numerical
 - Required
 - RightLabel
-

1.2.21 GuiCustomControl Object

Description

The GuiCustomControl is a wrapper object that is used to place ActiveX controls onto dynpro screens. While GuiCustomControl is a dynpro element itself, its children are of GuiContainerShell type, which is a container for controls. GuiCustomControl extends the [GuiVContainer Object \[page 275\]](#). The type prefix is cntl, the name is the fieldname taken from the SAP data dictionary.

Methods

Method

Syntax	Description
--------	-------------

All methods of the [GuiVComponent Object \[page 270\]](#):

- DumpState
- SetFocus
- Visualize

All methods of the [GuiContainer Object \[page 84\]](#):

- FindById

All additional methods of the [GuiVContainer Object \[page 275\]](#):

- FindAllByName
 - FindAllByNameEx
 - FindByName
 - FindByNameEx
-

Properties

Property

Syntax	Description
--------	-------------

All properties of the [GuiComponent Object \[page 79\]](#):

- ContainerType
 - Id
 - Name
 - Parent
 - Type
 - TypeAsNumber
-

Property

Syntax

Description

All properties of the [GuiVComponent Object \[page 270\]](#):

- AccLabelCollection
- AccText
- AccTextOnRequest
- AccTooltip
- Changeable
- DefaultTooltip
- Height
- IconName
- IsSymbolFont
- Left
- Modified
- ParentFrame
- ScreenLeft
- ScreenTop
- Text
- Tooltip
- Top
- Width

All properties of the [GuiContainer Object \[page 84\]](#):

- Children

CharHeight (Read-only)

Height of the GuiCustomControl in character metric.

```
Public Property CharHeight As Long
```

CharLeft (Read-only)

Left coordinate of the GuiCustomControl in character metric.

```
Public Property CharLeft As Long
```

CharTop (Read-only)

Top coordinate of the GuiCustomControl in character metric.

```
Public Property CharTop As Long
```

CharWidth (Read-only)

Width of the GuiCustomControl in character metric.

```
Public Property CharWidth As Long
```

1.2.22 GuiDialogShell Object

Description

The `GuiDialogShell` is an external window that is used as a container for other shells, for example a toolbar. `GuiDialogShell` extends the [GuiVContainer Object \[page 275\]](#). The type prefix is `shellcont`, the name is the last part of the id, `shellcont[n]`.

Example



Methods

Method

Syntax	Description
--------	-------------

All methods of the [GuiVComponent Object \[page 270\]](#):

- `DumpState`
- `SetFocus`
- `Visualize`

All methods of the [GuiContainer Object \[page 84\]](#):

- `FindById`

All additional methods of the [GuiVContainer Object \[page 275\]](#):

- `FindAllByName`
- `FindAllByNameEx`
- `FindByName`
- `FindByNameEx`

Close

This method closes the external window.

```
Public Sub Close()
```

Properties

Property

Syntax

Description

All properties of the [GuiComponent Object \[page 79\]](#):

- ContainerType
- Id
- Name
- Parent
- Type
- TypeAsNumber

All properties of the [GuiVComponent Object \[page 270\]](#):

- AccLabelCollection
- AccText
- AccTextOnRequest
- AccTooltip
- Changeable
- DefaultTooltip
- Height
- IconName
- IsSymbolFont
- Left
- Modified
- ParentFrame
- ScreenLeft
- ScreenTop
- Text
- Tooltip
- Top
- Width

All properties of the [GuiContainer Object \[page 84\]](#):

- Children

Title (Read-only)

Title of the dialog.

```
Public Property Title As String
```

1.2.23 GuiDockShell Object

Description

A `GuiDockShell` is a special kind of [GuiContainerShell Object \[page 85\]](#), which represents a docking container. `GuiDockShell` extends the [GuiVContainer Object \[page 275\]](#). The type prefix is *shellcont*, the name is the last part of the id, *shellcont[n]*.

Methods

Method

Syntax	Description
--------	-------------

All methods of the [GuiVComponent Object \[page 270\]](#):

- `DumpState`
- `SetFocus`
- `Visualize`

All methods of the [GuiContainer Object \[page 84\]](#):

- `FindById`

All methods of the [GuiVContainer Object \[page 275\]](#):

- `FindAllByName`
 - `FindAllByNameEx`
 - `FindByName`
 - `FindByNameEx`
-

Properties

Property

Syntax	Description
--------	-------------

All properties of the [GuiComponent Object \[page 79\]](#):

- `ContainerType`
 - `Id`
 - `Name`
 - `Parent`
 - `Type`
 - `TypeAsNumber`
-

Property

Syntax

Description

All properties of the [GuiVComponent Object \[page 270\]](#):

- AccLabelCollection
- AccText
- AccTextOnRequest
- AccTooltip
- Changeable
- DefaultTooltip
- Height
- IconName
- IsSymbolFont
- Left
- Modified
- ParentFrame
- ScreenLeft
- ScreenTop
- Text
- Tooltip
- Top
- Width

All properties of the [GuiContainer Object \[page 84\]](#):

- Children

DockerIsVertical (Read-only)

Is TRUE if the container is a vertical docker control.

```
Public Property DockerIsVertical As  
Byte
```

DockerPixelSize (Read-write)

Returns the size of the docker control in pixels.

```
Public Property DockerPixelSize As  
Long
```

1.2.24 GuiEAIViewer2D Object

Description

The GuiEAIViewer2D control is used to view 2-dimensional graphic images in the SAP system. The user can carry out redlining over the loaded image. The scripting wrapper for this control records all user actions during the redlining process and reproduces the same actions when the recorded script is replayed.

GuiEAIViewer2D extends the [GuiShell Object \[page 200\]](#).

Methods

Method

Syntax

Description

All methods of the [GuiVComponent Object \[page 270\]](#):

- DumpState
- SetFocus
- Visualize

All methods of the [GuiContainer Object \[page 84\]](#):

- FindById

All methods of the [GuiVContainer Object \[page 275\]](#):

- FindAllByName
- FindAllByNameEx
- FindByName
- FindByNameEx

All methods of the [GuiShell Object \[page 200\]](#):

- SelectContextMenuItem
- SelectContextMenuItemByPosition
- SelectContextMenuItemByText

annotationTextRequest

```
Public Sub annotationTextRequest( _  
    ByVal strText As String _  
)
```

Properties

Property

Syntax

Description

All properties of the [GuiComponent Object \[page 79\]](#):

- ContainerType
- Id
- Name
- Parent
- Type
- TypeAsNumber

All properties of the [GuiVComponent Object \[page 270\]](#):

- AccLabelCollection
- AccText
- AccTextOnRequest
- AccTooltip
- Changeable
- DefaultTooltip
- Height
- IconName
- IsSymbolFont
- Left
- Modified
- ParentFrame
- ScreenLeft
- ScreenTop
- Text
- Tooltip
- Top
- Width

All properties of the [GuiContainer Object \[page 84\]](#):

- Children

All additional properties of the [GuiShell Object \[page 200\]](#):

- AccDescription
 - DragDropSupported
 - Handle
 - OcxEvents
 - SubType
-

Property

Syntax	Description
AnnotationEnabled (Read-write) <pre>Public Property AnnotationEnabled As Long</pre>	The value of this property is set to 1 when redlining is started. The wrapper control starts recording user actions as soon as this property is set to value 1.
AnnotationMode (Read-write) <pre>Public Property AnnotationMode As Integer</pre>	During redlining, the selected redlining mode is stored in this property.
RedliningStream (Read-write) <pre>Public Property RedliningStream As String</pre>	This property stores the redlining layer as BLOB (Binary large data object). During recording, the whole BLOB is copied into the generated script.

1.2.25 GuiEAIViewer3D Object

The GuiEAIViewer3D control is used to view 3-dimensional graphic images in the SAP system.

GuiEAIViewer3D extends the [GuiShell Object \[page 200\]](#).

Methods

Method

Syntax	Description
All methods of the GuiVComponent Object [page 270] :	
<ul style="list-style-type: none">• DumpState• SetFocus• Visualize	
All methods of the GuiContainer Object [page 84] :	
<ul style="list-style-type: none">• FindById	

Method

Syntax	Description
--------	-------------

All methods of the [GuiVContainer Object \[page 275\]](#):

- FindAllByName
- FindAllByNameEx
- FindByName
- FindByNameEx

All methods of the [GuiShell Object \[page 200\]](#):

- SelectContextMenuItem
- SelectContextMenuItemByPosition
- SelectContextMenuItemByText

Properties

Property

Syntax	Description
--------	-------------

All properties of the [GuiComponent Object \[page 79\]](#):

- ContainerType
- Id
- Name
- Parent
- Type
- TypeAsNumber

Property

Syntax

Description

All properties of the [GuiVComponent Object \[page 270\]](#):

- AccLabelCollection
- AccText
- AccTextOnRequest
- AccTooltip
- Changeable
- DefaultTooltip
- Height
- IconName
- IsSymbolFont
- Left
- Modified
- ParentFrame
- ScreenLeft
- ScreenTop
- Text
- Tooltip
- Top
- Width

All properties of the [GuiContainer Object \[page 84\]](#):

- Children

All additional properties of the [GuiShell Object \[page 200\]](#):

- AccDescription
 - DragDropSupported
 - Handle
 - OcxEvents
 - SubType
-

1.2.26 GuiEnum Object

Methods

Method

Syntax

Description

Clone

```
Public Function Clone( _  
    ByRef ppenum As GuiEnum _  
) As HRESULT
```

Next

```
Public Function Next( _  
    ByVal celt As ULONG, _  
    ByRef rgvar As Variant, _  
    ByRef pceltFetched As ULONG _  
) As HRESULT
```

Reset

```
Public Function Reset() As HRESULT
```

Skip

```
Public Function Skip( _  
    ByVal celt As ULONG _  
) As HRESULT
```

1.2.27 GuiFrameWindow Object

Description

A GuiFrameWindow is a high level visual object in the runtime hierarchy. It can be either the main window or a modal popup window. See the GuiMainWindow and GuiModalWindow sections for examples. GuiFrameWindow itself is an abstract interface. GuiFrameWindow extends the [GuiVContainer Object \[page 275\]](#). The type prefix is wnd, the name is wnd plus the window number in square brackets.

Methods

Method

Syntax

Description

All methods of the [GuiVComponent Object \[page 270\]](#):

- DumpState
- SetFocus
- Visualize

All methods of the [GuiContainer Object \[page 84\]](#):

- FindById

All methods of the [GuiVContainer Object \[page 275\]](#):

- FindAllByName
- FindAllByNameEx
- FindByName
- FindByNameEx

Close

```
Public Sub Close()
```

The function attempts to close the window. Trying to close the last main window of a session will not succeed immediately; the dialog 'Do you really want to log off?' will be displayed first.

CompBitmap

```
Public Function CompBitmap( _  
    ByVal Filename1 As String, _  
    ByVal Filename2 As String _  
    ) As Long
```

This method compares two bitmap files pixel by pixel.

Return Type

The method returns one of the following values:

- 0: The files do not differ
- 1: The files differ in size
- 2: The files have different content
- 3: There was an error

Method

Syntax

HardCopy

```
Public Function HardCopy( _  
    ByVal Filename As String, _  
    Optional ByVal ImageType As  
Variant, _  
    Optional ByVal xPos As Variant, _  
    Optional ByVal yPos As Variant, _  
    Optional ByVal nWidth As Variant, _  
    Optional ByVal nHeight As Variant _  
) As String
```

Description

This function dumps a hardcopy of the window as a bitmap file to disk. The parameter is the name of the file. If the function succeeds, then the return value will be the fully qualified path of the file. If no path information is given, then the file will be written to the SAP GUI Documents Folder.

Filename

ImageType

The following values are valid:

- 0: BMP
- 1: JPG
- 2: PNG
- 3: GIF
- 4: TIFF

BMP is the default format.

xPos

If the optional parameters xPos, yPos, nWidth and nHeight are set, only the specified rectangle of the main window will be captured.

yPos

If the optional parameters xPos, yPos, nWidth and nHeight are set, only the specified rectangle of the main window will be captured.

nWidth

If the optional parameters xPos, yPos, nWidth and nHeight are set, only the specified rectangle of the main window will be captured.

nHeight

If the optional parameters xPos, yPos, nWidth and nHeight are set, only the specified rectangle of the main window will be captured.

Method

Syntax

HardCopyToMemory

```
Public Function HardCopyToMemory( _  
    Optional ByVal ImageType As  
Variant _  
    ) As Variant
```

Description

This function returns a hardcopy of the window as a safe array of bytes.

The following values are valid:

- 0: BMP
- 1: JPG
- 2: PNG
- 3: GIF

BMP is the default format.

Sample Code

The following example shows the hardcopy of an SAP GUI main window ("wnd[0]").

```
If Not IsObject(application) Then  
    Set SapGuiAuto =  
GetObject("SAPGUI")  
    Set application =  
SapGuiAuto.GetScriptingEngine  
End If  
If Not IsObject(connection) Then  
    Set connection =  
application.Children(0)  
End If  
If Not IsObject(session) Then  
    Set session =  
connection.Children(0)  
End If  
Image =  
session.findById("wnd[0]").HardCopy  
ToMemory()  
Const adTypeBinary = 1  
Const adSaveCreateOverWrite = 2  
  
Dim BinaryStream  
Set BinaryStream =  
CreateObject("ADODB.Stream")  
  
BinaryStream.Type = adTypeBinary  
BinaryStream.Open  
BinaryStream.Write Image  
BinaryStream.SaveToFile "C:  
\screenshot.bmp",  
adSaveCreateOverWrite  
MsgBox "Done"
```

Iconify

```
Public Sub Iconify()
```

This will set a window to the iconified state. It is not possible to iconify a specific window of a session; both the main window and all existing modals will be iconified.

Method

Syntax	Description								
IsVKeyAllowed <pre>Public Function IsVKeyAllowed(_ ByVal VKey As Integer _) As Byte</pre>	This function returns True if the virtual key VKey is currently available. The VKeys are defined in the menu painter.								
JumpBackward <pre>Public Sub JumpBackward()</pre>	Execute the Ctrl+Shift+Tab key on the window to jump backward one block.								
JumpForward <pre>Public Sub JumpForward()</pre>	Execute the Ctrl+Tab key on the window to jump forward one block.								
Maximize <pre>Public Sub Maximize()</pre>	This will maximize a window. It is not possible to maximize a modal window; it is always the main window which will be maximized.								
Restore <pre>Public Sub Restore()</pre>	This will restore a window from its iconified state. It is not possible to restore a specific window of a session; both the main window and all existing modals will be restored.								
SendVKey <pre>Public Sub SendVKey(_ ByVal VKey As Integer _)</pre>	The virtual key VKey is executed on the window. The VKeys are defined in the menu painter.								
ShowMessageBox <pre>Public Function ShowMessageBox(_ ByVal Title As String, _ ByVal Text As String, _ ByVal MsgIcon As Long, _ ByVal MsgType As Long _) As Long</pre>	<p>This method shows the message box modal to the GuiFrameWindow. The title and text parameters set the title and text of the message box. The return value will be one of the MESSAGE_RESULT_* values.</p> <table><tbody><tr><td><i>Title</i></td><td></td></tr><tr><td><i>Text</i></td><td></td></tr><tr><td><i>MsgIcon</i></td><td>The msgIcon parameter sets the icon to be used for the message box and should be set to one of the MESSAGE_TYPE_* constants.</td></tr><tr><td><i>MsgType</i></td><td>msgType sets the buttons available on the message box and should be set to one of the MESSAGE_OPTION* constants.</td></tr></tbody></table>	<i>Title</i>		<i>Text</i>		<i>MsgIcon</i>	The msgIcon parameter sets the icon to be used for the message box and should be set to one of the MESSAGE_TYPE_* constants.	<i>MsgType</i>	msgType sets the buttons available on the message box and should be set to one of the MESSAGE_OPTION* constants.
<i>Title</i>									
<i>Text</i>									
<i>MsgIcon</i>	The msgIcon parameter sets the icon to be used for the message box and should be set to one of the MESSAGE_TYPE_* constants.								
<i>MsgType</i>	msgType sets the buttons available on the message box and should be set to one of the MESSAGE_OPTION* constants.								

Method

Syntax	Description
TabBackward <pre>Public Sub TabBackward()</pre>	Execute the Shift+Tab key on the window to jump backward one element.
TabForward <pre>Public Sub TabForward()</pre>	Execute the Tab key on the window to jump forward one element.

Properties

Property

Syntax	Description
All properties of the GuiComponent Object [page 79] :	
<ul style="list-style-type: none">• ContainerType• Id• Name• Parent• Type• TypeAsNumber	

Property

Syntax

Description

All properties of the [GuiVComponent Object \[page 270\]](#):

- AccLabelCollection
- AccText
- AccTextOnRequest
- AccTooltip
- Changeable
- DefaultTooltip
- Height
- IconName
- IsSymbolFont
- Left
- Modified
- ParentFrame
- ScreenLeft
- ScreenTop
- Text
- Tooltip
- Top
- Width

All properties of the [GuiContainer Object \[page 84\]](#):

- Children

ElementVisualizationMode (Read-write)

```
Public Property  
ElementVisualizationMode() As Boolean
```

When elementVisualizationMode is enabled, a hit test can be performed on SAP GUI by moving the cursor over the window. The hit event of the session is fired when a component was found at the mouse position.

GuiFocus (Read-only)

```
Public Property GuiFocus() As  
GuiVComponent
```

The SystemFocus only supports dynpro elements. To receive information about the currently focused ActiveX control you can access the GuiFocus property.

Handle (Read-only)

```
Public Property Handle() As Long
```

The window handle of the control that is connected to the GuiShell. This is the handle of the underlying window in Microsoft Windows.

Iconic (Read-only)

```
Public Property Iconic() As Boolean
```

This property is True if the window is iconified. It is possible to execute script commands on an iconified window, but there may be undefined results, especially when controls are involved, as these may have invalid size settings.

Property

Syntax

Description

SystemFocus (Read-only)

```
Public Property SystemFocus() As  
GuiVComponent
```

The systemFocus specifies the component that the SAP system is currently seeing as being focused. This value is only valid for dynpro elements and might therefore differ from the focus as seen on the frontend.

WorkingPaneHeight (Read-only)

```
Public Property WorkingPaneHeight()  
As Long
```

This is the height of the working pane in character metric.

WorkingPaneWidth (Read-only)

```
Public Property WorkingPaneWidth() As  
Long
```

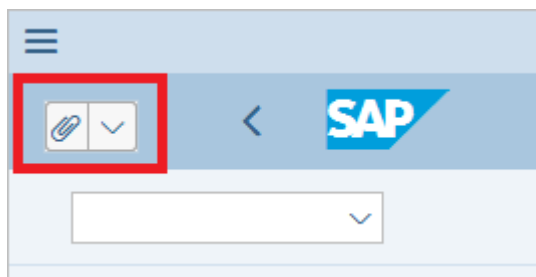
This is the width of the working pane in character metric. The working pane is the area between the toolbars in the upper area of the window and the status bar at the bottom of the window.

1.2.28 GuiGOSShell Object

Description

The GuiGosShell is not available in Classic Theme. GuiGOSShell extends the [GuiVContainer Object \[page 275\]](#). The type prefix is shellcont, the name is the last part of the id, shellcont[n].

Example



Methods

Method

Syntax	Description
--------	-------------

All methods of the [GuiVComponent Object \[page 270\]](#):

- DumpState
- SetFocus
- Visualize

All methods of the [GuiContainer Object \[page 84\]](#):

- FindById

All methods of the [GuiVContainer Object \[page 275\]](#):

- FindAllByName
 - FindAllByNameEx
 - FindByName
 - FindByNameEx
-

Properties

Property

Syntax	Description
--------	-------------

All properties of the [GuiComponent Object \[page 79\]](#):

- ContainerType
 - Id
 - Name
 - Parent
 - Type
 - TypeAsNumber
-

Property

Syntax

Description

All properties of the [GuiVComponent Object \[page 270\]](#):

- AccLabelCollection
- AccText
- AccTextOnRequest
- AccTooltip
- Changeable
- DefaultTooltip
- Height
- IconName
- IsSymbolFont
- Left
- Modified
- ParentFrame
- ScreenLeft
- ScreenTop
- Text
- Tooltip
- Top
- Width

All properties of the [GuiContainer Object \[page 84\]](#):

- Children
-

1.2.29 GuiGraphAdapt Object

Description

For the graphic adapter control only basic members from GuiShell are available. Recording and playback is not possible.

Remarks

In addition to the new, activeX based controls SAP GUI also comes with a set of external graphics executables, for example to display a GANTT chart. These executables are not supported within the API. If during the execution of a script one of these executables is launched, then the script will be blocked.

If you need to automate a process during which a graphics executable is displayed, then you need an automation tool that allows you to both manipulate SAP GUI using the Scripting API, and other Windows applications using native methods.

Methods

Method

Syntax

Description

All methods of the [GuiVComponent Object \[page 270\]](#):

- DumpState
- SetFocus
- Visualize

All methods of the [GuiContainer Object \[page 84\]](#):

- FindById

All methods of the [GuiVContainer Object \[page 275\]](#):

- FindAllByName
- FindAllByNameEx
- FindByName
- FindByNameEx

All methods of the [GuiShell Object \[page 200\]](#):

- SelectContextMenuItem
 - SelectContextMenuItemByPosition
 - SelectContextMenuItemByText
-

Properties

Property

Syntax	Description
--------	-------------

All properties of the [GuiComponent Object \[page 79\]](#):

- ContainerType
- Id
- Name
- Parent
- Type
- TypeAsNumber

All properties of the [GuiVComponent Object \[page 270\]](#):

- AccLabelCollection
- AccText
- AccTextOnRequest
- AccTooltip
- Changeable
- DefaultTooltip
- Height
- IconName
- IsSymbolFont
- Left
- Modified
- ParentFrame
- ScreenLeft
- ScreenTop
- Text
- Tooltip
- Top
- Width

All properties of the [GuiContainer Object \[page 84\]](#):

- Children

All additional properties of the [GuiShell Object \[page 200\]](#):

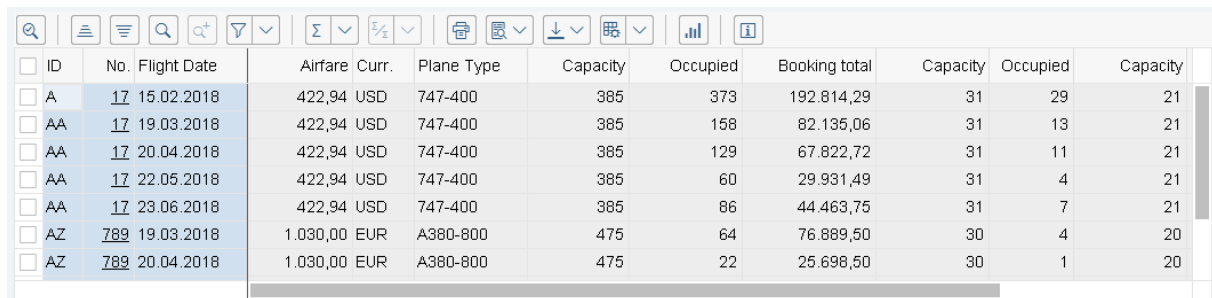
- AccDescription
 - DragDropSupported
 - Handle
 - OcxEvents
 - SubType
-

1.2.30 GuiGridView Object

Description

The grid view is similar to the dynpro table control, but significantly more powerful. GuiGridView extends the [GuiShell Object \[page 200\]](#).

Example



ID	No.	Flight Date	Airfare	Curr.	Plane Type	Capacity	Occupied	Booking total	Capacity	Occupied	Capacity
A	17	15.02.2018	422,94	USD	747-400	385	373	192.814,29	31	29	21
AA	17	19.03.2018	422,94	USD	747-400	385	158	82.135,06	31	13	21
AA	17	20.04.2018	422,94	USD	747-400	385	129	67.822,72	31	11	21
AA	17	22.05.2018	422,94	USD	747-400	385	60	29.931,49	31	4	21
AA	17	23.06.2018	422,94	USD	747-400	385	86	44.463,75	31	7	21
AZ	789	19.03.2018	1.030,00	EUR	A380-800	475	64	76.889,50	30	4	20
AZ	789	20.04.2018	1.030,00	EUR	A380-800	475	22	25.698,50	30	1	20

Methods

Method

Syntax

Description

All methods of the [GuiVComponent Object \[page 270\]](#):

- DumpState
- SetFocus
- Visualize

All methods of the [GuiContainer Object \[page 84\]](#):

- FindById

All methods of the [GuiVContainer Object \[page 275\]](#):

- FindAllByName
- FindAllByNameEx
- FindByName
- FindByNameEx

Method

Syntax

Description

All methods of the [GuiShell Object \[page 200\]](#):

- SelectContextMenuItem
- SelectContextMenuItemByPosition
- SelectContextMenuItemByText

ClearSelection

```
Public Sub ClearSelection()
```

Calling clearSelection removes all row, column and cell selections.

Click

```
Public Sub Click( _  
    ByVal Row As Long, _  
    ByVal Column As String _  
)
```

This function emulates a mouse click on a given cell if the parameters are valid and raises an exception otherwise.

ClickCurrentCell

```
Public Sub ClickCurrentCell()
```

This function emulates a mouse click on the current cell.

ContextMenu

```
Public Sub ContextMenu()
```

Calling contextMenu emulates the context menu request.

CurrentCellMoved

```
Public Sub CurrentCellMoved()
```

This function notifies the server that a different cell has been made the current cell. It must be called whenever the current cell is changed.

DeleteRows

```
Public Sub DeleteRows( _  
    ByVal Rows As String _  
)
```

The parameter rows is a comma separated string of indices or index ranges, for example "3,5-8,14,15". The entries must be ordered and not overlap, otherwise an exception is raised.

DeselectColumn

```
Public Sub DeselectColumn( _  
    ByVal Column As String _  
)
```

This function removes the specified column from the collection of the selected columns.

DoubleClick

```
Public Sub DoubleClick( _  
    ByVal Row As Long, _  
    ByVal Column As String _  
)
```

This function emulates a mouse double click on a given cell if the parameters are valid and raises an exception otherwise.

Method

Syntax

Description

DoubleClickCurrentCell

```
Public Sub DoubleClickCurrentCell()
```

This function emulates a mouse double click on the current cell.

DuplicateRows

```
Public Sub DuplicateRows( _  
    ByVal Rows As String _  
)
```

The parameter rows is a comma separated string of indices or index ranges, for example "3,5-8,14,15". For any single index a copy of the row will be inserted at the given index. If a range of indexes is duplicated then all the new lines are inserted as one block, before the old lines. The entries must be ordered and not overlap, otherwise an exception is raised.

Example

0	Value A
1	Value B

If rows is "0,1" then the resulting table would be:

0	Value A
1	Value A
2	Value B
3	Value B

If on the other hand rows is "0-1" then the resulting table is:

0	Value A
1	Value B
2	Value A
3	Value B

GetCellChangeable

```
Public Function GetCellChangeable( _  
    ByVal Row As Long, _  
    ByVal Column As String _  
) As Byte
```

This function returns True if the specified cell is changeable.

GetCellCheckBoxChecked

```
Public Function  
GetCellCheckBoxChecked( _  
    ByVal Row As Long, _  
    ByVal Column As String _  
) As Byte
```

Returns True if the checkbox at the specified position is checked. Throws an exception if there is no checkbox in the specified cell.

Method

Syntax

Description

GetCellColor

```
Public Function GetCellColor( _  
    ByVal Row As Long, _  
    ByVal Column As String _  
) As Long
```

Returns an identifier for the color of the cell. This can be used to retrieve the color information using GetColorInfo.

GetCellHeight

```
Public Function GetCellHeight( _  
    ByVal Row As Long, _  
    ByVal Column As String _  
) As Long
```

Returns the height of the cell in pixels.

GetCellIcon

```
Public Function GetCellIcon( _  
    ByVal Row As Long, _  
    ByVal Column As String _  
) As String
```

Return the icon string of the cell, if the cell contains an icon. The string has the ABAP icon format '@xy@', where xy is a number or character.

GetCellLeft

```
Public Function GetCellLeft( _  
    ByVal Row As Long, _  
    ByVal Column As String _  
) As Long
```

Returns the left position of the cell in client coordinates.

GetCellListBoxCount

```
Public Function GetCellListBoxCount( _  
    ByVal Row As Long, _  
    ByVal Column As String _  
) As Long
```

Returns the number of entries in the listbox of the cell. Throws an exception if there is no listbox (valuelist / dropdown) in the specified cell. Also throws an exception if an invalid row or column is specified.

GetCellListBoxCurIndex

```
Public Function  
GetCellListBoxCurIndex( _  
    ByVal Row As Long, _  
    ByVal Column As String _  
) As String
```

Returns the index (0-based) of the currently selected listbox entry. Throws an exception if there is no listbox (valuelist / dropdown) in the specified cell. Also throws an exception if an invalid row or column is specified. Default value (no selection) is -1.

GetCellMaxLength

```
Public Function GetCellMaxLength( _  
    ByVal Row As Long, _  
    ByVal Column As String _  
) As Long
```

Returns the maximum length of the cell in number of bytes.

Method

Syntax

Description

GetCellState

```
Public Function GetCellState( _  
    ByVal Row As Long, _  
    ByVal Column As String _  
) As String
```

Returns the state of the cell. Possible values are:

- Normal
- Error
- Warning
- Info

GetCellTooltip

```
Public Function GetCellTooltip( _  
    ByVal Row As Long, _  
    ByVal Column As String _  
) As String
```

Returns the tooltip of the cell.

GetCellTop

```
Public Function GetCellTop( _  
    ByVal Row As Long, _  
    ByVal Column As String _  
) As Long
```

Returns the top position of the cell in client coordinates.

GetCellType

```
Public Function GetCellType( _  
    ByVal Row As Long, _  
    ByVal Column As String _  
) As String
```

This function returns the type of the specified cell. Possible values are:

- Normal
- Button
- Checkbox
- ValueList
- RadioButton

GetCellValue

```
Public Function GetCellValue( _  
    ByVal Row As Long, _  
    ByVal Column As String _  
) As String
```

Returns the value of the cell as a string.

GetCellWidth

```
Public Function GetCellWidth( _  
    ByVal Row As Long, _  
    ByVal Column As String _  
) As Long
```

Returns the width of the cell in pixels.

GetColorInfo

```
Public Function GetColorInfo( _  
    ByVal Color As Long _  
) As String
```

Returns the description for the color of the cell.

Method

Syntax

Description

GetColumnDataType

```
Public Function GetColumnDataType( _  
    ByVal Column As String _  
) As String
```

Returns the data type of the column according to the 'built-in datatypes' of the XML schema standard.

GetColumnOperationType

```
Public Function  
GetColumnOperationType ( _  
    ByVal Column As String _  
) As String
```

Returns the type of mathematical operation applied to the column. Possible values are:

- Non
- Mean
- Minimum
- Maximum

This method is available as of SAP GUI for Windows 7.70 Patchlevel 1.

GetColumnPosition

```
Public Function GetColumnPosition( _  
    ByVal Column As String _  
) As Long
```

Returns the position of the column as shown on the screen, starting from 1.

GetColumnSortType

```
Public Function GetColumnSortType( _  
    ByVal Column As String _  
) As String
```

Returns the sort type of the column. Possible values are:

- None
- Ascending
- Descending

GetColumnTitles

```
Public Function GetColumnTitles( _  
    ByVal Column As String _  
) As Object
```

This function returns a collection of strings that are used to display the title of a column. The control chooses the appropriate title according to the width of the column.

GetColumnTooltip

```
Public Function GetColumnTooltip( _  
    ByVal Column As String _  
) As String
```

The tooltip of a column contains a text which is designed to help the user understand the meaning of the column.

GetColumnTotalType

```
Public Function GetColumnTotalType( _  
    ByVal Column As String _  
) As String
```

Returns the total type of the column. Possible values are:

- None
- Total
- Subtotal

Method

Syntax	Description
GetDisplayedColumnName <pre>Public Function GetDisplayedColumnName(_ ByVal Column As String _) As String</pre>	This function returns the title of the column that is currently displayed. This text is one of the values of the collection returned from the function "getColumnTitles".
GetRowTotalLevel <pre>Public Function GetRowTotalLevel(_ ByVal Row As Long _) As Long</pre>	Returns the level of the row.
GetSymbolInfo <pre>Public Function GetSymbolInfo(_ ByVal Symbol As String _) As String</pre>	Returns the description for the symbol in the cell.
GetToolbarButtonChecked <pre>Public Function GetToolbarButtonChecked(_ ByVal ButtonPos As Long _) As Byte</pre>	Returns True if the button is currently checked (pressed).
GetToolbarButtonEnabled <pre>Public Function GetToolbarButtonEnabled(_ ByVal ButtonPos As Long _) As Byte</pre>	Indicates if the button can be pressed.
GetToolbarButtonIcon <pre>Public Function GetToolbarButtonIcon(_ ByVal ButtonPos As Long _) As String</pre>	Returns the name of the icon of the specified toolbar button.
GetToolbarButtonId <pre>Public Function GetToolbarButtonId(_ ByVal ButtonPos As Long _) As String</pre>	Returns the ID of the specified toolbar button, as defined in the ABAP data dictionary.
GetToolbarButtonText <pre>Public Function GetToolbarButtonText(_ ByVal ButtonPos As Long _) As String</pre>	Returns the text of the specified toolbar button.

Method

Syntax

Description

GetToolBarButtonTooltip

Returns the tooltip of the specified toolbar button.

```
Public Function  
GetToolBarButtonTooltip( _  
    ByVal ButtonPos As Long _  
) As String
```

GetToolBarButtonType

Returns the type of the specified toolbar button. Possible values are

```
Public Function  
GetToolBarButtonType( _  
    ByVal ButtonPos As Long _  
) As String
```

- Button
- ButtonAndMenu
- Menu
- Separator
- Group
- CheckBox

GetToolBarFocusButton

Returns the position of the toolbar button that has the focus. If no button in the toolbar has the focus, the method returns -1.

```
Public Function  
GetToolBarFocusButton() As Long
```

HasCellF4Help

Returns True if the cell has a value help.

```
Public Function HasCellF4Help( _  
    ByVal Row As Long, _  
    ByVal Column As String _  
) As Byte
```

HistoryCurEntry

Returns the text of the presently selected entry of the history list in the specified cell.

```
Public Function HistoryCurEntry( _  
    ByVal Row As Long, _  
    ByVal Column As String _  
) As String
```

i Note

- You can only use this method from an external program (like Freedom Scientific JAWS), because the history list is collapsed when a script accesses SAP GUI
- If an invalid row index or column name is specified, the method raises an exception (**RowIndexOutOfRange** / **WrongColumnName**)
- This method is available as of SAP GUI for Windows 7.60

Method

Syntax

Description

HistoryCurIndex

```
Public Function HistoryCurIndex( _  
    ByVal Row As Long, _  
    ByVal Column As String _  
) As Long
```

Returns the index (0-based) of the presently selected entry of the history list in the specified cell.

i Note

- You can only use this method from an external program (like Freedom Scientific JAWS), because the history list is collapsed when a script accesses SAP GUI
- If an invalid row index or column name is specified, the method raises an exception ([RowIndexOutOfRange](#) / [WrongColumnName](#))
- This method is available as of SAP GUI for Windows 7.60

HistoryIsActive

```
Public Function HistoryIsActive( _  
    ByVal Row As Long, _  
    ByVal Column As String _  
) As Byte
```

This method returns **true** if the input history list is open for the specified cell

i Note

- You can only use this method from an external program (like Freedom Scientific JAWS), because the history list is collapsed when a script accesses SAP GUI
- If an invalid row index or column name is specified, the method raises an exception ([RowIndexOutOfRange](#) / [WrongColumnName](#))
- This method is available as of SAP GUI for Windows 7.60

HistoryList

```
Public Function HistoryList( _  
    ByVal Row As Long, _  
    ByVal Column As String _  
) As GuiCollection
```

This method retrieves the list of input history entries of the specified GuiGridView cell as a GuiCollection.

i Note

- The values of the history list depend on the current value contained in the cell
- If an invalid row index or column name is specified, the method raises an exception ([RowIndexOutOfRange](#) / [WrongColumnName](#))
- This method is available as of SAP GUI for Windows 7.60

Method

Syntax

Description

InsertRows

```
Public Sub InsertRows( _  
    ByVal Rows As String _  
)
```

The parameter rows is a comma separated text of indices or index ranges, for example "3,5-8,14,15". For any single index, a new row will be added at the given index, moving the old row one line down. If a range of indexes is inserted then all the new lines are inserted as one block, before any of the old lines. The entries must be ordered and not overlap, otherwise, an exception is raised.

Example

0	Value A
1	Value B

If rows is "0,1", then the resulting table would be:

0	
1	Value A
2	
3	Value B

If, on the other hand, rows is "0-1", then the resulting table is:

0	
1	
2	Value A
3	Value B

IsCellHotspot

```
Public Function IsCellHotspot( _  
    ByVal Row As Long, _  
    ByVal Column As String _  
) As Byte
```

Returns True if the cell is a link.

IsCellSymbol

```
Public Function IsCellSymbol( _  
    ByVal Row As Long, _  
    ByVal Column As String _  
) As Byte
```

Returns True if the text in the cell is displayed in the SAP symbol font.

Method

Syntax

Description

IsCellTotalExpander

Returns True if the cell contains a total expander button.

```
Public Function IsCellTotalExpander( _  
    ByVal Row As Long, _  
    ByVal Column As String _  
) As Byte
```

IsColumnFiltered

Returns True if a filter was applied to the column.

```
Public Function IsColumnFiltered( _  
    ByVal Column As String _  
) As Byte
```

IsColumnKey

Returns True if the column is marked as a key column.

```
Public Function IsColumnKey( _  
    ByVal Column As String _  
) As Byte
```

IsTotalRowExpanded

Returns true if the row containing an expander is currently expanded.

```
Public Function IsTotalRowExpanded( _  
    ByVal Row As Long _  
) As Byte
```

ModifyCell

If row and column identify a valid editable cell and value has a valid type for this cell, then the value of the cell is changed. Otherwise, an exception is raised.

```
Public Sub ModifyCell( _  
    ByVal Row As Long, _  
    ByVal Column As String, _  
    ByVal Value As String _  
)
```

ModifyCheckBox

If row and column identify a valid editable cell containing a checkbox, then the value of the cell is changed. Otherwise, an exception is raised.

```
Public Sub ModifyCheckBox( _  
    ByVal Row As Long, _  
    ByVal Column As String, _  
    ByVal Checked As Boolean _  
)
```

MoveRows

The rows with an index greater than or equal to fromRow up to an index less than or equal to toRow are moved to the position of destRow.

```
Public Sub MoveRows( _  
    ByVal FromRow As Long, _  
    ByVal ToRow As Long, _  
    ByVal DestRow As Long _  
)
```

Passing invalid index values as parameters raises an exception.

Method

Syntax	Description
PressButton <pre>Public Sub PressButton(_ ByVal Row As Long, _ ByVal Column As String _)</pre>	This function emulates pressing a button placed in a given cell. It will raise an exception if the cell does not contain a button, or does not even exist.
PressButtonCurrentCell <pre>Public Sub PressButtonCurrentCell()</pre>	This function emulates pressing a button placed in the current cell. It will raise an exception if the cell does not contain a button.
PressColumnHeader <pre>Public Sub PressColumnHeader(_ ByVal Column As String _)</pre>	This function emulates a mouse click on the header of the column if the parameter identifies a valid column and raises an exception otherwise.
PressEnter <pre>Public Sub PressEnter()</pre>	This emulates pressing the Enter key.
PressF1 <pre>Public Sub PressF1()</pre>	This emulates pressing the F1 key while the focus is on the grid view.
PressF4 <pre>Public Sub PressF4()</pre>	This emulates pressing the F4 key.
PressToolbarButton <pre>Public Sub PressToolbarButton(_ ByVal Id As String _)</pre>	This function emulates clicking a button in the grid view's toolbar.
PressToolbarContextButton <pre>Public Sub PressToolbarContextButton(_ ByVal Id As String _)</pre>	This emulates opening the context menu of the grid view's toolbar.
PressTotalRow <pre>Public Sub PressTotalRow(_ ByVal Row As Long, _ ByVal Column As String _)</pre>	Pressing the total row button expands or condenses the grouped rows. If the selected cell is not a total row cell an exception is raised.

Method

Syntax	Description
PressTotalRowCurrentCell <pre>Public Sub PressTotalRowCurrentCell()</pre>	This function differs from <code>pressTotalRow</code> only in that it tries to press the expansion button on the current cell.
SelectAll <pre>Public Sub SelectAll()</pre>	This function selects the whole grid content (i.e. all rows and all columns).
SelectColumn <pre>Public Sub SelectColumn(ByVal Column As String _)</pre>	This function adds the specified column to the collection of the selected columns.
SelectionChanged <pre>Public Sub SelectionChanged()</pre>	This function notifies the server that the selection has changed.
SelectToolbarMenuItem <pre>Public Sub SelectToolbarMenuItem(ByVal Id As String _)</pre>	This function emulates the selection of an item from the context menu of the grid view's toolbar. The parameter should be the function code of the item.
SetColumnWidth <pre>Public Sub SetColumnWidth(ByVal Column As String, _ ByVal Width As Long _)</pre>	The width of a column can be set using this function. The width is given in characters. For proportional fonts this refers to the width of an average character. Depending on the contents of the cell more or less characters may fit in the column. If the parameter is invalid an exception is raised.
SetCurrentCell <pre>Public Sub SetCurrentCell(ByVal Row As Long, _ ByVal Column As String _)</pre>	If row and column identify a valid cell, this cell becomes the current cell. Otherwise, an exception is raised.
TriggerModified <pre>Public Sub TriggerModified()</pre>	Notifies the server of multiple changes in cells. Typically this method should be called after multiple calls to <code>ModifyCell</code> .

Properties

Property

Syntax

Description

All properties of the [GuiComponent Object \[page 79\]](#):

- ContainerType
- Id
- Name
- Parent
- Type
- TypeAsNumber

All properties of the [GuiVComponent Object \[page 270\]](#):

- AccLabelCollection
- AccText
- AccTextOnRequest
- AccTooltip
- Changeable
- DefaultTooltip
- Height
- IconName
- IsSymbolFont
- Left
- Modified
- ParentFrame
- ScreenLeft
- ScreenTop
- Text
- Tooltip
- Top
- Width

All properties of the [GuiContainer Object \[page 84\]](#):

- Children

All additional properties of the [GuiShell Object \[page 200\]](#):

- AccDescription
 - DragDropSupported
 - Handle
 - OcxEvents
 - SubType
-

Property

Syntax	Description
ColumnCount (Read-only) <pre>Public Property ColumnCount As Long</pre>	This property represents the number of columns in the control.
ColumnOrder (Read-write) <pre>Public Property ColumnOrder As Object</pre>	This collection contains all the column identifiers in the order in which they are currently displayed. Passing an invalid column identifier to this property will raise an exception.
CurrentCellColumn (Read-write) <pre>Public Property CurrentCellColumn As String</pre>	The string identifying a column is the field name defined in the SAP data dictionary. In the example above the identifiers are named CARRID, CONNID, FLDATE, PRICE etc.
CurrentCellRow (Read-write) <pre>Public Property CurrentCellRow As Long</pre>	The row index of the current cell ranges from 0 to the number of rows less 1, with -1 being the index of the title row.
FirstVisibleColumn (Read-write) <pre>Public Property FirstVisibleColumn As String</pre>	This property represents the first visible column of the scrollable area of the grid view. Fixed columns are ignored. Setting the property to an invalid column identifier will raise an exception.
FirstVisibleRow (Read-write) <pre>Public Property FirstVisibleRow As Long</pre>	This is the index of the first visible row in the grid. Setting this property to an invalid row index will raise an exception.
FrozenColumnCount (Read-only) <pre>Public Property FrozenColumnCount As Long</pre>	This property represents the number of columns that are excluded from horizontal scrolling.
RowCount (Read-only) <pre>Public Property RowCount As Long</pre>	This property represents the number of rows in the control.
SelectedCells (Read-write) <pre>Public Property SelectedCells As Object</pre>	The collection of selected cells contains strings, each of which has the format "<index of the row>,<column identifier>"; such as "0,CARRID". Trying to set this property to an invalid value will raise an exception.
SelectedColumns (Read-write) <pre>Public Property SelectedColumns As Object</pre>	The selected columns are available as a collection of strings like the currentCellColumn string. Setting this property can raise an exception, if the new collection contains an invalid column identifier.

Property

Syntax	Description
SelectedRows (Read-write) <pre>Public Property SelectedRows As String</pre>	The string is a comma separated list of row index numbers or index ranges, such as "1,2,4-8,10". Setting this property to an invalid string or a string containing invalid row indices will raise an exception.
SelectionMode (Read-only) <pre>Public Property SelectionMode As String</pre>	Possible values are <ul style="list-style-type: none">• RowsAndColumns: Only rows and columns can be selected. Individual rectangular areas of cells are not allowed.• ListboxSingle: Only one single row can be selected.• ListboxMultiple: One or more rows can be selected.• Free: Any kind of selection can be made.
Title (Read-only) <pre>Public Property Title As String</pre>	This property represents title of the grid control.
ToolBarButtonCount (Read-only) <pre>Public Property ToolBarButtonCount As Long</pre>	The number of toolbar buttons including separators.
VisibleRowCount (Read-only) <pre>Public Property VisibleRowCount As Long</pre>	Retrieves the number of visible rows of the grid.

1.2.31 GuiHTMLViewer Object

Description

The GuiHTMLViewer is used to display an HTML document inside SAP GUI. GuiHTMLViewer extends the [GuiShell Object \[page 200\]](#).

Methods

Method

Syntax

Description

All methods of the [GuiVComponent Object \[page 270\]](#):

- DumpState
- SetFocus
- Visualize

All methods of the [GuiContainer Object \[page 84\]](#):

- FindById

All methods of the [GuiVContainer Object \[page 275\]](#):

- FindAllByName
- FindAllByNameEx
- FindByName
- FindByNameEx

All methods of the [GuiShell Object \[page 200\]](#):

- SelectContextMenuitem
- SelectContextMenuitemByPosition
- SelectContextMenuitemByText

ContextMenu

```
Public Sub ContextMenu()
```

Calling contextMenu emulates the context menu request. Note that this function applies only to context menus provided by the backend, not to the local context menu, which is generated by the HTML control.

GetBrowserControlType

```
Public Function  
GetBrowserControlType() As Long
```

The returned number indicates which browser control is used to host the HTML content within the HTML Control. In SAP GUI for Windows 7.70, an alternative browser control based on Chromium Edge was implemented and it may be required for a script developer to know which browser control is used at runtime:

- **0**: Internet Explorer Control
- **1**: Edge Control (based on Chromium) – available as of SAP GUI for Windows 7.70

Method

Syntax

SapEvent

```
Public Sub SapEvent( _  
    ByVal FrameName As String, _  
    ByVal PostData As String, _  
    ByVal Url As String _  
)
```

Description

This function submits an HTML form to the backend.

Remarks

If the form is to be submitted using the GET method, the data is appended to the event name in the usual http URL fashion, for example:

Sample Code

```
sapEvent("Frame1", "", "  
sapevent:SUBMIT_FORM_AS_GET_METHOD?  
FirstName=John&LastName=Smith");
```

In this case, postData is always an empty string.

If the form is to be submitted using the POST method, the data is transported in the postData parameter:

Sample Code

```
sapEvent("Frame1",  
"FirstName=John&LastName=Smith", "  
sapevent:SUBMIT_FORM_AS_POST_METHOD  
");
```

FrameName

This is the name of the frame in which the HTML form that has been submitted lives.

PostData

Contains the form data when a submit is made using the POST method.

Url

This is the URL, which is submitted to the backend. The protocol name for the URL string is "sapevent:". This is followed by the name of the event as defined in the Action Property of the HTML form, which is called.

Properties

Property

Syntax

Description

All properties of the [GuiComponent Object \[page 79\]](#):

- ContainerType
- Id
- Name
- Parent
- Type
- TypeAsNumber

All properties of the [GuiVComponent Object \[page 270\]](#):

- AccLabelCollection
- AccText
- AccTextOnRequest
- AccTooltip
- Changeable
- DefaultTooltip
- Height
- IconName
- IsSymbolFont
- Left
- Modified
- ParentFrame
- ScreenLeft
- ScreenTop
- Text
- Tooltip
- Top
- Width

All properties of the [GuiContainer Object \[page 84\]](#):

- Children

All additional properties of the [GuiShell Object \[page 200\]](#):

- AccDescription
 - DragDropSupported
 - Handle
 - OcxEvents
 - SubType
-

Property

Syntax	Description
--------	-------------

BrowserHandle (Read-only)

```
Public Property BrowserHandle As  
Object
```

DocumentComplete (Read-only)

```
Public Property DocumentComplete As  
Long
```

1.2.32 GuiInputFieldControl Object

Methods

Method

Syntax	Description
--------	-------------

All methods of the [GuiVComponent Object \[page 270\]](#):

- DumpState
- SetFocus
- Visualize

All methods of the [GuiContainer Object \[page 84\]](#):

- FindById

All methods of the [GuiVContainer Object \[page 275\]](#):

- FindAllByName
- FindAllByNameEx
- FindByName
- FindByNameEx

All methods of the [GuiShell Object \[page 200\]](#):

- SelectContextMenuitem
 - SelectContextMenuitemByPosition
 - SelectContextMenuitemByText
-

Method

Syntax

Description

Submit

Submits the input to the application.

```
Public Sub Submit()
```

Properties

Property

Syntax

Description

All properties of the [GuiComponent Object \[page 79\]](#):

- ContainerType
- Id
- Name
- Parent
- Type
- TypeAsNumber

All properties of the [GuiVComponent Object \[page 270\]](#):

- AccLabelCollection
- AccText
- AccTextOnRequest
- AccTooltip
- Changeable
- DefaultTooltip
- Height
- IconName
- IsSymbolFont
- Left
- Modified
- ParentFrame
- ScreenLeft
- ScreenTop
- Text
- Tooltip
- Top
- Width

Property

Syntax

Description

All properties of the [GuiContainer Object \[page 84\]](#):

- Children

All properties of the [GuiShell Object \[page 200\]](#):

- AccDescription
- DragDropSupported
- Handle
- OcxEvents
- SubType

ButtonTooltip (Read-only)

Tooltip of the *submit / find* button.

```
Public Property ButtonTooltip As String
```

FindButtonActivated (Read-only)

This property is True when the current focus is on the *Find* button.

```
Public Property FindButtonActivated As Boolean
```

HistoryCurEntry (Read-only)

Text of the currently focused entry in the history list box. This property is empty, if the history list box is closed.

```
Public Property HistoryCurEntry As String
```

HistoryCurIndex (Read-only)

Currently focused index in the history dropdown list box. This property contains -1, if the history list box is closed.

```
Public Property HistoryCurIndex As Long
```

HistoryIsActive (Read-only)

This property is True when the input history list box is currently opened.

```
Public Property HistoryIsActive As Byte
```

HistoryList (Read-only)

List of entries (strings) in the local history list box.

```
Public Property HistoryList As GuiCollection
```

LabelText (Read-only)

The text of the label belonging to the input field.

```
Public Property LabelText As String
```

Text (Read-write)

Text content of the input field itself.

```
Public Property Text As String
```

1.2.33 GuiLabel Object

Description

GuiLabel extends the [GuiVComponent Object \[page 270\]](#). The type prefix is lbl, the name is the fieldname taken from the SAP data dictionary.

Methods

Method

Syntax

Description

All methods of the [GuiVComponent Object \[page 270\]](#):

- DumpState
 - SetFocus
 - Visualize
-

Method

Syntax

GetListProperty

```
Public Function GetListProperty( _  
    ByVal Property As String _  
) As String
```

Description

Remarks

i Note

This method can only provide useful data when Accessibility mode is activated and the respective ABAP list has been properly enabled for accessibility. In this case, the ABAP list contains substructures of type GuiSimpleContainer which, for example, model the rows of the list.

Attributes of containers in general

- ContainerType
 - L: Entire list
 - T: A table
 - G: A group inside a table
 - S: A subgroup (inside a group)
 - R: A line in the body of a table
 - B: A text box
 - E: A tree
 - F: Simple "free" text outside any box
- ContainerTitle: Title of a table (if provided) or of a text box
- ContainerInputFields: Number of input fields, used if a table or a tree has input fields (incl. checkboxes)

Attributes of containers of type L (Entire list)

- ListTablesTotal: Number of tables on the list
- ListTextBoxesTotal: Number of text boxes on the list
- ListTreesTotal: Number of trees on the list
- ListErrorMessage: Used if the structure recognition detected a (severe) error.
- ListInputType
 - N: list contains no input fields
 - C: list contains check boxes
 - E: list contains edit fields
 - A: list contains edit fields and check boxes

Attributes of containers of type T (Table), G (Group) and S (Subgroup)

- RowsTotal: Number of logical rows in the table body. If this is an attribute of a (sub-)group, number of logical rows until the next (sub-)group starts. The numbers do NOT include summation lines and inserted lines.
- RowsSummation: Number of rows with color COL_SUMMING INTENSIFIED ON (if there are any).

Method

Syntax

Description

- RowsSubSummation: Number of rows with color COL_SUMMING INTENSIFIED OFF (if there are any).
- RowsInserted: Number of inserted rows (if there are any).

Attributes of containers of type T (Table)

- TableNo: Number of the table if there is more than one table on the list
- ColumnsTotal: Number of logical columns
- SuperColumnsTotal: Used if the table has a hierarchical header
- TableHierarchical: Used if the table is hierarchical-sequential
 - A: ALV-like 2-level hierarchical-seq.
 - 2: 2-level hierarchical-seq.
 - 3: 3-level hierarchical-seq.
- TableGroupsTotal: Used if the table is hierarchical-seq.: Number of groups (not counting subgroups)
- Columns2LevelALV: Used if TableHierarchical is "A": Number of columns in the group header
- HeaderRows2LevelALV: Used if TableHierarchical is "A": Number of lines in the group header
- TableHierarchicalHeader: Used if the table has a hierarchical header
- TableMultipleRows: Used if the table is a multiple-line table: Number of physical lines per logical line

Attributes of containers of type G (Group) and S (Subgroup)

- GroupNo: Number of current group if container is of type G.
- SubGroupNo: Number of current subgroup if container is of type S
- SubgroupsTotal: Number of subgroups if table is 3-level hierarchical-sequential and container is of type G
- GroupHeaderRows: Number of physical lines in the group header
- GroupHeaderValues: Number of label-value pairs in the group header if the table is 2- or 3- level hierarchical-sequential

Attributes of containers of type R (Row)

- RowType: Used if the row has a special type
 - S: Color COL_SUMMING INTENSIFIED ON
 - U: Color COL_SUMMING INTENSIFIED OFF
 - I: Inserted line
- RowNo: Number of current (logical) row, relative to the beginning of the (sub-)group if the table is 3- or 2-level hierarchical-seq.

Method

Syntax

Description

- RowMultipleRows: Number of physical lines for current logical line; used if > 1 (multiple-line tables). Lines with totals may or may not be multiple lines
- RowInputFields: Number of input fields in the current line (if any)

Attributes of fields in tables

- FieldHeader: The text of the column header (unavailable if the field itself is in the header, or the field is the label of a label-value pair in a hierarchical-sequential table, or the field is in an inserted line and does not belong to any column).
- FieldSuperHeader: Text of the supercolumn if the field is in the lower line of a hierarchical header or in the table body (and belongs to a column).
- ColumnNo: The number of the logical column (if the field belongs to a column).
- LabelType: Used if the field is in the header or is a label of a label-value pair in a hierarchical-seq. table.
 - N: normal header field (lowest level in hierar.-seq. tables)
 - H: header field in a supercolumn (upper line of a hierarchical header)
 - A: group header field (COL_GROUPING INTENSIFIED ON) in table where TableHierarchical is A
 - G: group header field (COL_GROUPING INTENSIFIED ON) in 2-level hierarchical-sequential table
 - S: subgroup header field (COL_HEADING INTENSIFIED ON) in 3-level hierarchical-sequential table
 - T: title-field COL_NORMAL INTENSIFIED ON
- ColumnType: Used if the field is a column header of a special column.
 - C: column contains checkboxes
 - S: column contains symbols and/or icons
- SubordinateColumns: Number of subordinate columns if the field is in the upper line of a hierarchical header.
- FieldMultipleRows: Used if the field is in a table header and word wrapping was done: Number of physical lines of the "logical field".
- FieldWithEllipsis: The field is directly followed by SYM_ELLIPSIS, i.e. "...".

Attributes of fields in tables, trees or title lines of text boxes

- FieldPhysRowNo: If we are in the body of a multiple-line table or in a multiple-line node of a tree or word wrapping is used in the table header: Current physical line number within the logical line.

Attributes of text boxes

Method

Syntax

Description

- **TextBoxNo:** Number of the text box if there is more than one text box on the list

Attributes of containers in an SEUT tree

- **TreeNo:** Number of the tree if there is more than one tree on the list and the current container is the root node
- **NodeName:** Text of the first field of the node (STREE-NODE-NAME)
- **NodeLevelNo:** The current level number; the root has level 0
- **NodeNo:** The current node number; the "oldest brother" has number 1.
- **NodeExpandable:** Used if the current node can be expanded (folder with "+").
- **NodeMarked:** Node has been marked (yellow in SEUT).
- **NodeChildrenTotal:** Used if the current node is expanded (folder with "-"): Number of children. (Grand children are not counted.)
- **NodeMultipleRows:** Used if the current node has more than one physical line: Number of physical lines

GetListPropertyNonRec

```
Public Function  
GetListPropertyNonRec ( _  
    ByVal Property As String _  
) As String
```

i Note

This method can only provide useful data when Accessibility mode is activated and the respective ABAP list has been properly enabled for accessibility. In this case, the ABAP list contains substructures of type `GuiSimpleContainer` which, for example, model the rows of the list.

This method returns information that is compiled on the server to enhance the ABAP lists with accessibility information. See [GuiLabel Object \[page 135\]](#) → `GetListProperty` for a description of available attributes. In contrast to the method `GetListProperty`, `GetListPropertyNonRec` will only return information that is set for the specific element and ignore list properties set for parent elements.

Properties

Property

Syntax	Description
--------	-------------

All properties of the [GuiComponent Object \[page 79\]](#):

- ContainerType
- Id
- Name
- Parent
- Type
- TypeAsNumber

All properties of the [GuiVComponent Object \[page 270\]](#):

- AccLabelCollection
- AccText
- AccTextOnRequest
- AccTooltip
- Changeable
- DefaultTooltip
- Height
- IconName
- IsSymbolFont
- Left
- Modified
- ParentFrame
- ScreenLeft
- ScreenTop
- Text
- Tooltip
- Top
- Width

CaretPosition (Read-write)

```
Public Property CaretPosition As Long
```

Setting the caret position within a label is possible even though it is not visualized as a caret by SAP GUI. However, the position is transmitted to the server, so ABAP application logic may depend on this position.

CharHeight (Read-only)

```
Public Property CharHeight As Long
```

Height of the GuiLabel in character metric.

Property

Syntax	Description
CharLeft (Read-only) <pre>Public Property CharLeft As Long</pre>	Left coordinate of the GuiLabel in character metric.
CharTop (Read-only) <pre>Public Property CharTop As Long</pre>	Top coordinate of the GuiLabel in character metric.
CharWidth (Read-only) <pre>Public Property CharWith As Long</pre>	Width of the GuiLabel in character metric.
ColorIndex (Read-only) <pre>Public Property ColorIndex As Long</pre>	This number defines the index of the list color of this element.
ColorIntensified (Read-only) <pre>Public Property ColorIntensified As Byte</pre>	This property is True if the Intensified flag is set in screen painter for this dynpro element.
ColorInverse (Read-only) <pre>Public Property ColorInverse As Byte</pre>	This property is True if the inverse color style is set in screen painter for the element.
DisplayedText (Read-only) <pre>Public Property DisplayedText As String</pre>	This property contains the text as it is displayed on the screen, including preceding or trailing blanks. These blanks are stripped from the text property.
Highlighted (Read-only) <pre>Public Property Highlighted As Byte</pre>	This property is True if the Highlighted flag is set in the screen painter for the dynpro element.
IsHotspot (Read-only) <pre>Public Property IsHotspot As Byte</pre>	Dynpro elements such as labels may be configured to cause a round trip when they are clicked. In that case the mouse cursor changes to the hand shape. This is called a hot spot.
IsLeftLabel (Read-only) <pre>Public Property IsLeftLabel As Byte</pre>	This property is set if the label has been assigned as the left label of another control.
IsListElement (Read-only) <pre>Public Property IsListElement As Byte</pre>	This property is True if the element is on an ABAP list, not a dynpro screen.

Property

Syntax

Description

IsRightLabel (Read-only)

```
Public Property IsRightLabel As Byte
```

This property is set if the label has been assigned as the right label of another control.

MaxLength (Read-only)

```
Public Property MaxLength As Long
```

The maximum text length of a label is counted in code units. On non-Unicode clients these are equivalent to bytes.

Numerical (Read-only)

```
Public Property Numerical As Byte
```

This flag is True if the label may only contain numbers.

RowText (Read-only)

```
Public Property RowText As String
```

This property is only available in ABAP list screens. It returns the text of the while line containing the current component.

i Note

This property can only provide useful data when Accessibility mode is activated and the respective ABAP list has been properly enabled for accessibility. In this case, the ABAP list contains substructures of type `GuiSimpleContainer` which, for example, model the rows of the list.

1.2.34 GuiMainWindow Object

Description

This window represents the main window of an SAP GUI session.

GuiMainWindow extends the [GuiFrameWindow Object \[page 101\]](#).

Methods

Method

Syntax

Description

All methods of the [GuiVComponent Object \[page 270\]](#):

- DumpState
- SetFocus
- Visualize

All methods of the [GuiContainer Object \[page 84\]](#):

- FindById

All additional methods of the [GuiVContainer Object \[page 275\]](#):

- FindAllByName
- FindAllByNameEx
- FindByName
- FindByNameEx

All additional methods of the [GuiFrameWindow Object \[page 101\]](#):

- Close
- CompBitmap
- HardCopy
- HardCopyToMemory
- Iconify
- IsVKeyAllowed
- JumpBackward
- JumpForward
- Maximize
- Restore
- SendVKey
- ShowMessageBox
- TabBackward
- TabForward

ResizeWorkingPane

```
Public Sub ResizeWorkingPane( _  
    ByVal Width As Long, _  
    ByVal Height As Long, _  
    ByVal ThrowOnFail As Boolean _  
)
```

The ResizeWorkingPane function will resize the window so that the available working area has the given width and height in character metric.

ThrowOnFail: The throwOnFail parameter has been added for use in the SAP GUI for Java because some window managers may not support a program driven resize of a window.

Method

Syntax

ResizeWorkingPaneEx

```
Public Sub ResizeWorkingPaneEx( _  
    ByVal Width As Long, _  
    ByVal Height As Long, _  
    ByVal ThrowOnFail As Boolean _  
)
```

Description

The ResizeWorkingPaneEx function will resize the window so that the available working area has the given width and height in pixels.

Remarks

This method is only used during recording if the DWORD registry key ResizeWorkingPaneEx in patch HKCU\Software\SAP\SAPGUI Front\SAP Frontend Server\Scripting exists and has the value 1.

Table GUI_FKEY

Refer to [Table GUI_FKEY \[page 146\]](#)

Properties

Property

Syntax

Description

All properties of the [GuiComponent Object \[page 79\]](#):

- ContainerType
- Id
- Name
- Parent
- Type
- TypeAsNumber

Property

Syntax

Description

All properties of the [GuiVComponent Object \[page 270\]](#):

- AccLabelCollection
- AccText
- AccTextOnRequest
- AccTooltip
- Changeable
- DefaultTooltip
- Height
- IconName
- IsSymbolFont
- Left
- Modified
- ParentFrame
- ScreenLeft
- ScreenTop
- Text
- Tooltip
- Top
- Width

All properties of the [GuiContainer Object \[page 84\]](#):

- Children

All properties of the [GuiFrameWindow Object \[page 101\]](#):

- ElementVisualizationMode
- GuiFocus
- Handle
- Iconic
- SystemFocus
- WorkingPaneHeight
- WorkingPaneWidth

ButtonbarVisible (Read-write)

```
Public Property ButtonbarVisible As  
Byte
```

This property is True if the application toolbar, the lower toolbar within SAP GUI, is visible. Setting this property to False will hide the application toolbar.

StatusbarVisible (Read-write)

```
Public Property StatusbarVisible As  
Byte
```

This property is True if the status bar at the bottom of the SAP GUI window is visible. Setting this property to False will hide the status bar. When the status bar is hidden, messages will be displayed in a popup instead.

Property

Syntax

Description

TitlebarVisible (Read-write)

```
Public Property TitlebarVisible As Byte
```

This property is True if the title bar is visible. Setting this property to False will hide the title bar.

Remarks

The title bar is only available in New Visual Design, not in Classic Design.

ToolbarVisible (Read-write)

```
Public Property ToolbarVisible As Byte
```

This property is True if the system toolbar, the upper toolbar within SAP GUI, is visible. Setting this property to False will hide the system toolbar.

1.2.34.1 Table GUI_FKEY

VKey	Keyboard Combination
00	Enter
01	F1
02	F2
03	F3
04	F4
05	F5
06	F6
07	F7
08	F8
09	F9
10	F10
11	Ctrl+S
12	F12
13	Shift+F1
14	Shift+F2
15	Shift+F3
16	Shift+F4
17	Shift+F5
18	Shift+F6
19	Shift+F7

VKey	Keyboard Combination
20	Shift+F8
21	Shift+F9
22	Shift+Ctrl+0
23	Shift+F11
24	Shift+F12
25	Ctrl+F1
26	Ctrl+F2
27	Ctrl+F3
28	Ctrl+F4
29	Ctrl+F5
30	Ctrl+F6
31	Ctrl+F7
32	Ctrl+F8
33	Ctrl+F9
34	Ctrl+F10
35	Ctrl+F11
36	Ctrl+F12
37	Ctrl+Shift+F1
38	Ctrl+Shift+F2
39	Ctrl+Shift+F3
40	Ctrl+Shift+F4
41	Ctrl+Shift+F5
42	Ctrl+Shift+F6
43	Ctrl+Shift+F7
44	Ctrl+Shift+F8
45	Ctrl+Shift+F9
46	Ctrl+Shift+F10
47	Ctrl+Shift+F11
48	Ctrl+Shift+F12
70	Ctrl+E
71	Ctrl+F
72	Ctrl+ /
73	Ctrl+ \
74	Ctrl+N

VKey	Keyboard Combination
75	Ctrl+O
76	Ctrl+X
77	Ctrl+C
78	Ctrl+V
79	Ctrl+Z
80	Ctrl+PageUp
81	PageUp
82	PageDown
83	Ctrl+PageDown
84	Ctrl+G
85	Ctrl+R
86	Ctrl+P

1.2.35 GuiMap Object

Description

For the map control only basic members from GuiShell are available. Recording and playback is not possible.

Methods

Method

Syntax

Description

All methods of the [GuiVComponent Object \[page 270\]](#):

- DumpState
- SetFocus
- Visualize

All methods of the [GuiContainer Object \[page 84\]](#):

- FindById

Method

Syntax	Description
--------	-------------

All methods of the [GuiVContainer Object \[page 275\]](#):

- FindAllByName
- FindAllByNameEx
- FindByName
- FindByNameEx

All additional methods of the [GuiShell Object \[page 200\]](#):

- SelectContextMenuItem
- SelectContextMenuItemByPosition
- SelectContextMenuItemByText

Properties

Property

Syntax	Description
--------	-------------

All properties of the [GuiComponent Object \[page 79\]](#):

- ContainerType
- Id
- Name
- Parent
- Type
- TypeAsNumber

Property

Syntax

Description

All properties of the [GuiVComponent Object \[page 270\]](#):

- AccLabelCollection
- AccText
- AccTextOnRequest
- AccTooltip
- Changeable
- DefaultTooltip
- Height
- IconName
- IsSymbolFont
- Left
- Modified
- ParentFrame
- ScreenLeft
- ScreenTop
- Text
- Tooltip
- Top
- Width

All properties of the [GuiContainer Object \[page 84\]](#):

- Children

All additional properties of the [GuiShell Object \[page 200\]](#):

- AccDescription
 - DragDropSupported
 - Handle
 - OcxEvents
 - SubType
-

1.2.36 GuiMenu Object

Description

A GuiMenu may have other GuiMenu objects as children. GuiMenu extends the [GuiVContainer Object \[page 275\]](#). The type prefix is menu, the name is the text of the menu item. If the item does not have a text, which is the case for separators, then the name is the last part of the id, menu[n].

Methods

Method

Syntax	Description
--------	-------------

The following methods of the [GuiVComponent Object \[page 270\]](#) (SetFocus is not supported):

- DumpState
- Visualize

All methods of the [GuiContainer Object \[page 84\]](#):

- FindById

All methods of the [GuiVContainer Object \[page 275\]](#):

- FindAllByName
- FindAllByNameEx
- FindByName
- FindByNameEx

Select

Select the menu.

```
Public Sub Select()
```

Properties

Property

Syntax	Description
--------	-------------

All properties of the [GuiComponent Object \[page 79\]](#):

- ContainerType
 - Id
 - Name
 - Parent
 - Type
 - TypeAsNumber
-

Property

Syntax

Description

The following properties of the [GuiVComponent Object \[page 270\]](#) (some properties like the Accessibility properties are not supported, because they are not needed):

- Changeable
- DefaultTooltip
- Height
- IconName
- Left
- Modified
- ScreenLeft
- ScreenTop
- Text
- Tooltip
- Top
- Width

All properties of the [GuiContainer Object \[page 84\]](#):

- Children
-

1.2.37 GuiMenubar Object

Description

Only the main window has a menubar. The children of the menubar are menus. GuiMenubar extends the [GuiVContainer Object \[page 275\]](#). The type prefix and name are mbar.

Methods

Method

Syntax	Description
--------	-------------

All methods of the [GuiVComponent Object \[page 270\]](#):

- DumpState
- SetFocus
- Visualize

All methods of the [GuiContainer Object \[page 84\]](#):

- FindById

All methods of the [GuiVContainer Object \[page 275\]](#):

- FindAllByName
 - FindAllByNameEx
 - FindByName
 - FindByNameEx
-

Properties

Property

Syntax	Description
--------	-------------

All properties of the [GuiComponent Object \[page 79\]](#):

- ContainerType
 - Id
 - Name
 - Parent
 - Type
 - TypeAsNumber
-

Property

Syntax

Description

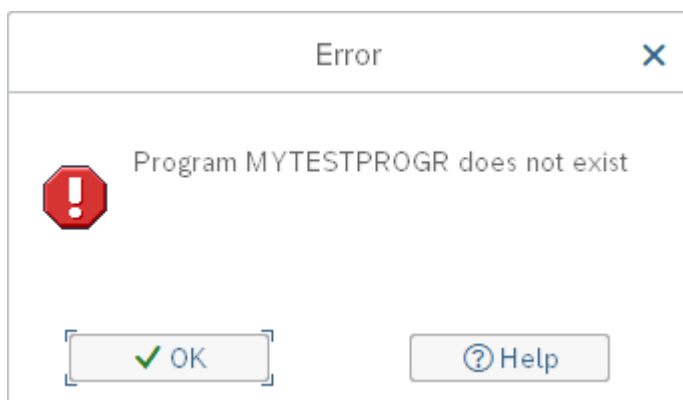
The following properties of the [GuiVComponent Object \[page 270\]](#) (some properties like the Accessibility properties are not supported, because they are not needed):

- Changeable
- DefaultTooltip
- Height
- IconName
- Left
- Modified
- ScreenLeft
- ScreenTop
- Text
- Tooltip
- Top
- Width

All properties of the [GuiContainer Object \[page 84\]](#):

- Children

1.2.38 GuiMessageWindow



GuiMessageWindow objects are used to display success, warning and error messages raised by ABAP applications when the respective options in the SAP GUI options dialog are activated ([Interaction Design](#) [Notifications](#) [»](#)).

GuiMessageWindow extends GuiVComponent and offers a title, a text and two buttons which can be accessed via scripting. The name of the GuiMessageWindow object is *msgwnd*.

Methods

Method

Syntax	Description
--------	-------------

All methods of the [GuiVComponent Object \[page 270\]](#):

- DumpState
 - SetFocus
 - Visualize
-

Properties

Property

Syntax	Description
--------	-------------

All properties of the [GuiComponent Object \[page 79\]](#):

- ContainerType
 - Id
 - Name
 - Parent
 - Type
 - TypeAsNumber
-

The following properties of the [GuiVComponent Object \[page 270\]](#):

- AccTextOnRequest
 - AccTooltip
 - Changeable
 - DefaultTooltip
 - Height
 - IconName
 - IsSymbolFont
 - Left
 - Modified
 - ParentFrame
 - Text
 - Tooltip
 - Top
 - Width
-

Property

Syntax	Description
FocusedButton (Read-only) <pre>Public Property FocusedButton As Long</pre>	This property contains the value 1 if the <i>OK</i> button is focused.
HelpButtonHelpText (Read-only) <pre>Public Property HelpButtonHelpText As String</pre>	This property contains the tooltip (help text) of the help button (if any).
HelpButtonText (Read-only) <pre>Public Property HelpButtonText As String</pre>	This property contains the text of the help button.
MessageText (Read-only) <pre>Public Property MessageText As String</pre>	This property contains the text of the message displayed in the message box.
MessageType (Read-only) <pre>Public Property MessageType As Long</pre>	This property contains the type of the message displayed. The following values are possible: <ul style="list-style-type: none">• 2: Warning message• 3: Error message• 5: Success message
OKButtonHelpText (Read-only) <pre>Public Property OKButtonHelpText As String</pre>	This property contains the tooltip (help text) of the <i>OK</i> button (if any).
OKButtonText (Read-only) <pre>Public Property OKButtonText As String</pre>	This property contains the text of the <i>OK</i> button.
ScreenLeft (Read-write) <pre>Public Property ScreenLeft As Long</pre>	The y position of the component in screen coordinates. For GuiMessageWindow, this property can be written to move the message window to the desired coordinates.
ScreenTop (Read-write) <pre>Public Property ScreenTop As Long</pre>	The x position of the component in screen coordinates. For GuiMessageWindow, this property can be written to move the message window to the desired coordinates.
Visible (Read-only) <pre>Public Property Visible As Byte</pre>	This property is <i>True</i> if a GuiMessageWindow is presently displayed.

1.2.39 GuiModalWindow Object

Description

A GuiModalWindow is a dialog pop-up.

GuiModalWindow extends the [GuiFrameWindow Object \[page 101\]](#).

Methods

Method

Syntax

Description

All methods of the [GuiVComponent Object \[page 270\]](#):

- DumpState
- SetFocus
- Visualize

All methods of the [GuiContainer Object \[page 84\]](#):

- FindById

All methods of the [GuiVContainer Object \[page 275\]](#):

- FindAllByName
 - FindAllByNameEx
 - FindByName
 - FindByNameEx
-

Method

Syntax	Description
--------	-------------

All methods of the [GuiFrameWindow Object \[page 101\]](#):

- Close
 - CompBitmap
 - HardCopy
 - HardCopyToMemory
 - Iconify
 - IsVKeyAllowed
 - JumpBackward
 - JumpForward
 - Maximize
 - Restore
 - SendVKey
 - ShowMessageBox
 - TabBackward
 - TabForward
-

Properties

Property

Syntax	Description
--------	-------------

All properties of the [GuiComponent Object \[page 79\]](#):

- ContainerType
 - Id
 - Name
 - Parent
 - Type
 - TypeAsNumber
-

Property

Syntax

Description

All properties of the [GuiVComponent Object \[page 270\]](#):

- AccLabelCollection
- AccText
- AccTextOnRequest
- AccTooltip
- Changeable
- DefaultTooltip
- Height
- IconName
- IsSymbolFont
- Left
- Modified
- ParentFrame
- ScreenLeft
- ScreenTop
- Text
- Tooltip
- Top
- Width

All properties of the [GuiContainer Object \[page 84\]](#):

- Children

All properties of the [GuiFrameWindow Object \[page 101\]](#):

- ElementVisualizationMode
- GuiFocus
- Handle
- Iconic
- SystemFocus
- WorkingPaneHeight
- WorkingPaneWidth

IsPopupDialog (Read-write)

```
Public Property IsPopupDialog() As Boolean
```

Some modal windows represent popup dialogs. In this case the IsPopupDialog property is True. Popup dialogs are identified by checking the ABAP source name and dynpro number. Currently the following are supported:

- SAPLSPO1 / 500 (Function module Popup_To_Confirm)

PopupDialogText (Read-write)

```
Public Property PopupDialogText As String
```

The text of the input fields of the popup dialog in a concatenated form.

1.2.40 GuiNetChart Object

Description

The GuiNetChart is a powerful tool to display and modify entity relationship diagrams. It is of a very technical nature and should only be used for recording and playback, as most of the parameters cannot be determined in any other way.

Methods

Method

Syntax

Description

All methods of the [GuiVComponent Object \[page 270\]](#):

- DumpState
- SetFocus
- Visualize

All methods of the [GuiContainer Object \[page 84\]](#):

- FindById

All methods of the [GuiVContainer Object \[page 275\]](#):

- FindAllByName
- FindAllByNameEx
- FindByName
- FindByNameEx

All methods of the [GuiShell Object \[page 200\]](#):

- SelectContextMenuitem
- SelectContextMenuitemByPosition
- SelectContextMenuitemByText

GetLinkContent

```
Public Function GetLinkContent( _  
    ByVal linkId As Long, _  
    ByVal textId As Long _  
) As String
```

Returns the content of the link.

linkId: Index of the link

textId: Internal value, do be determined during recording.

Method

Syntax

Description

GetNodeContent

```
Public Function GetNodeContent( _  
    ByVal nodeId As Long, _  
    ByVal textId As Long _  
) As String
```

Returns the content of the node.

nodeId: Index of the node.

textId: Internal value, do be determined during recording.

SendData

```
Public Sub SendData( _  
    ByVal Data As String _  
)
```

This function emulates the output of each action triggered at the control side. The result of the action is sent to the server.

It's currently not possible to select – deselect single objects at the client-side and to replay/script these “local” actions.

Properties

Property

Syntax

Description

All properties of the [GuiComponent Object \[page 79\]](#):

- ContainerType
- Id
- Name
- Parent
- Type
- TypeAsNumber

Property

Syntax

Description

All properties of the [GuiVComponent Object \[page 270\]](#):

- AccLabelCollection
- AccText
- AccTextOnRequest
- AccTooltip
- Changeable
- DefaultTooltip
- Height
- IconName
- IsSymbolFont
- Left
- Modified
- ParentFrame
- ScreenLeft
- ScreenTop
- Text
- Tooltip
- Top
- Width

All properties of the [GuiContainer Object \[page 84\]](#):

- Children

All additional properties of the [GuiShell Object \[page 200\]](#):

- AccDescription
- DragDropSupported
- Handle
- OcxEvents
- SubType

LinkCount (Read-only)

Number of links in the net.

```
Public Property LinkCount As Long
```

NodeCount (Read-only)

Number of Nodes in the net.

```
Public Property NodeCount As Long
```

1.2.41 GuiOfficeIntegration Object

Methods

Method

Syntax

Description

All methods of the [GuiVComponent Object \[page 270\]](#):

- DumpState
- SetFocus
- Visualize

All methods of the [GuiContainer Object \[page 84\]](#):

- FindById

All additional methods of the [GuiVContainer Object \[page 275\]](#):

- FindAllByName
- FindAllByNameEx
- FindByName
- FindByNameEx

All additional methods of the [GuiShell Object \[page 200\]](#):

- SelectContextMenuItem
- SelectContextMenuItemByPosition
- SelectContextMenuItemByText

AppendRow

```
Public Sub AppendRow( _  
    ByVal Name As String, _  
    ByVal Row As  
    String _  
)
```

This function appends a new row to a table specified by the parameter name in the table collection. The parameter row is the base64 representation of the binary row.

CloseDocument

```
Public Sub CloseDocument( _  
    ByVal Cookie As Long, _  
    ByVal EverChanged As Byte, _  
    ByVal ChangedAfterSave As  
    Byte _  
)
```

This function sends the close event of the document specified by the parameter cookie to the server.

Method

Syntax

Description

CustomEvent

```
Public Sub CustomEvent( _  
    ByVal Cookie As Long, _  
    ByVal EventName As String, _  
    ByVal ParamCount As Long, _  
    Optional ByVal Par1 As Variant, _  
    Optional ByVal Par2 As Variant, _  
    Optional ByVal Par3 As Variant, _  
    Optional ByVal Par4 As Variant, _  
    Optional ByVal Par5 As Variant, _  
    Optional ByVal Par6 As Variant, _  
    Optional ByVal Par7 As Variant, _  
    Optional ByVal Par8 As Variant, _  
    Optional ByVal Par9 As Variant, _  
    Optional ByVal Par10 As Variant, _  
    Optional ByVal Par11 As Variant, _  
    Optional ByVal Par12 As Variant _  
)
```

This function sends the custom event eventName to the server. The document specified by the parameter cookie is the source.

RemoveContent

```
Public Sub RemoveContent( _  
    ByVal Name As String _  
)
```

This function removes the content of a table in the table collection. The parameter name is the name of the table.

SaveDocument

```
Public Sub SaveDocument( _  
    ByVal Cookie As Long, _  
    ByVal Changed As Byte _  
)
```

This function sends the save event of the document specified by the parameter cookie to the server.

SetDocument

```
Public Sub SetDocument( _  
    ByVal Index As Long, _  
    ByVal Document As String _  
)
```

This function replaces or adds a new document with the specified index. The parameter document is the base64-representation of the binary document.

Properties

Property

Syntax	Description
--------	-------------

All properties of the [GuiComponent Object \[page 79\]](#):

- ContainerType
- Id
- Name
- Parent
- Type
- TypeAsNumber

All properties of the [GuiVComponent Object \[page 270\]](#):

- AccLabelCollection
- AccText
- AccTextOnRequest
- AccTooltip
- Changeable
- DefaultTooltip
- Height
- IconName
- IsSymbolFont
- Left
- Modified
- ParentFrame
- ScreenLeft
- ScreenTop
- Text
- Tooltip
- Top
- Width

All properties of the [GuiContainer Object \[page 84\]](#):

- Children

All additional properties of the [GuiShell Object \[page 200\]](#):

- AccDescription
 - DragDropSupported
 - Handle
 - OcxEvents
 - SubType
-

Property

Syntax

Description

Document (Read-only)

The document hosted inside the GuiOfficeIntegration object.

```
Public Property Document As Object
```

HostedApplication (Read-only)

This property contains an index identifying the application hosted in the GuiOfficeIntegration object. Possible values are:

```
Public Property HostedApplication As Long
```


1. Microsoft Word (value = "1")
2. Microsoft Excel (value = "2")
3. Microsoft Powerpoint (value = "3")

1.2.42 GuiOkCodeField Object

Description

The GuiOkCodeField is placed on the upper toolbar of the main window. It is a combo box into which commands can be entered. Setting the text of GuiOkCodeField will not execute the command until server communication is started, for example by emulating the Enter key (VKey 0). GuiOkCodeField extends the [GuiVComponent Object \[page 270\]](#). The type prefix is okcd, the name is empty.

Example



Methods

Method	Description
All methods of the GuiVComponent Object [page 270] :	
<ul style="list-style-type: none">• DumpState• SetFocus• Visualize	
PressF1	Emulate pressing the F1 key while the focus is on the GuiOk-CodeField.
<pre>Public Sub PressF1()</pre>	

Properties

Property	Description
Syntax	
All properties of the GuiComponent Object [page 79] :	
<ul style="list-style-type: none">• ContainerType• Id• Name• Parent• Type• TypeAsNumber	
The following properties of the GuiVComponent Object [page 270] (some properties are not supported, because the GuiOkCodeField is not an object that can be influenced by the ABAP application):	
<ul style="list-style-type: none">• Changeable• Height• IconName• Left• Modified• ScreenLeft• ScreenTop• Text• Top• Width	

Property

Syntax

Opened (Read-only)

```
Public Property Opened As Byte
```

Description

In SAP GUI designs newer than Classic design the GuiOkCodeField can be collapsed using the arrow button to the right of it. In SAP GUI for Windows the GuiOkCodeField may also be collapsed via a setting in the Windows registry.

This property contains False if the GuiOkCodeField is collapsed.

1.2.43 GuiPasswordField Object

Description

There are some differences between GuiTextField and GuiPasswordField:

- The Text and DisplayedText properties cannot be read for a password field. The returned text is always empty. During recording the password is also not saved in the recorded script.
- The properties HistoryCurEntry, HistoryCurIndex, HistoryIsActive and HistoryList are not supported, because password fields do not offer an input history
- The property IsListElement is not supported, because password fields cannot be placed on ABAP lists

GuiPasswordField extends the [GuiTextField \[page 239\]](#). The type prefix is pwd, the name is the fieldname taken from the SAP data dictionary.

Methods

Method

Syntax

Description

All methods of the [GuiVComponent Object \[page 270\]](#):

- DumpState
- SetFocus
- Visualize

Properties

Property

Syntax

Description

All properties of the [GuiComponent Object \[page 79\]](#):

- ContainerType
- Id
- Name
- Parent
- Type
- TypeAsNumber

All properties of the [GuiVComponent Object \[page 270\]](#):

- AccLabelCollection
 - AccText
 - AccTextOnRequest
 - AccTooltip
 - Changeable
 - DefaultTooltip
 - Height
 - IconName
 - IsSymbolFont
 - Left
 - Modified
 - ParentFrame
 - ScreenLeft
 - ScreenTop
 - Text
 - Tooltip
 - Top
 - Width
-

Property

Syntax

Description

All properties of the [GuiTextField](#) [page 239]:

- CaretPosition
 - DisplayedText
 - Highlighted
 - IsHotspot
 - sLeftLabel
 - IsOField
 - IsRightLabel
 - LeftLabel
 - MaxLength
 - Numerical
 - Required
 - RightLabel
-

1.2.44 GuiPicture Object

Description

The picture control displays a picture on an SAP GUI screen. GuiPicture extends the [GuiShell Object](#) [page 200].

Methods

Method

Description

All methods of the [GuiVComponent Object](#) [page 270]:

- DumpState
 - SetFocus
 - Visualize
-

All methods of the [GuiContainer Object](#) [page 84]:

- FindById
-

Method	Description
All methods of the GuiVContainer Object [page 275] :	
<ul style="list-style-type: none"> • FindAllByName • FindAllByNameEx • FindByName • FindByNameEx 	
Click	This function emulates a single mouse click on a picture.
<pre>Public Sub Click()</pre>	
ClickControlArea	The function emulates a click on a given position. The coordinates should be given in pixels with respect to the picture control as it is displayed on the screen.
<pre>Public Sub ClickControlArea(_ ByVal x As Long, _ ByVal y As Long _)</pre>	
ClickPictureArea	The function emulates a click on a given position. The coordinates should be given in pixels with respect to the original picture file. They may differ from the pixel coordinates of the displayed picture because of scaling.
<pre>Public Sub ClickPictureArea(_ ByVal x As Long, _ ByVal y As Long _)</pre>	
ContextMenu	The function opens a context menu on the given position. The coordinates should be given in pixels with respect to the picture control as it is displayed on the screen.
<pre>Public Sub ContextMenu(_ ByVal x As Long, _ ByVal y As Long _)</pre>	
DoubleClick	This function emulates a double-click on a picture.
<pre>Public Sub DoubleClick()</pre>	
DoubleClickControlArea	The function emulates a double-click on a given position. The coordinates should be given in pixels with respect to the picture control as it is displayed on the screen.
<pre>Public Sub DoubleClickControlArea(_ ByVal x As Long, _ ByVal y As Long _)</pre>	
DoubleClickPictureArea	The function emulates a double-click on a given position. The coordinates should be given in pixels with respect to the original picture file. They may differ from the pixel coordinates of the displayed picture because of scaling.
<pre>Public Sub DoubleClickPictureArea(_ ByVal x As Long, _ ByVal y As Long _)</pre>	

Properties

Property

Syntax	Description
--------	-------------

All properties of the [GuiComponent Object \[page 79\]](#)

- ContainerType
- Id
- Name
- Parent
- Type
- TypeAsNumber

All properties of the [GuiVComponent Object \[page 270\]](#):

- AccLabelCollection
- AccText
- AccTextOnRequest
- AccTooltip
- Changeable
- DefaultTooltip
- Height
- IconName
- IsSymbolFont
- Left
- Modified
- ParentFrame
- ScreenLeft
- ScreenTop
- Text
- Tooltip
- Top
- Width

All properties of the [GuiContainer Object \[page 84\]](#):

- Children

All properties of the [GuiShell Object \[page 200\]](#):

- AccDescription
 - DragDropSupported
 - Handle
 - OcxEvents
 - SubType
-

Property

Syntax

Description

AltText (Read-only)

```
Public Property AltText() As String
```

This property contains the alternative text that can be assigned to an image (for example used for visually impaired people when a screenreader is used).

DisplayMode (Read-only)

```
Public Property DisplayMode() As String
```

Possible values of this property are:

- "Normal": This value indicated that the picture is shown in its original size. If the picture's size is larger than the size of the control, the control provides scrollbars. If the picture's size is smaller than the size of the control, the picture is shown in the upper left corner of the control.
- "Stretch": The picture is resized in a way that it always occupies the complete area of the control.
- "Fit": The picture is resized on way that it fits into the control area without having the need to show scrollbars. In contrast to "Strech" the mode "Fit" preserves the ratio of width and height of the picture.
- "NormalCenter": Like "Normal" except that the picture is not shown in the upper left corner but in the center of the control.
- "FitCenter": Like "Fit" except that the picture is not shown in the upper left corner but in the center of the control.

Icon (Read-only)

```
Public Property Icon() As String
```

Returns the SAPGUI icon code (e.g. "@01@") of the displayed icon. If no icon is displayed, the property contains an empty string.

Url (Read-only)

```
Public Property Url() As String
```

Returns the URL of the displayed picture. If an icon is displayed (see property "icon"), the property contains an empty string. Depending in the application that used the control the URL may contain temporary URL parts (e.g. UUIDs).

1.2.45 GuiRadioButton Object

Description

GuiRadioButton extends the [GuiVComponent Object \[page 270\]](#). The type prefix is rad, the name is the fieldname taken from the SAP data dictionary.

Methods

Method

Syntax	Description
--------	-------------

All methods of the [GuiVComponent Object \[page 270\]](#):

- DumpState
- SetFocus
- Visualize

Select

```
Public Sub Select()
```

Selecting a radio button automatically deselects all the other buttons within that group. This may cause a server round-trip, depending on the definition of the button in the screen painter.

Properties

Property

Syntax	Description
--------	-------------

All properties of the [GuiComponent Object \[page 79\]](#):

- ContainerType
 - Id
 - Name
 - Parent
 - Type
 - TypeAsNumber
-

Property

Syntax

Description

All properties of the [GuiVComponent Object \[page 270\]](#):

- AccLabelCollection
- AccText
- AccTextOnRequest
- AccTooltip
- Changeable
- DefaultTooltip
- Height
- IconName
- IsSymbolFont
- Left
- Modified
- ParentFrame
- ScreenLeft
- ScreenTop
- Text
- Tooltip
- Top
- Width

CharHeight (Read-only)

Height of the GuiRadioButton in character metric.

```
Public Property CharHeight As Long
```

CharLeft (Read-only)

Left coordinate of the GuiRadioButton in character metric.

```
Public Property CharLeft As Long
```

CharTop (Read-only)

Top coordinate of the GuiRadioButton in character metric.

```
Public Property CharTop As Long
```

CharWidth (Read-only)

Width of the GuiRadioButton in character metric.

```
Public Property CharWidth As Long
```

Flushing (Read-only)

Some components such as radio buttons or checkboxes may cause a round trip when their value is changed. If this is the case, the Flushing property is True.

```
Public Property Flushing As Byte
```

GroupCount (Read-only)

The number of radio buttons in the same group the current object belongs to.

```
Public Property GroupCount As Long
```

Property

Syntax

Description

GroupMembers (Read-only)

```
Public Property GroupMembers As  
GuiComponentCollection
```

❖ Example

The collection of `GuiRadioButton` objects belonging to the same radio button group.

Example:

```
Set GroupMembers =  
session.findById("wnd[0]/usr/  
radRB2").GroupMembers  
For Each GroupMember In  
GroupMembers  
    MsgBox GroupMember.Text  
Next
```

GroupPos (Read-only)

```
Public Property GroupPos As Long
```

The position of the radio button in the respective radio button group (ranging from 1 to `GroupCount`).

IsLeftLabel (Read-only)

```
Public Property IsLeftLabel As Byte
```

This property is `True` if the component has the 'assign left' flag.

IsRightLabel (Read-only)

```
Public Property IsRightLabel As Byte
```

This property is `True` if the component has the 'assign right' flag.

LeftLabel

```
Public Property LeftLabel As  
GuiVComponent
```

Left label of the `GuiRadioButton`. The label is assigned in the `Screen Painter`, using the flag 'assign left'.

RightLabel

```
Public Property RightLabel As  
uiVComponent
```

Right label of the `GuiRadioButton`. This property is set in `Screen Painter` using the 'assign right' flag.

Selected (read-only)

```
Public Property Selected As Byte
```

This property is `True` if the `GuiRadioButton` is selected. In a group of radiobuttons, only a single button can be selected. This means, when selecting a radiobutton via this property, the previously selected radiobutton in the same group becomes deselected. As an alternative to this property, you can also use method `Select` to select a radiobutton.

1.2.46 GuiSapChart Object

Description

For the SAP chart control only basic members from GuiShell are available. Recording and playback is not possible.

Methods

Method

Syntax

Description

All methods of the [GuiVComponent Object \[page 270\]](#):

- DumpState
- SetFocus
- Visualize

All methods of the [GuiContainer Object \[page 84\]](#):

- FindById

All methods of the [GuiVContainer Object \[page 275\]](#):

- FindAllByName
- FindAllByNameEx
- FindByName
- FindByNameEx

All methods of the [GuiShell Object \[page 200\]](#):

- SelectContextMenuItem
 - SelectContextMenuItemByPosition
 - SelectContextMenuItemByText
-

Properties

Property

Syntax

Description

All properties of the [GuiComponent Object \[page 79\]](#):

- ContainerType
- Id
- Name
- Parent
- Type
- TypeAsNumber

All properties of the [GuiVComponent Object \[page 270\]](#):

- AccLabelCollection
- AccText
- AccTextOnRequest
- AccTooltip
- Changeable
- DefaultTooltip
- Height
- IconName
- IsSymbolFont
- Left
- Modified
- ParentFrame
- ScreenLeft
- ScreenTop
- Text
- Tooltip
- Top
- Width

All properties of the [GuiContainer Object \[page 84\]](#):

- Children

All properties of the [GuiShell Object \[page 200\]](#):

- AccDescription
 - DragDropSupported
 - Handle
 - OcxEvents
 - SubType
-

1.2.47 GuiScrollbar Object

Description

The GuiScrollbar class is a utility class used for example in GuiScrollContainer or GuiTableControl.

Properties

Property		Description
Syntax		
Maximum (Read-only)		This is the maximum position of the scrollbar thumb in pixels.
<code>Public Property Maximum As Long</code>		
Minimum (Read-only)		This is the minimum position of the scrollbar thumb in pixels.
<code>Public Property Minimum As Long</code>		
PageSize (Read-only)		When the user scrolls down a page, position will be increased by the value of pageSize.
<code>Public Property PageSize As Long</code>		
Position (Read-write)		The position of the thumb of the scrollbar can be set to values from minimum to maximum.
<code>Public Property Position As Long</code>		
Range (Read-only)		The value of this property depends on the element the scrollbar belongs to. In a Table Control, for example, it specifies the number of scrollable columns or rows.
<code>Public Property Range As Long</code>		

1.2.48 GuiScrollContainer Object

Description

This container represents scrollable subscreens. A subscreen may be scrollable without actually having a scrollbar, because the existence of a scrollbar depends on the amount of data displayed and the size of the

GuiUserArea. GuiScrollContainer extend sthe [GuiVContainer Object \[page 275\]](#). The type prefix is ssub, the name is generated from the data dictionary settings.

Methods

Method	Description
Syntax	
<hr/>	
All methods of the GuiVComponent Object [page 270] :	
<ul style="list-style-type: none">• DumpState• SetFocus• Visualize	
<hr/>	
All methods of the GuiContainer Object [page 84] :	
<ul style="list-style-type: none">• FindById	
<hr/>	
All methods of the GuiVContainer Object [page 275] :	
<ul style="list-style-type: none">• FindAllByName• FindAllByNameEx• FindByName• FindByNameEx	
<hr/>	

Properties

Property	Description
Syntax	
<hr/>	
All properties of the GuiComponent Object [page 79] :	
<ul style="list-style-type: none">• ContainerType• Id• Name• Parent• Type• TypeAsNumber	
<hr/>	

Property

Syntax	Description
--------	-------------

All properties of the [GuiVComponent Object \[page 270\]](#):

- AccLabelCollection
- AccText
- AccTextOnRequest
- AccTooltip
- Changeable
- DefaultTooltip
- Height
- IconName
- IsSymbolFont
- Left
- Modified
- ParentFrame
- ScreenLeft
- ScreenTop
- Text
- Tooltip
- Top
- Width

All properties of the [GuiContainer Object \[page 84\]](#):

- Children

HorizontalScrollbar (Read-write)

The horizontal scrollbar of the scroll container.

```
Public Property HorizontalScrollbar  
As GuiScrollbar
```

VerticalScrollbar (Read-write)

The vertical scrollbar of the scroll container.

```
Public Property VerticalScrollbar As  
GuiScrollbar
```

1.2.49 GuiSession Object

Description

The GuiSession provides the context in which a user performs a certain task such as working with a transaction. It is therefore the access point for applications, which record a user's actions regarding a specific

task or play back those actions. GuiSession extends GuiContainer. The type prefix is ses, the name is ses plus the session number in square brackets.

Remarks

GuiSession is self-contained in that ids within the context of a session remain valid independently of other connections or sessions being open at the same time. Usually an external application will first determine with which session to interact. Once that is clear, the application will work more or less exclusively on that session. Traversing the object hierarchy from the GuiApplication to the user interface elements, it is the session among whose children the highest level visible objects can be found. In contrast to objects like buttons or text fields, the session remains valid until the corresponding main window has been closed, whereas buttons, for example, are destroyed during each server communication.

Methods

Method

Syntax

Description

All methods of the [GuiContainer Object \[page 84\]](#):

- FindById

AsStdNumberFormat

```
Public Function AsStdNumberFormat( _  
    ByVal Number As String _  
) As String
```

Depending on the system's number format the minus sign of numbers may be placed to the right of the number. Using this function the minus sign is moved to the left.

ClearErrorList

```
Public Sub ClearErrorList()
```

This method clears the list of errors that may be created when ActiveX controls are found on a screen that do not support SAP GUI Scripting. Otherwise the list is cleared after an error event was raised. This happens at the end of a round trip.

CreateSession

```
Public Sub CreateSession()
```

This function opens a new session, which is then visualized by a new main window. This resembles the "/o" command that can be executed from the command field.

EnableJawsEvents

```
Public Sub EnableJawsEvents()
```

Enable the sending of events to the screenreader Freedom Scientific JAWS, which communicates with SAP GUI for Windows via the Scripting API. By default the sending of events is activated.

EndTransaction

```
Public Sub EndTransaction()
```

Calling this function has the same effect as SendCommand("/n").

Method

Syntax

Description

FindByPosition

```
Public Function FindByPosition( _  
    ByVal x As Long, _  
    ByVal y As Long, _  
    Optional ByVal Raise As Variant _  
) As GuiCollection
```

This method can be used to do a hittest on an SAP GUI session. The parameters x and y should be given in screen coordinates. If no component is found an exception is raised unless raise is set to False. In that case a Null/Nothing object is returned.

GetIconResourceName

```
Public Function GetIconResourceName( _  
    ByVal Text As String _  
) As String
```

In SAP GUI icons are often described as text in the format @nn@ where nn is a number. The function getIconResourceName translates the @nn@ notation into the name of the resource in sapbtm.dll.

Method

Syntax

GetObjectTree

```
Public Function GetObjectTree ( _  
    ByVal Id As String, _  
    Optional ByVal props As Variant _  
    ) As String
```

Description

This method was introduced in SAP GUI for Windows 7.70 patchlevel 3.

GetObjectTree returns the object tree of the current SAP GUI tree as a JSON string. You can use this JSON to determine the information on the SAP GUI UI elements you need.

Some SAP GUI Scripting based applications need to parse the SAP GUI Object tree to get the values of certain properties for all objects on a screen. This could be achieved via individual COM calls to the elements, but this approach is very time consuming due to a large overhead in COM itself. Therefore, the performance may not be good enough in many cases.

Via parameter *Id* you can limit the output to a subnode of the object tree and all its children (for example for a dialog window). If this parameter is supplied as an empty string, the complete object tree of the respective session is exported along with Screen Number, Program and Transaction code.

The parameter *props* can be used to specify which properties of all elements are required. If this parameter is not supplied, only the *id* property of each object is put into the output. The parameter needs to contain an array with names or *GuiDisplds* of the properties to be exported, see also [GuiMagicDisplDs \[page 290\]](#).

i Note

The properties can only be of simple types: *String*, *Integer*, *Bool*. Exceptions are *LeftLabel* and *RightLabel*. Even though these properties return objects they can be gathered, but instead of an object the *id* of the respective *GuiLabel* will be retrieved.

❖ Example

The following is a vbs example

⇌ Sample Code

```
arrayOfStrings = Array()  
arrayOfStrings =  
AddItem(arrayOfStrings, "Id")  
arrayOfStrings =  
AddItem(arrayOfStrings, "Text")
```

Method**Syntax****Description**

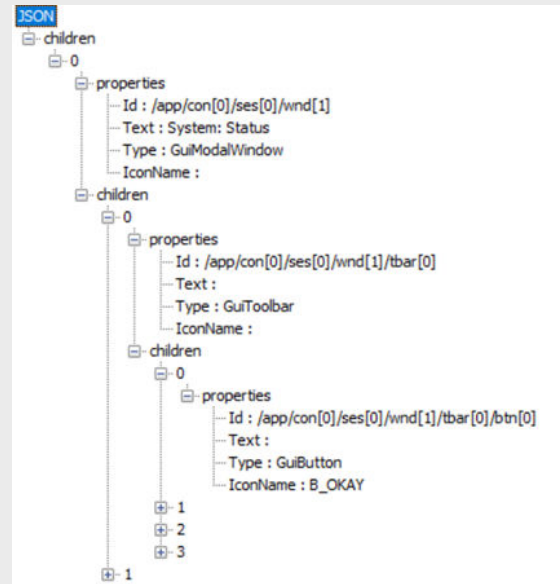
```
arrayOfStrings =  
AddItem(arrayOfStrings, "Type")  
arrayOfStrings =  
AddItem(arrayOfStrings,  
"IconName")  
or  
arrayOfDispIds = Array()  
arrayOfDispIds =  
AddItem(arrayOfDispIds, 32025)  
arrayOfDispIds =  
AddItem(arrayOfDispIds, 32000)  
arrayOfDispIds =  
AddItem(arrayOfDispIds, 32015)  
arrayOfDispIds =  
AddItem(arrayOfDispIds, 32037)  
Both lead to the same output.  
Overall example:  
arrayOfStrings = Array()  
arrayOfStrings =  
AddItem(arrayOfStrings, "Id")  
arrayOfStrings =  
AddItem(arrayOfStrings, "Text")  
arrayOfStrings =  
AddItem(arrayOfStrings, "Type")  
arrayOfStrings =  
AddItem(arrayOfStrings,  
"IconName")  
session.GetObjectTree  
("wnd[1]", arrayOfStrings)  
exports all elements of a  
dialog window and the values of  
the properties "Id", "Text",  
"Type" and "IconName".  
' add item to array  
Function AddItem(arr, val)  
  ReDim Preserve  
  arr(UBound(arr) + 1)  
  arr(UBound(arr)) = val  
  AddItem = arr  
End Function
```

Method

Syntax

Description

This can look like this:



Sample Code

The following is a c# example

```
With names:
string[] strArr = new string[]
{"Id", "Text", "Type", "IconName",
 "Tooltip"};
With Magic DispIDs:
int[] intArr = new int[] { 32025,
32000, 32015, 32037};
Execution restricted to wnd[1]:
string json;
json = ses.GetObjectTree("wnd[1]",
strArr);
```

GetVKeyDescription

```
Public Function GetVKeyDescription( _
    ByVal VKey As Long _
) As String
```

When a script is recorded, it will often contain sendVKey(n) calls, where n is a number. The method getVKeyDescription translates these numbers into a readable text. For example the number 0 is translated into the text "Enter".

LockSessionUI

```
Public Sub LockSessionUI()
```

This method locks the session so that no user interaction is possible until the session is unlocked using UnlockSessionUI.

Method

Syntax

Description

SendCommand

```
Public Sub SendCommand(  
    ByVal Command As String _  
)
```

Using this function you can execute any command string, which could otherwise be entered in the command field combo box.

SendCommandAsync

```
SendCommandAsync  
Public Sub SendCommandAsync(  
    ByVal Command As String _  
)
```

Using this function, you can execute any command string, which could otherwise be entered in the command field combo box. The difference to the method *SendCommand* is that SAP GUI does not wait for the response of the server before continuing.

i Note

When creating a script using this command, you need to make sure to find out if scripting is possible when running the next command. This can be achieved by checking the *Busy* property of listening to the *SapSessionEndRequest* event.

StartTransaction

```
Public Sub StartTransaction(  
    ByVal Transaction As String _  
)
```

Calling this function with parameter "xyz" has the same effect as `SendCommand("/nxyz")`.

UnlockSessionUI

```
Public Sub UnlockSessionUI()
```

This method unlocks the session after it was locked using `LockSessionUI`.

Properties

Property

Syntax

Description

All properties of the [GuiComponent Object \[page 79\]](#):

- ContainerType
- Id
- Name
- Parent
- Type
- TypeAsNumber

Property

Syntax

Description

All properties of the [GuiContainer Object \[page 84\]](#):

- Children

AccEnhancedTabChain (Read-write)

```
Public Property AccEnhancedTabChain  
As Byte
```

This property is True if the respective option "Include read-only and disabled elements in tab chain" has been set in the SAP GUI options dialog.

AccSymbolReplacement (Read-write)

```
Public Property AccSymbolReplacement  
As Byte
```

This property is True if the respective option "Display symbols in lists as letters" has been set in the SAP GUI options dialog.

ActiveWindow (Read-only)

```
Public Property ActiveWindow As  
GuiFrameWindow
```

All windows can be found in the children collection of GuiSession. However, most of the time an application will access the currently activated window of the session, as that is the window with which a user will probably interact. This property is intended as a shortcut to this window.

Busy (Read-write)

```
Public Property Busy As Byte
```

While SAP GUI is waiting for data from the server, any Scripting call will not return, which blocks the executing thread. This may not be acceptable for advanced applications.

A way to prevent this is to check the busy property of the session. If this property is True, then a subsequent Scripting call will wait for the server communication to be finished.

ErrorList (Read-write)

```
Public Property ErrorList As  
GuiCollection
```

Info (Read-only)

```
Public Property Info As GuiSessionInfo
```

Info is of type GuiSessionInfo. It contains technical information about the current connection, the login data, the running SAP application and more.

IsActive (Read-write)

```
Public Property IsActive As Byte
```

TRUE if the session window is active.

FALSE otherwise.

IsListBoxActive (Read-only)

```
Public Property IsListBoxActive As  
Byte
```

This property is True if a listbox is currently open (for a GuiComboBox).

Property

Syntax	Description
ListBoxCurrEntry (Read-only) Public Property ListBoxCurrEntry As Long	The index of the currently selected listbox entry.
ListBoxCurrEntryHeight (Read-only) Public Property ListBoxCurrEntryHeight As Long	The height of the current entry of the listbox in pixels.
ListBoxCurrEntryLeft (Read-only) Public Property ListBoxCurrEntryLeft As Long	The left position of the current entry of the listbox in pixels.
ListBoxCurrEntryTop (Read-only) Public Property ListBoxCurrEntryTop As Long	The top position of the current entry of the listbox in pixels.
ListBoxCurrEntryWidth (Read-only) Public Property ListBoxCurrEntryWidth As Long	The width of the current entry of the listbox in pixels.
ListBoxHeight (Read-only) Public Property ListBoxHeight As Long	The height of the open listbox in pixels.
ListBoxLeft (Read-only) Public Property ListBoxLeft As Long	The left position of the open listbox in pixels.
ListBoxTop (Read-only) Public Property ListBoxTop As Long	The top position of the open listbox in pixels.
ListBoxWidth (Read-only) Public Property ListBoxWidth As Long	The width of the open listbox in pixels.
PassportPreSystemId (Read-write) Public Property PassportPreSystemId As String	The pre-system ID. Part of the passport information.
PassportSystemId (Read-write) Public Property PassportSystemId As String	The system ID. Part of the passport information.

Property

Syntax	Description
PassportTransactionId (Read-write) <pre>Public Property PassportTransactionId As String</pre>	The unique ID of the transaction. Part of the passport information.
ProgressPercent (Read-only) <pre>Public Property ProgressPercent As LongPublic</pre>	The percentage displayed by the SAP GUI progress indicator.
ProgressText (Read-only) <pre>Public Property ProgressText As String</pre>	The text displayed by the progress indicator.
Record (Read-write) <pre>Public Property Record As Byte</pre>	Setting this property to True enables the recording mode of the session. In this mode changes to elements of the user interface are recorded within SAP GUI and sent to a recording application using the Change event described later. Remarks Some elements of the user interface may behave differently in record mode than during playback or manual interaction. <ul style="list-style-type: none">• The F4 help dialog is always displayed as a modal window.• Drag & Drop is disabled.
RecordFile (Read-write) <pre>Public Property RecordFile As String</pre>	A simple way to record a script it to set the recordFile property to a valid filename and then enable the record property. A Visual Basic Script file of the given name will be created in the SAP GUI Scripts Folder on the client PC. Remarks This property only accepts simple filenames without path information.
SaveAsUnicode (Read-write) <pre>Public Property SaveAsUnicode As Byte</pre>	If this property is set to TRUE, the recorded scripts will be saved in UNICODE encoding. Otherwise is the current system codepage.
ShowDropdownKeys (Read-write) <pre>Public Property ShowDropdownKeys As Byte</pre>	If this property is TRUE, the dropdowns show not only the text of dropdown entries, but also the keys.
SuppressBackendPopups (Read-write) <pre>Public Property SuppressBackendPopups As Byte</pre>	

Property

Syntax

TestToolMode (Read-write)

```
Public Property TestToolMode As Long
```

Description

During internal tests some aspects of the user interface proved to be difficult to handle with test tools using the Scripting API to automate SAP GUI. For this reason a special mode has been added in which the following changes are administered.

- While success (S), warning (W) and error (E) messages are always displayed in the status bar, information (I) and abort (A) messages are displayed as pop-up windows unless testToolMode is set.
- The update mode of the application server is changed to immediate mode for the connection.
- System messages are ignored so that they do not interrupt the recording or playback of scripts.

Remarks

The test tool mode requires one of the following versions of the SAP kernel:

- 6.20 Patch level 29 and all following kernel versions
- 4.6D Patch level 1208, see note 511310.

Currently only the following values are allowed for this property:

- 0: Disable testToolMode
- 1: Enable testToolMode

Events

Event

Syntax

AbapScriptingEvent

```
Public Event AbapScriptingEvent( _  
    ByVal param As String _  
)
```

Description

Activated

```
Public Event Activated( _  
    ByVal Session As GuiSession _  
)
```

Event

Syntax

AutomationFCode

```
Public Event AutomationFCode( _  
    ByVal Session As GuiSession, _  
    ByVal FunctionCode As String _  
)
```

Description

The event is only fired when using the SAP Workplace. It notifies the listener that SAP GUI executes a function code that was set by the Workplace framework.

Event

Syntax

Description

Change

```
Public Event Change(  
    ByVal Session As GuiSession, _  
    ByVal Component As GuiComponent, _  
    ByVal CommandArray As Variant _  
)
```

In record mode, the session collects changes to elements of the user interface and sends these changes to a listening application whenever server communication is about to start or if the record mode is turned off. The change events are raised immediately before the startRequest event. There is at least one event for every modified element in the recorded session.

Remarks

i Note

When developing a handler for this event, you must not include any action that may trigger the same event again, because this will lead to an infinite loop. For example, you must not call the press() function of a button, because this would cause another roundtrip to the server and would thus raise another Change/EndRequest/StartRequest event.

Only changes made at the SAP GUI level are recorded. Transactions may preset some of the entry fields with values from parameters stored in the SAP system. If these data are not changed in SAP GUI, they will not be recorded. This may cause problems during playback of scripts, if the entry fields are preset with different values.

If any of the following techniques is used in a transaction, the user should manually modify all the entries he wants to see recorded:

- Usage of SAP parameters
- Variants
- Hold Data, from the menu System -> User Profile

Playback of the changes will only work, if the order of the calls is the same as during recording.

Each event represents one line of script code. The Component parameter specifies the object on which to invoke a method or property. Therefore the first thing to record is Component.id for later use with findById. The recorder may however also decide to record other properties of Component. If, for example, a line in a table control or list is selected, it may be prudent not to record the position of the line, but rather the values in it. That way, a script can be generated that is more robust with respect to changes in the number, and therefore in the position, of lines.

Event

Syntax

Description

If new function modules have been added, selecting a line from the list might return the wrong function module.

Type	Method/Property name	Parameters
"SP"	"Text"	"Hello World"

This sets the parameter Text to value "Hello World".

Type	Method/Property name	Parameters
"SP"	"RecordMode"	True

This sets the parameter RecordMode to the Boolean value True. It is up to the recorder to generate a script line with a valid textual representation of Boolean values, such as "true", "True" or "TRUE" for example.

Type	Method/Property name	Parameters
"SP"	"TestToolMode"	0

This sets the parameter TestToolMode to value 0.

Type	Method/Property name	Parameters
"M"	"Resize"	96
		32
		False

The method Resize is called with three parameters. In this case the third member of the CommandArray is an array with 3 elements.

ContextMenu

```
Public Event ContextMenu( _  
    ByVal Session As GuiSession, _  
    ByVal Component As GuiVComponent _  
)
```

The contextMenu event is fired when SAP GUI is about to display a context menu. There are currently the following limitations:

- Only context menus of controls of type GuiShell are supported.
- The event is not fired for "cached" context menus, which are not retrieved from the server when being opened.

Event

Syntax

Description

Destroy

```
Public Event Destroy(  
    ByVal Session As GuiSession _  
)
```

This event is raised before a session is destroyed.

EndRequest

```
Public Event EndRequest(  
    ByVal Session As GuiSession _  
)
```

endRequest is called immediately after the session is unlocked after server communication.

i Note

When developing a handler for this event, you must not include any action that may trigger the same event again, because this will lead to an infinite loop. For example, you must not call the press() function of a button, because this would cause another roundtrip to the server and would thus raise another Change/EndRequest/StartRequest event.

Error

```
Public Event Error(  
    ByVal Session As GuiSession, _  
    ByVal ErrorId As Long, _  
    ByVal Desc1 As String, _  
    ByVal Desc2 As String, _  
    ByVal Desc3 As String, _  
    ByVal Desc4 As String _  
)
```

An error event is currently only raised, if the wrapper library required to access an SAP GUI ActiveX control from a script is not available. error events from all sessions are also available at the GuiApplication.

FocusChanged

```
Public Event FocusChanged(  
    ByVal Session As GuiSession, _  
    ByVal NewFocusedControl As  
    GuiVComponent _  
)
```

This event is triggered when the focus in SAP GUI is moved to a new item. Using the parameters one can identify which item in which session received focus.

HistoryOpened

```
Public Event HistoryOpened(  
    ByVal Session As GuiSession, _  
    ByVal NewFocusedControl As  
    GuiVComponent _  
)
```

This event is triggered when the SAP GUI input history is opened. Using the parameters one can identify the session and the object for which the history was opened.

Event

Syntax

Description

Hit

```
Public Event Hit( _  
    ByVal Session As GuiSession, _  
    ByVal Component As GuiComponent, _  
    ByVal InnerObject As String _  
)
```

The hit event is only raised when elementVisualizationMode is set to True, which turns on the hit test mode of SAP GUI. If in this mode a SAP GUI component is identified, the hit event is raised. The parameters of this event are

- The session on which the component was hit
- The component that was hit
- A description of an inner object of the component if an inner object was hit

ProgressIndicator

```
Public Event ProgressIndicator( _  
    ByVal percentage As Long, _  
    ByVal Text As String _  
)
```

This event is triggered when the SAP GUI progress indicator is displayed. The properties contain the current percentage and the text of the progress indicator.

StartRequest

```
Public Event StartRequest( _  
    ByVal Session As GuiSession _  
)
```

The startRequest event is raised before the session is locked during server communication. At this point user input can be checked before it is sent to the server. It is not possible to prevent server communication from this event.

i Note

When developing a handler for this event, you must not include any action that may trigger the same event again, because this will lead to an infinite loop. For example, you must not call the press() function of a button, because this would cause another roundtrip to the server and would thus raise another Change/EndRequest/StartRequest event.

1.2.50 GuiSessionInfo Object

Description

GuiSessionInfo is a member of all GuiSession objects. It makes available technical information about the session. Some of its properties are displayed in the system information area (either in the status bar or the title area depending on the SAP GUI theme used).

Properties

Property

Syntax	Description
ApplicationServer (Read-only) <pre>Public Property ApplicationServer As String</pre>	The name of the application server is set only if the session belongs to a connection that was started without load balancing, by specifying an application server.
Client (Read-only) <pre>Public Property Client As String</pre>	The client selected on the login screen.
Codepage (Read-only) <pre>Public Property Codepage As Long</pre>	The codepage specified in SAP Logon in the properties of the connection.
Flushes (Read-only) <pre>Public Property Flushes As Long</pre>	The property flushes counts the number of flushes in the automation queue during server communication.
Group (Read-only) <pre>Public Property Group As String</pre>	The login group information is available only if the session belongs to a connection which was started using load balancing.
GuiCodepage (Read-only) <pre>Public Property GuiCodepage As Long</pre>	A list of codepages is available in table TCPOOA of the SAP system. On a client running Microsoft Windows with codepage 1252 (Latin I) the property guiCodepage is 1160.
I18NMode (Read-only) <pre>Public Property I18NMode As Byte</pre>	The I18N mode of SAP GUI is required for multi-byte character sets.
InterpretationTime (Read-only) <pre>Public Property InterpretationTime As Long</pre>	The interpretation time begins after the data have arrived from the server. It comprises the parsing of the data and distribution to the SAP GUI elements. The unit is milliseconds.
IsLowSpeedConnection (Read-only) <pre>Public Property IsLowSpeedConnection As Byte</pre>	The property is True if the connection to which the session belongs runs with the low speed connection flag. This flag can be set on the advanced connection properties page of the SAPLogon dialog. The SAP GUI Scripting support is very limited for low speed connections, because information required to identify SAP GUI objects is not being sent.
Language (Read-only) <pre>Public Property Language As String</pre>	The language specified on the login screen.

Property

Syntax	Description
MessageServer (Read-only) <pre>Public Property MessageServer As String</pre>	The message server information is available only if the session belongs to a connection which was started using load balancing.
Program (Read-only) <pre>Public Property Program As String</pre>	The name of the source program that is currently being executed.
ResponseTime (Read-only) <pre>Public Property ResponseTime As Long</pre>	This is the time that is spent on network communication from the moment data are sent to the server to the moment the server response arrives. The unit is milliseconds.
RoundTrips (Read-only) <pre>Public Property RoundTrips As Long</pre>	Before SAP GUI sends data to the server it locks the user interface. In many cases it will not unlock the interface once data arrive from the server, but instead will send a new request to the server immediately. Controls in particular use this technology to load the data they need for visualization. The count of these token switches between SAP GUI and the server is the roundTrips property.
ScreenNumber (Read-only) <pre>Public Property ScreenNumber As Long</pre>	The number of the screen currently displayed.
ScriptingModeReadOnly (Read-only) <pre>Public Property ScriptingModeReadOnly As Byte</pre>	<p>The read-only mode can be enabled using an application server profile parameter. In this mode, the state of SAP applications cannot be changed through the Scripting API, which means:</p> <ul style="list-style-type: none">• Properties can only be read, but not set.• Functions can only be called if they do not change the control's state. <p>Remarks</p> <p>In this mode, scripts can be recorded and information about the application can be read from SAP GUI. However a transaction cannot be run from a script. Additional documentation is available in note 692245 and in the SAP GUI Scripting security documentation on the Help Portal.</p>
ScriptingModeRecordingDisabled (Read-only) <pre>Public Property ScriptingModeRecordingDisabled As Byte</pre>	The recording disabled mode can be enabled using an application server profile parameter. In this mode SAP GUI Scripting does not fire any events. This implies that user interaction cannot be recorded. However data can be read from SAP GUI and scripts can be used to run transactions.

Property

Syntax	Description
SessionNumber (Read-only) <pre>Public Property SessionNumber As Long</pre>	The number of the session is also displayed in SAP GUI on the status bar.
SystemName (Read-only) <pre>Public Property SystemName As String</pre>	This is the name of the SAP system.
SystemNumber (Read-only) <pre>Public Property SystemNumber As Long</pre>	The system number is set only if the session belongs to a connection that was started without load balancing, by specifying an application server.
SystemSessionId (Read-only) <pre>Public Property SystemSessionId As String</pre>	All SAP GUI sessions of the same connection are represented on the server with the same SystemSessionId. Using SystemSessionId and SessionNumber, it is possible to find a matching SAP GUI session from an ABAP application.
Transaction (Read-only) <pre>Public Property Transaction As String</pre>	The transaction that is currently being executed.
UI_GUIDELINE (Read-only) <pre>Public Property UI_GUIDELINE As String</pre>	<p>This property can be used to identify whether the SAP GUI session is running with enabled SAP Fiori features or not.</p> <p>The return value is</p> <ul style="list-style-type: none">• 1 if the session is running with deactivated SAP Fiori features (SAP Fiori features off)• 2 if the session is running with activated SAP Fiori features (SAP Fiori features on) <div data-bbox="847 1384 1398 1677" style="border-left: 2px solid #0070C0; padding-left: 10px;"><p>i Note</p><ul style="list-style-type: none">○ SAP Fiori features are only available as of theme Belize. This means that for all previous themes you always get 1 as the value of this property.○ You can activate and deactivate the SAP Fiori features in the SAP GUI options dialog.</div>
User (Read-only) <pre>Public Property User As String</pre>	The SAP name of the user logged into the system.

1.2.51 GuiShell Object

Description

GuiShell is an abstract object whose interface is supported by all the controls. GuiShell extends the [GuiVContainer Object \[page 275\]](#). The type prefix is shell, the name is the last part of the id, shell[n].

Methods

Method

Syntax

Description

All methods of the [GuiVComponent Object \[page 270\]](#):

- DumpState
- SetFocus
- Visualize

All methods of the [GuiContainer Object \[page 84\]](#):

- FindById

All methods of the [GuiVContainer Object \[page 275\]](#):

- FindAllByName
- FindAllByNameEx
- FindByName
- FindByNameEx

SelectContextMenuItem

Select an item from the control's context menu.

```
Public Sub SelectContextMenuItem( _  
    ByVal FunctionCode As String _  
)
```

SelectContextMenuItemByPosition

This method allows you to select a context menu item using the position of the item. It is therefore independent of the menu item text.

```
Public Sub  
SelectContextMenuItemByPosition( _  
    ByVal PositionDesc As String _  
)
```

Method

Syntax

SelectContextMenuItemByText

```
Public Sub  
SelectContextMenuItemByText ( _  
    ByVal Text As String _  
)
```

Description

Select a menu item of a context menu using the text of the item and possible higher level menus.

Properties

Property

Syntax

Description

All properties of the [GuiComponent Object \[page 79\]](#):

- ContainerType
- Id
- Name
- Parent
- Type
- TypeAsNumber

All properties of the [GuiVComponent Object \[page 270\]](#):

- AccLabelCollection
- AccText
- AccTextOnRequest
- AccTooltip
- Changeable
- DefaultTooltip
- Height
- IconName
- IsSymbolFont
- Left
- Modified
- ParentFrame
- ScreenLeft
- ScreenTop
- Text
- Tooltip
- Top
- Width

Property

Syntax

Description

All additional properties of the [GuiContainer Object \[page 84\]](#):

- Children

AccDescription (Read-only)

```
Public Property AccDescription As String
```

Accessibility description of the shell. This description can be used for shells that do not have a title element.

DragDropSupported (Read-only)

```
Public Property DragDropSupported As Byte
```

This property is True if the shell allows drag and drop operations.

Handle (Read-only)

```
Public Property Handle As Long
```

The window handle of the control that is connected to the GuiShell.

OcxEvents (Read-only)

```
Public Property OcxEvents As GuiCollection
```

Returns a collection containing the event ids of the ActiveX control. These are the events that the control may send to the server.

SubType (Read-only)

```
Public Property SubType As String
```

Additional type information to identify the control represented by the shell, for example Picture, TextEdit, GridView...

1.2.52 GuiSimpleContainer Object

Description

This container represents non-scrollable subscreens. It does not have any functionality apart from to the inherited interfaces. GuiSimpleContainer extends the [GuiVContainer Object \[page 275\]](#). The type prefix is sub, the name is is generated from the data dictionary settings.

Methods

Method	
Syntax	Description
All methods of the GuiVComponent Object [page 270] :	
<ul style="list-style-type: none">• DumpState• SetFocus• Visualize	
All methods of the GuiContainer Object [page 84] :	
<ul style="list-style-type: none">• FindById	
All methods of the GuiVContainer Object [page 275] :	
<ul style="list-style-type: none">• FindAllByName• FindAllByNameEx• FindByName• FindByNameEx	
GetListProperty	For more information refer to the documentation about method GetListProperty within GuiLabel Object [page 135] .
<pre>Public Function GetListProperty(_ ByVal Property As String _) As String</pre>	
GetListPropertyNonRec	For more information, refer to the documentation about method <code>GetListPropertyNonRec</code> within GuiLabel Object [page 135] .
<pre>Public Function GetListPropertyNonRec(_ ByVal Property As String _) As String</pre>	

Properties

Property

Syntax

Description

All properties of the [GuiComponent Object \[page 79\]](#):

- ContainerType
- Id
- Name
- Parent
- Type
- TypeAsNumber

All properties of the [GuiVComponent Object \[page 270\]](#):

- AccLabelCollection
- AccText
- AccTextOnRequest
- AccTooltip
- Changeable
- DefaultTooltip
- Height
- IconName
- IsSymbolFont
- Left
- Modified
- ParentFrame
- ScreenLeft
- ScreenTop
- Text
- Tooltip
- Top
- Width

All properties of the [GuiContainer Object \[page 84\]](#):

- Children

IsListElement (Read-only)

```
Public Property IsListElement As Byte
```

This property is True if the element is on an ABAP list, not a dynpro screen.

IsStepLoop (Read-only)

```
Public Property IsStepLoop As Byte
```

This property is True if the container is a step loop container.

Property

Syntax

Description

IsStepLoopInTableStructure (Read-only)

```
IsStepLoopInTableStructure As Long
```

If the container is a step loop container, this property is *True*, if the step loop has the same number of columns for each row. In this case, it is assumed that the step loop implements a table-like structure that requires additional information in accessibility mode. In all other cases, the property is *False* (also when the container is not a step loop container). When the steploop contains only a single row, the property will also be *False*.

LoopColCount (Read-only)

```
Public Property LoopColCount As Long
```

If the container is a step loop container, then this property contains the number of columns in the step loop.

LoopCurrentCol (Read-only)

```
Public Property LoopCurrentCol As Long
```

If the container is a step loop container, then this property contains the current row number in the step loop.

LoopCurrentColCount (Read-only)

```
Public Property LoopCurrentColCount  
As Long
```

If the container is a step loop container, then this property contains the number of columns in the current row of the step loop.

Please note that depending on the type of steploop the number of columns per row may be different per row.

i Note

This property is available as of SAP GUI for Windows 7.50 patchlevel 9 and SAP GUI for Windows 7.60.

LoopCurrentRow (Read-only)

```
Public Property LoopCurrentRow As Long
```

If the container is a step loop container, then this property contains the current column number in the step loop.

LoopRowCount (Read-only)

```
Public Property LoopRowCount As Long
```

If the container is a step loop container, then this property contains the number of rows in the step loop.

1.2.53 GuiSplit Object

Description

GuiSplit extends the [GuiShell Object \[page 200\]](#).

Methods

Method	Description
All methods of the GuiVComponent Object [page 270] :	
<ul style="list-style-type: none">• DumpState• SetFocus• Visualize	
All methods of the GuiContainer Object [page 84] :	
<ul style="list-style-type: none">• FindById	
All methods of the GuiVContainer Object [page 275] :	
<ul style="list-style-type: none">• FindAllByName• FindAllByNameEx• FindByName• FindByNameEx	
All methods of the GuiShell Object [page 200] :	
<ul style="list-style-type: none">• SelectContextMenuItem• SelectContextMenuItemByPosition• SelectContextMenuItemByText	
GetColSize	This method returns the size of the splitter column specified by the parameter Id (starting with index 1) in percent.
<pre>Public Function GetColSize(_ ByVal Id As Long _) As Long</pre>	
GetRowSize	This method returns the size of the splitter row specified by the parameter Id (starting with index 1) in percent.
<pre>Public Function GetRowSize(_ ByVal Id As Long _) As Long</pre>	

Method	Description
<p>SetColSize</p> <pre>Public Sub SetColSize(_ ByVal Id As Long, _ ByVal Size As Long _)</pre>	<p>This method sets the size of the splitter column specified by the parameter Id (starting with index 1) to the percentage specified by parameter Size.</p> <p>i Note</p> <p>The splitter columns need to be set in sequence if multiple columns are used. This means you first set the size of the first column, then of the second column and so forth until all columns have the desired size. Incorrectly assigning sizes may lead to overall sizes of more than 100%. Therefore, the user of this method needs to make sure not to exceed 100% percent adding the size of all columns.</p>
<p>SetRowSize</p> <pre>Public Sub SetRowSize(_ ByVal Id As Long, _ ByVal Size As Long _)</pre>	<p>This method sets the size of the splitter row specified by the parameter Id (starting with index 1) to the percentage specified by parameter Size.</p> <p>i Note</p> <p>The splitter rows need to be set in sequence if multiple columns are used. This means you first set the size of the first row, then of the second row and so forth until all rows have the desired size. Incorrectly assigning sizes may lead to overall sizes of more than 100%. Therefore, the user of this method needs to make sure not to exceed 100% percent adding the size of all rows.</p>

Properties

Property	Description
<p>Syntax</p>	<p>All properties of the GuiComponent Object [page 79]:</p> <ul style="list-style-type: none"> • ContainerType • Id • Name • Parent • Type • TypeAsNumber

Property

Syntax

Description

All properties of the [GuiVComponent Object \[page 270\]](#):

- AccLabelCollection
- AccText
- AccTextOnRequest
- AccTooltip
- Changeable
- DefaultTooltip
- Height
- IconName
- IsSymbolFont
- Left
- Modified
- ParentFrame
- ScreenLeft
- ScreenTop
- Text
- Tooltip
- Top
- Width

All properties of the [GuiContainer Object \[page 84\]](#):

- Children

All properties of the [GuiShell Object \[page 200\]](#):

- AccDescription
- DragDropSupported
- Handle
- OcxEvents
- SubType

IsVertical (Read-only)

```
Public Property IsVertical As Long
```

This property contains:

- 0 if the splitter cells of the GuiSplit are horizontally aligned
- 1 if the splitter cells of the GuiSplit are vertically aligned
- 2 if the splitter cells of the GuiSplit are both horizontally and vertically aligned

1.2.54 GuiSplitterContainer Object

Description

The `GuiSplitterContainer` represents the dynpro splitter element, which was introduced in the Web Application Server ABAP in NetWeaver 7.1. The dynpro splitter element is similar to the activeX based splitter control, but it is a plain dynpro element.

Methods

Method

Syntax

Description

All methods of the [GuiVComponent Object \[page 270\]](#):

- `DumpState`
- `SetFocus`
- `Visualize`

All methods of the [GuiContainer Object \[page 84\]](#):

- `FindById`

All methods of the [GuiVContainer Object \[page 275\]](#):

- `FindAllByName`
- `FindAllByNameEx`
- `FindByName`
- `FindByNameEx`

All methods of the [GuiShell Object \[page 200\]](#):

- `SelectContextMenuItem`
 - `SelectContextMenuItemByPosition`
 - `SelectContextMenuItemByText`
-

Properties

Property

Syntax

Description

All properties of the [GuiComponent Object \[page 79\]](#):

- ContainerType
- Id
- Name
- Parent
- Type
- TypeAsNumber

All properties of the [GuiVComponent Object \[page 270\]](#):

- AccLabelCollection
- AccText
- AccTextOnRequest
- AccTooltip
- Changeable
- DefaultTooltip
- Height
- IconName
- IsSymbolFont
- Left
- Modified
- ParentFrame
- ScreenLeft
- ScreenTop
- Text
- Tooltip
- Top
- Width

All properties of the [GuiContainer Object \[page 84\]](#):

- Children

IsVertical (Read-only)

```
Public Property IsVertical As Byte
```

This property contains True if the splitter cells of the GuiS-plitterContainer are vertically aligned and False if they are horizontally aligned.

SashPosition (Read-write)

```
Public Property SashPosition As Long
```

Contains the position of the splitter sash in characters.

1.2.55 GuiStage Object

Description

For the stage control only basic members from GuiShell are available. Recording and playback is not possible.

Methods

Method

Syntax

Description

All methods of the [GuiVComponent Object \[page 270\]](#):

- DumpState
- SetFocus
- Visualize

All methods of the [GuiContainer Object \[page 84\]](#):

- FindById

All methods of the [GuiVContainer Object \[page 275\]](#):

- FindAllByName
- FindAllByNameEx
- FindByName
- FindByNameEx

All methods of the [GuiShell Object \[page 200\]](#):

- SelectContextMenuitem
- SelectContextMenuitemByPosition
- SelectContextMenuitemByText

ContextMenu

Calling this function opens a context menu.

```
Public Sub ContextMenu( _  
    ByVal strId As String _  
)
```

DoubleClick

This function emulates a mouse double click.

```
Public Sub DoubleClick( _  
    ByVal strId As String _  
)
```

Method

Syntax

Description

SelectItems

Select the items specified by the parameter strItems.

```
Public Sub SelectItems( _  
    ByVal strItems As String _  
)
```

Properties

Property

Syntax

Description

All properties of the [GuiComponent Object \[page 79\]](#):

- ContainerType
- Id
- Name
- Parent
- Type
- TypeAsNumber

All properties of the [GuiVComponent Object \[page 270\]](#):

- AccLabelCollection
- AccText
- AccTextOnRequest
- AccTooltip
- Changeable
- DefaultTooltip
- Height
- IconName
- IsSymbolFont
- Left
- Modified
- ParentFrame
- ScreenLeft
- ScreenTop
- Text
- Tooltip
- Top
- Width

Property

Syntax	Description
--------	-------------

All properties of the [GuiContainer Object \[page 84\]](#):

- Children
-

All additional properties of the [GuiShell Object \[page 200\]](#):

- AccDescription
 - DragDropSupported
 - Handle
 - OcxEvents
 - SubType
-

1.2.56 GuiStatusbar Object

Description

GuiStatusbar represents the message displaying part of the status bar on the bottom of the SAP GUI window. It does not include the system and login information displayed in the rightmost area of the status bar as these are available from the GuiSessionInfo object. GuiStatusbar extends the [GuiVComponent Object \[page 270\]](#). The type prefix is sbar.

Methods

Method

Syntax	Description
--------	-------------

All methods of the [GuiVComponent Object \[page 270\]](#):

- DumpState
 - SetFocus
 - Visualize
-

All methods of the [GuiContainer Object \[page 84\]](#):

- FindById
-

Method

Syntax	Description
--------	-------------

All methods of the [GuiVContainer Object \[page 275\]](#):

- FindAllByName
- FindAllByNameEx
- FindByName
- FindByNameEx

CreateSupportMessageClick

```
Public Sub CreateSupportMessageClick()  
( )
```

This method sends the OKCode [?SMSG](#) to the server. This OKCode in many cases triggers a dialog for creating a support incident (the concrete functionality depends on the implementation on the server side). This is the same as double-clicking the SAP Logo in the SAP GUI main window.

DoubleClick

```
Public Sub DoubleClick()  
( )
```

When a message is displayed in the GuiStatusbar, this message can be double clicked. This will usually open the SAP performance assistant.

ServiceRequestClick

```
Public Sub ServiceRequestClick ( )  
( )
```

A message displayed in the SAP GUI main window can have a so-called "Service Request link". This is a link that takes the user to some related functionality. Method [ServiceRequestClick](#) triggers the activation of this functionality as if the user clicked the Service Request link.

Properties

Property

Syntax	Description
--------	-------------

All properties of the [GuiComponent Object \[page 79\]](#):

- ContainerType
- Id
- Name
- Parent
- Type
- TypeAsNumber

Property

Syntax

Description

All properties of the [GuiVComponent Object \[page 270\]](#):

- AccLabelCollection
- AccText
- AccTextOnRequest
- AccTooltip
- Changeable
- DefaultTooltip
- Height
- IconName
- IsSymbolFont
- Left
- Modified
- ParentFrame
- ScreenLeft
- ScreenTop
- Text
- Tooltip
- Top
- Width

All properties of the [GuiContainer Object \[page 84\]](#):

- Children

Handle (Read-only)

```
Public Property Handle As Long
```

The window handle of the control that is connected to the GuiShell.

MessageAsPopup (Read-only)

```
Public Property MessageAsPopup As Byte
```

Some messages may be displayed not only on the status bar but also as a pop-up window. In such cases, this property is set to True so that a script knows it has to close a pop-up to continue.

Property

Syntax

Description

MessageHasLongText (Read-only)

```
Public Property MessageHasLongText As Long
```

This property can be used to determine whether the currently displayed message has a long text or not (in Belize theme or newer themes this means that the *View Details* link is displayed for this message).

Possible return values

- -1: Presently no message is displayed in the statusbar
- 0: The message which is displayed does not have a long text
- 1: The message which is displayed has a long text

This property is available as of patchlevel 2 of SAP GUI for Windows 7.60.

MessageId (Read-only)

```
Public Property MessageId As String
```

This is the name of the message class used in the ABAP message call.

MessageNumber (Read-only)

```
Public Property MessageNumber As String
```

This is the name of the message number used in the ABAP message call. It will usually be a number, but this is not enforced by the system.

Property

Syntax

MessageParameter (Read-only)

```
Public Property MessageParameter As String
```

Description

These are the values of the parameters used to expand the placeholders in the message text definition in the data dictionary. The text property of the GuiStatusbar already contains the expanded text of the message. A maximum of 8 parameter values can be provided in the ABAP coding, so index should be in the range from 0 to 7.

Example

The ABAP language line

Sample Code

```
message e319(01) with 'test1'
'test2' 'test3' 'test4'.
```

will result in the following property values:

Sample Code

```
Text = E: test1 test2 test3 test4
Type      = E
Id        = 01
Number    = 319
Parameter 0 = test1
Parameter 1 = test2
Parameter 2 = test3
Parameter 3 = test4
Parameter 4 =
Parameter 5 =
Parameter 6 =
Parameter 7 =
as Popup   = False
```

The message 319 in message class 01 is defined as '& & &', with '&' being a placeholder.

MessageType (Read-only)

```
Public Property MessageType As String
```

This property may have any of the following values:

Value	Description
S	Success
W	Warning
E	Error
A	Abort
I	Information

1.2.57 GuiStatusBarLink

GuiStatusBarLink represents a so-called service request link that can optionally be displayed in the GuiStatusBar by an application. Clicking such a link executes an application specific action, like launching a transaction for reporting a functional issue.

If present, the parent of the GuiStatusBarLink object is the first pane (pane[0]) of the status bar (see also [GuiStatusBar Object \[page 213\]](#) and [GuiStatusPane Object \[page 219\]](#)).

Methods

Method	
Syntax	Description
All methods of the GuiVComponent Object [page 270] :	
<ul style="list-style-type: none">• DumpState• SetFocus• Visualize	
Press	This emulates manually clicking the Service Request Link which triggers the application specific action and causes server communication to occur.

Properties

Property	
Syntax	Description
All properties of the GuiComponent Object [page 79] :	
<ul style="list-style-type: none">• ContainerType• Id• Name• Parent• Type• TypeAsNumber	

Property

Syntax

Description

All properties of the [GuiVComponent Object \[page 270\]](#):

- AccLabelCollection
 - AccText
 - AccTextOnRequest
 - AccTooltip
 - Changeable
 - DefaultTooltip
 - Height
 - IconName
 - IsSymbolFont
 - Left
 - Modified
 - ParentFrame
 - ScreenLeft
 - ScreenTop
 - Text
 - Tooltip
 - Top
 - Width
-

1.2.58 GuiStatusPane Object

The parent of the GuiStatusPane objects is the status bar (see also [GuiStatusbar Object \[page 213\]](#)). The GuiStatusPane objects reflect the individual areas of the status bar, for example "pane[0]" refers to the section of the status bar where the messages are displayed. See also [GuiStatusbar Object \[page 213\]](#). The first pane of the GuiStatusBar (pane[0]) can have a child of type [GuiStatusBarLink \[page 218\]](#), if a service request link is displayed.

Methods

Method

Syntax	Description
--------	-------------

All methods of the [GuiVComponent Object \[page 270\]](#):

- DumpState
 - SetFocus
 - Visualize
-

Properties

Property

Syntax	Description
--------	-------------

All properties of the [GuiComponent Object \[page 79\]](#):

- ContainerType
 - Id
 - Name
 - Parent
 - Type
 - TypeAsNumber
-

Property

Syntax

Description

All properties of the [GuiVComponent Object \[page 270\]](#):

- AccLabelCollection
- AccText
- AccTextOnRequest
- AccTooltip
- Changeable
- DefaultTooltip
- Height
- IconName
- IsSymbolFont
- Left
- Modified
- ParentFrame
- ScreenLeft
- ScreenTop
- Text
- Tooltip
- Top
- Width

Children

```
Public Property Children As  
GuiComponentCollection
```

This collection may contain a single object of type `GuiStatusbarLink` if a service request link is presently displayed in the status bar.

1.2.59 GuiTab Object

Description

The `GuiTab` objects are the children of a `GuiTabStrip` object. `GuiTab` extends the [GuiVContainer Object \[page 275\]](#). The type prefix is `tabp`, the name is the id of the tab's button taken from SAP data dictionary.

Methods

Method

Syntax	Description
--------	-------------

All methods of the [GuiVComponent Object \[page 270\]](#):

- DumpState
- SetFocus
- Visualize

All methods of the [GuiContainer Object \[page 84\]](#):

- FindById

All methods of the [GuiVContainer Object \[page 275\]](#):

- FindAllByName
- FindAllByNameEx
- FindByName
- FindByNameEx

ScrollToLeft

```
Public Sub ScrollToLeft()
```

ScrollToLeft shifts the tabs so that a certain tab becomes the leftTab of the tab strip.

Select

```
Public Sub Select()
```

This function sets the tab to be the tab strip's selected tab. Changing the selected tab of a tab strip may cause server communication.

Properties

Property

Syntax	Description
--------	-------------

All properties of the [GuiComponent Object \[page 79\]](#):

- ContainerType
- Id
- Name
- Parent
- Type
- TypeAsNumber

Property

Syntax

Description

All properties of the [GuiVComponent Object \[page 270\]](#):

- AccText
- AccTextOnRequest
- AccTooltip
- Changeable
- DefaultTooltip
- Height
- IconName
- IsSymbolFont
- Left
- Modified
- ParentFrame
- ScreenLeft
- ScreenTop
- Text
- Tooltip
- Top
- Width

All properties of the [GuiContainer Object \[page 84\]](#):

- Children
-

1.2.60 GuiTableColumn Collection

Description

GuiTableColumn extends the [GuiComponentCollection Collection \[page 80\]](#).

Methods

Method	
Syntax	Description
ElementAt	This function returns the member in the collection at position index, where index may range from 0 to count-1. If no member can be found for the given index, an exception is raised.
<pre>Public Function ElementAt(_ ByVal Index As Long _) As GuiComponent</pre>	
Item	This function returns the member in the collection at position index, where index may range from 0 to count-1. It has been added for compatibility with Microsoft Visual Basic collections. If no member can be found for the given index, an exception is raised.
<pre>Public Function Item(_ ByVal Index As Variant _) As GuiComponent</pre>	

Properties

Property	
Syntax	Description
Count (Read-only)	Number of cells in the column.
<pre>Public Property Count As Long</pre>	
DefaultTooltip (Read-only)	Tooltip text generated from the short text defined in the data dictionary for the given screen element type.
<pre>Public Property DefaultTooltip As String</pre>	
Fixed (Read-only)	Some columns may be fixed, which means that they will not be scrolled with the rest of the columns.
<pre>Public Property Fixed As Byte</pre>	
IconName (Read-only)	If the object has been assigned an icon, then this property is the name of the icon, otherwise it is an empty string.
<pre>Public Property IconName As String</pre>	
Length (Read-only)	Number of cells in the column.
<pre>Public Property Length As Long</pre>	
NewEnum (Read-only)	Property for VB collection handling.
<pre>Public Property NewEnum As Unknown</pre>	

Property

Syntax	Description
Selected (Read-write) <pre>Public Property Selected As Byte</pre>	This property is true if the column is selected.
Title (Read-only) <pre>Public Property Title As String</pre>	This is the caption of the column.
Tooltip (Read-only) <pre>Public Property Tooltip As String</pre>	The tooltip contains a text, which is designed to help a user understand the meaning of a given text field or button.
Type (Read-only) <pre>Public Property Type As String</pre>	The type information of GuiComponent can be used to determine which properties and methods an object supports. The value of the type string is the name of the type taken from this documentation.
TypeAsNumber (Read-only) <pre>Public Property TypeAsNumber As Long</pre>	While the type property is a string value, the typeAsNumber property is a long value that can alternatively be used to identify an object's type . It was added for better performance in methods such as FindByIdEx. Possible values for this property are taken from the GuiComponentType enumeration.

1.2.61 GuiTableControl Object

Description

The table control is a standard dynpro element, in contrast to the GuiCtrlGridView, which looks similar. GuiTableControl extends the [GuiVContainer Object \[page 275\]](#). The type prefix is tbl, the name is the fieldname taken from the SAP data dictionary.

Methods

Method

Syntax

Description

All methods of the [GuiVComponent Object \[page 270\]](#):

- DumpState
- SetFocus
- Visualize

All methods of the [GuiContainer Object \[page 84\]](#):

- FindById

All additional methods of the [GuiVContainer Object \[page 275\]](#):

- FindAllByName
- FindAllByNameEx
- FindByName
- FindByNameEx

ConfigureLayout

```
Public Sub ConfigureLayout()
```

In the configuration dialog the layout of the table can be changed. This dialog is a `GuiModalWindow`.

DeselectAllColumns

```
Public Sub DeselectAllColumns()
```

This function can be used for table controls with a button that allows, to deselect all columns in one step.

GetAbsoluteRow

```
Public Function GetAbsoluteRow( _  
    ByVal Index As Long _  
) As GuiTableRow
```

Unlike the rows collection, the indexing supported by this function does not reset the index after scrolling, but counts the rows starting with the first row with respect to the first scroll position. If the selected row is not currently visible then an exception is raised.

GetCell

```
Public Function GetCell( _  
    ByVal Row As Long, _  
    ByVal Column As Long _  
) As GuiVComponent
```

This method returns a given table cell. It is more efficient than accessing a single cell using the rows or columns collections. Syntax

Row: Zero-based index of the row.

Column: Zero-based index of the column.

Method

Syntax

Description

ReorderTable

```
Public Sub ReorderTable(  
    ByVal Permutation As String _  
)
```

The parameter permutation describes a new ordering of the columns. For example "0 2 1" will move the third column to second position.

i Note

- Columns start at index 0
- Fixed columns cannot be reordered

SelectAllColumns

```
Public Sub SelectAllColumns()
```

This function can be used for table controls with a button that allows, to select all columns in one step.

Properties

Property

Syntax

Description

All properties of the [GuiComponent Object \[page 79\]](#):

- ContainerType
- Id
- Name
- Parent
- Type
- TypeAsNumber

Property

Syntax

Description

All properties of the [GuiVComponent Object \[page 270\]](#):

- AccLabelCollection
- AccText
- AccTextOnRequest
- AccTooltip
- Changeable
- DefaultTooltip
- Height
- IconName
- IsSymbolFont
- Left
- Modified
- ParentFrame
- ScreenLeft
- ScreenTop
- Text
- Tooltip
- Top
- Width

All properties of the [GuiContainer Object \[page 84\]](#):

- Children

CharHeight (Read-only)

Height of the GuiTableControl in character metric.

```
Public Property CharHeight As Long
```

CharLeft (Read-only)

Left coordinate of the GuiTableControl in character metric.

```
Public Property CharLeft As Long
```

CharTop (Read-only)

Top coordinate of the GuiTableControl in character metric.

```
Public Property CharTop As Long
```

CharWidth (Read-only)

Width of the GuiTableControl in character metric.

```
Public Property CharWidth As Long
```

ColSelectionMode (Read-only)

There are three different modes for selecting columns or rows, which are defined in the enumeration type `GuiTableSelectionType`.

```
Public Property ColSelectionMode As  
GuiTableSelectionType
```

Property

Syntax	Description
Columns (Read-only) <pre>Public Property Columns As GuiCollection</pre>	The members of this collection are of <code>GuiTableColumn</code> type. Therefore they do not support properties like <code>id</code> or <code>name</code> .
CurrentCol (Read-only) <pre>Public Property CurrentCol As Long</pre>	Zero-based index of the current column.
CurrentRow (Read-only) <pre>Public Property CurrentRow As Long</pre>	Zero-based index of the current row.
HorizontalScrollbar (Read-only) <pre>Public Property HorizontalScrollbar As GuiScrollbar</pre>	The horizontal scrollbar of the table control.
RowCount (Read-only) <pre>Public Property RowCount As Long</pre>	Number of rows in the table. This includes invisible rows. For the number of visible rows the property <code>VisibleRowCount</code> is available.
Rows (Read-only) <pre>Public Property Rows As GuiCollection</pre>	The members of this collection are of <code>GuiTableRow</code> type. Indexing starts with 0 for the first visible row, independent of the current position of the horizontal scrollbar. After scrolling, a different row will have the index 0.
RowSelectionMode (Read-only) <pre>Public Property RowSelectionMode As GuiTableSelectionType</pre>	There are three different modes for selecting columns or rows, which are defined in the enumeration type <code>GuiTableSelectionType</code> .
TableFieldName (Read-only) <pre>Public Property TableFieldName As String</pre>	The name property of the table control contains the ABAP program name in addition to the plain field name. This property contains just the field name.
VerticalScrollbar (Read-only) <pre>Public Property VerticalScrollbar As GuiScrollbar</pre>	The vertical scrollbar of the table control.
VisibleRowCount (Read-only) <pre>Public Property VisibleRowCount As Long</pre>	Number of visible rows in the table. For the number of all rows the property <code>RowCount</code> is available.

1.2.62 GuiTableRow Collection

Description

GuiTableRow extends the [GuiComponentCollection Collection](#) [page 80].

Methods

Method

Syntax

Description

ElementAt

```
Public Function ElementAt( _  
    ByVal Index As Long _  
) As GuiComponent
```

This function returns the member in the collection at position index, where index may range from 0 to count-1. If no member can be found for the given index, an exception is raised.

Item

```
Public Function Item( _  
    ByVal Index As Variant _  
) As GuiComponent
```

This function returns the member in the collection at position index, where index may range from 0 to count-1. It has been added for compatibility with Microsoft Visual Basic collections. If no member can be found for the given index, an exception is raised.

Properties

Property

Syntax

Description

Count (Read-only)

Number of cells in the row.

```
Public Property Count As Long
```

Length (Read-only)

Number of cells in the row.

```
Public Property Length As Long
```

NewEnum (Read-only)

Property for VB collection handling.

```
Public Property NewEnum As Unknown
```

Property

Syntax	Description
Selectable (Read-only) <pre>Public Property Selectable As Byte</pre>	This property is True if the row can be selected.
Selected (Read-write) <pre>Public Property Selected As Byte</pre>	This property is true if the row is selected.
Type (Read-only) <pre>Public Property Type As String</pre>	The type information of GuiComponent can be used to determine which properties and methods an object supports. The value of the type string is the name of the type taken from this documentation.
TypeAsNumber (Read-only) <pre>Public Property TypeAsNumber As Long</pre>	While the type property is a string value, the typeAsNumber property is a long value that can alternatively be used for this property are taken from the GuiComponentType enumeration.


1.2.63 GuiTabStrip Object

Description

A tab strip is a container whose children are of type GuiTab. GuiTabStrip extends the [GuiVContainer Object \[page 275\]](#). The type prefix is tabs, the name is the fieldname taken from the SAP data dictionary.

Example

The children of the tab strip are the tabs. While all tabs are available at any given time, only the children of the selected tab exist in the object hierarchy for server driven tab strips. So in this example, the text field labeled 'Results analysis keys:' can only be found if the tab labeled 'Period Closing' has been selected.

Assignments	Control	Period Closing	General Data	Investment Management
<p>Period-end closing</p> <hr/> <p>Results analysis keys: <input type="text"/> </p> <p>Costing sheet: <input type="text"/></p> <p>Overhead key: <input type="text"/></p>				
<p>Basic settlement</p> <hr/> <p>Settlement cost element: <input type="text"/></p> <p>Cost center: <input type="text"/></p> <p>G/L account: <input type="text"/></p>				

In some transactions there are local tabs strips where all tabs are available without further server access being required.

Methods

Method

Syntax

Description

All methods of the [GuiVComponent Object \[page 270\]](#):

- DumpState
- SetFocus
- Visualize

All methods of the [GuiContainer Object \[page 84\]](#):

- FindById

All methods of the [GuiVContainer Object \[page 275\]](#):

- FindAllByName
 - FindAllByNameEx
 - FindByName
 - FindByNameEx
-

Properties

Property

Syntax

Description

All properties of the [GuiComponent Object \[page 79\]](#):

- ContainerType
- Id
- Name
- Parent
- Type
- TypeAsNumber

All properties of the [GuiVComponent Object \[page 270\]](#):

- AccText
- AccTextOnRequest
- Changeable
- DefaultTooltip
- Height
- IconName
- IsSymbolFont
- Left
- Modified
- ParentFrame
- ScreenLeft
- ScreenTop
- Text
- Tooltip
- Top
- Width

All properties of the [GuiContainer Object \[page 84\]](#):

- Children

CharHeight (Read-only)

Height of the GuiTabStrip in character metric.

```
Public Property CharHeight As Long
```

CharLeft (Read-only)

Left coordinate of the GuiTabStrip in character metric.

```
Public Property CharLeft As Long
```

CharTop (Read-only)

Top coordinate of the GuiTabStrip in character metric.

```
Public Property CharTop As Long
```

Property

Syntax	Description
CharWidth (Read-only) <pre>Public Property CharWidth As Long</pre>	Width of the GuiTabStrip in character metric.
LeftTab (Read-only) <pre>Public Property LeftTab As GuiTab</pre>	This is the left most tab whose caption is visible. In the example above it is the one with text 'Period closing'. The left-Tab property can be changed by calling the ScrollToLeft method of a different GuiTab, as described in section GuiTab Object [page 221] .
SelectedTab (Read-only) <pre>Public Property SelectedTab As GuiTab</pre>	The selected tab is the one whose descendants are currently visualized, in the example above it is the 'General data' tab. The selected tab has exactly one child, which is a GuiScroll-Container. To select a tab, you call method Select of the respective tab page. See also section GuiTab Object [page 221] .

1.2.64 GuiTextedit Object

Description

The TextEdit control is a multiline edit control offering a number of possible benefits. With regard to scripting, the possibility of protecting text parts against editing by the user is especially useful. GuiTextedit extends the [GuiShell Object \[page 200\]](#).

Methods

Method

Syntax	Description
All methods of the GuiVComponent Object [page 270] :	
	<ul style="list-style-type: none">• DumpState• SetFocus• Visualize

Method

Syntax

Description

All methods of the [GuiContainer Object \[page 84\]](#):

- FindById

All methods of the [GuiVContainer Object \[page 275\]](#):

- FindAllByName
- FindAllByNameEx
- FindByName
- FindByNameEx

All methods of the [GuiShell Object \[page 200\]](#):

- SelectContextMenuItem
- SelectContextMenuItemByPosition
- SelectContextMenuItemByText

ContextMenu

Calling ContextMenu emulates the context menu request.

```
Public Sub ContextMenu()
```

DoubleClick

This function emulates a mouse double-click. For setting the selection, the function setSelectionIndexes can be called in advance.

```
Public Sub DoubleClick()
```

GetLineText

Returns the text of the specified line.

```
Public Function GetLineText( _  
    ByVal nLine As Long _  
) As String
```

GetUnprotectedTextPart

This function retrieves the content of an unprotected text part using the zero based index part.

```
Public Function  
GetUnprotectedTextPart( _  
    ByVal Part As Long _  
) As String
```

IsBreakpointLine

Returns TRUE if the specified line contains a breakpoint.

```
Public Function IsBreakpointLine( _  
    ByVal nLine As Long _  
) As Byte
```

IsCommentLine

Returns TRUE if the specified line is a comment line.

```
Public Function IsCommentLine( _  
    ByVal nLine As Long _  
) As Byte
```

Method

Syntax	Description
IsHighlightedLine <pre>Public Function IsHighlightedLine(_ ByVal nLine As Long _) As Byte</pre>	Returns TRUE if the specified line is highlighted.
IsProtectedLine <pre>Public Function IsProtectedLine(_ ByVal nLine As Long _) As Byte</pre>	Returns TRUE if the specified line is protected.
IsSelectedLine <pre>Public Function IsSelectedLine(_ ByVal nLine As Long _) As Byte</pre>	Returns TRUE if the specified line is selected.
ModifiedStatusChanged <pre>Public Sub ModifiedStatusChanged(_ ByVal Status As Boolean _)</pre>	This function emulates the change of the modified status.
MultipleFilesDropped <pre>Public Sub MultipleFilesDropped()</pre>	Emulate a Drag&Drop operation, in which several files are dropped on the textedit control. The collection contains for each file the fully qualified file name as a string.
PressF1 <pre>Public Sub PressF1()</pre>	This function emulates pressing the F1 key on the keyboard.
PressF4 <pre>Public Sub PressF4()</pre>	This function emulates pressing the F4 key on the keyboard.
SetSelectionIndexes <pre>Public Sub SetSelectionIndexes(_ ByVal Start As Long, _ ByVal End As Long _)</pre>	This function sets the visually selected text range. start and end are absolute, zero based character indexes. start corresponds to the position where the selection begins and end is the position of the first character following the selection. Note that setting start equal to end results in setting the cursor on this position.
SetUnprotectedTextPart <pre>Public Function SetUnprotectedTextPart(_ ByVal Part As Long, _ ByVal Text As String _) As Byte</pre>	This function assigns the content of text to the unprotected text part with zero based index part. The function returns True if it was possible to perform the assignment. Otherwise, False is returned.

Method

Syntax

Description

SingleFileDropped

```
Public Sub SingleFileDropped( _  
    ByVal Filename As String _  
)
```

This function emulates the drop of a single file with the directory path fileName.

Properties

Property

Syntax

Description

All properties of the [GuiComponent Object \[page 79\]](#):

- ContainerType
- Id
- Name
- Parent
- Type
- TypeAsNumber

All properties of the [GuiVComponent Object \[page 270\]](#):

- AccLabelCollection
- AccText
- AccTextOnRequest
- AccTooltip
- Changeable
- DefaultTooltip
- Height
- IconName
- IsSymbolFont
- Left
- Modified
- ParentFrame
- ScreenLeft
- ScreenTop
- Text
- Tooltip
- Top
- Width

Property

Syntax	Description
--------	-------------

All properties of the [GuiContainer Object \[page 84\]](#):

- Children

All properties of the [GuiShell Object \[page 200\]](#):

- AccDescription
- DragDropSupported
- Handle
- OcxEvents
- SubType

CurrentColumn (Read-only) <code>Public Property CurrentColumn As Long</code>	The number of the column in which the text caret is currently positioned.
CurrentLine (Read-only) <code>Public Property CurrentLine As Long</code>	The number of the line in which the text caret is currently positioned.
FirstVisibleLine (Read-write) <code>Public Property FirstVisibleLine As Long</code>	The first visible line is visualized at the top border of the control.
LastVisibleLine (Read-only) <code>Public Property LastVisibleLine As Long</code>	The number of the last line that is currently visible.
LineCount (Read-only) <code>Public Property LineCount As Long</code>	The number of all lines in the current document.
NumberOfUnprotectedTextParts (Read-only) <code>Public Property NumberOfUnprotectedTextParts As Long</code>	The number of unprotected text parts, which are contained.
SelectedText (Read-only) <code>Public Property SelectedText As String</code>	The currently selected text.
SelectionEndColumn (Read-only) <code>Public Property SelectionEndColumn As Long</code>	The number of the column in which the current selection ends.

Property

Syntax	Description
SelectionEndLine (Read-only) <pre>Public Property SelectionEndLine As Long</pre>	The number of the line in which the current selection ends.
SelectionIndexEnd (Read-only) <pre>Public Property SelectionIndexEnd As Long</pre>	Retrieves the absolute, zero based character index of the ending point from the visually selected text range, i.e. the position where the selection ends. Note that a selection can be degenerated, i.e. selectionIndexStart is equal to selectionIndexEnd.
SelectionIndexStart (Read-only) <pre>Public Property SelectionIndexStart As Long</pre>	Retrieves the absolute, zero based character index of the starting point from the visually selected text range, i.e. the position, where the selection begins. Note that a selection can be degenerated, i.e. selectionIndexStart is equal to selectionIndexEnd.
SelectionStartColumn (Read-only) <pre>Public Property SelectionStartColumn As Long</pre>	The number of the column in which the current selection starts.
SelectionStartLine (Read-only) <pre>Public Property SelectionStartLine As Long</pre>	The number of the line in which the current selection starts.

1.2.65 GuiTextField

Description

GuiTextField extends the [GuiVComponent Object \[page 270\]](#). The type prefix is txt, the name is the fieldname taken from the SAP data dictionary.

Methods

Method

Syntax	Description
--------	-------------

All methods of the [GuiVComponent Object \[page 270\]](#):

- DumpState
- SetFocus
- Visualize

GetListProperty

```
Public Function GetListProperty( _  
    ByVal Property As String _  
) As String
```

For more information refer to the documentation about method **GetListProperty** within [GuiLabel Object \[page 135\]](#).

GetListPropertyNonRec

```
Public Function  
GetListPropertyNonRec( _  
    ByVal Property As String _  
) As String
```

This method returns information that is compiled on the server to enhance the ABAP lists with accessibility information. See [GuiLabel Object \[page 135\]](#) → [GetListProperty](#) for a description of available attributes. In contrast to the method [GetListProperty](#), [GetListPropertyNonRec](#) will only return information that is set for the specific element and ignore list properties set for parent elements. For more information, refer to the documentation about method [GetListPropertyNonRec](#) within [GuiLabel Object \[page 135\]](#).

Properties

Property

Syntax	Description
--------	-------------

All properties of the [GuiComponent Object \[page 79\]](#):

- ContainerType
- Id
- Name
- Parent
- Type
- TypeAsNumber

Property

Syntax

Description

All properties of the [GuiVComponent Object \[page 270\]](#):

- AccLabelCollection
- AccText
- AccTextOnRequest
- AccTooltip
- Changeable
- DefaultTooltip
- Height
- IconName
- IsSymbolFont
- Left
- Modified
- ParentFrame
- ScreenLeft
- ScreenTop
- Text
- Tooltip
- Top
- Width

CaretPosition (Read-write)

```
Public Property CaretPosition As Long
```

The position of the caret within a text field may be checked by the ABAP application to determine which word the caret is in. Among other things this is useful for context sensitive help.

DisplayedText (Read-only)

```
Public Property DisplayedText As String
```

This property contains the text as it is displayed on the screen, including preceding or trailing blanks. These blanks are stripped from the text property.

Highlighted (Read-only)

```
Public Property Highlighted As Byte
```

This property is True if the Highlighted flag is set in the screen painter for the dynpro element. See GuiLabel for an example.

HistoryCurEntry (Read-only)

```
Public Property HistoryCurEntry As String
```

Text of the currently focused entry in the history list box.

HistoryCurIndex (Read-only)

```
Public Property HistoryCurIndex As Long
```

Currently focused index in the history dropdown list box.

Property

Syntax	Description
HistoryIsActive (Read-only) <pre>Public Property HistoryIsActive As Byte</pre>	This property is True if the local input field history drop down is currently open.
HistoryList (Read-only) <pre>Public Property HistoryList As GuiCollection</pre>	List of entries in the local history list box.
IsHotspot (Read-only) <pre>Public Property IsHotspot As Byte</pre>	Dynpro elements such as labels may be configured to cause a round trip when they are clicked. In that case the mouse cursor changes to the hand shape. This is called a hot spot.
IsLeftLabel (Read-only) <pre>Public Property IsLeftLabel As Byte</pre>	This property is True if the component has the 'assign left' flag.
IsListElement (Read-only) <pre>Public Property IsListElement As Byte</pre>	This property is True if the element is on an ABAP list, not a dynpro screen.
IsOField (Read-only) <pre>Public Property IsOField As Byte</pre>	OField is a special ABAP dynpro element, the Output Field. These fields can be set programmatically to a value at runtime. In this respect they differ from labels. However they cannot be used to enter data, so they are not input fields.
IsRightLabel (Read-only) <pre>Public Property IsRightLabel As Byte</pre>	This property is True if the component has the 'assign right' flag.
LeftLabel (Read-only) <pre>Public Property LeftLabel As GuiVComponent</pre>	This label has been defined in ABAP Screen Painter to be the left label of the control.
MaxLength (Read-only) <pre>Public Property MaxLength As Long</pre>	The maximum length of text that can be written in a text field is counted in code units. On non-Unicode clients these are equivalent to bytes.
Numerical (Read-only) <pre>Public Property Numerical As Byte</pre>	If this flag is set only numbers and special characters may be written into the text field.
Required (Read-only) <pre>Public Property Required As Byte</pre>	This property is True if the component is a required value for the screen.

Property

Syntax

RightLabel (Read-only)

```
Public Property RightLabel As  
GuiVComponent
```

Description

This label has been defined in ABAP Screen Painter to be the right label of the control.

1.2.66 GuiTitlebar Object

Description

The titlebar is only displayed and exposed as a separate object in New Visual Design mode. GuiTitlebar extends the [GuiVContainer Object \[page 275\]](#). The type prefix and name of GuiTitlebar are titl.

Remarks

In some transactions the titlebar may contain objects of GuiGosShell type.

Methods

Method

Syntax

Description

All methods of the [GuiVComponent Object \[page 270\]](#):

- DumpState
- SetFocus
- Visualize

All methods of the [GuiContainer Object \[page 84\]](#):

- FindById

Method

Syntax	Description
--------	-------------

All additional methods of the [GuiVContainer Object \[page 275\]](#):

- FindAllByName
 - FindAllByNameEx
 - FindByName
 - FindByNameEx
-

Properties

Property

Syntax	Description
--------	-------------

All properties of the [GuiComponent Object \[page 79\]](#):

- ContainerType
 - Id
 - Name
 - Parent
 - Type
 - TypeAsNumber
-

The following properties of the [GuiVComponent Object \[page 270\]](#) (some properties are not supported, because most of the properties of GuiTitlebar cannot be influenced by ABAP applications):

- DefaultTooltip
 - Height
 - Left
 - ScreenLeft
 - ScreenTop
 - Text
 - Tooltip
 - Top
 - Width
-

All properties of the [GuiContainer Object \[page 84\]](#):

- Children
-

1.2.67 GuiToolbar Object

Description

Every `GuiFrameWindow` has a `GuiToolbar`. The `GuiMainWindow` has two toolbars unless the second has been turned off by the ABAP application. In classical SAP GUI themes, the upper toolbar is called “system toolbar” or “GUI toolbar”, while the second toolbar is called “application toolbar”. In SAP GUI themes as of Belize and in integration scenarios (like embedded into SAP Business Client), only a single toolbar (“merged toolbar”) is displayed. Additionally, a footer also containing buttons originally coming from the system or application toolbar may be displayed.

The merged toolbar contains elements from both the system and the application toolbar. However, the scripting IDs of all objects in the merged toolbar remain the same in order to ensure downwards compatibility of scripts. This means that in Belize theme there are children of both `tbar[0]` (system toolbar) and `tbar[1]` even though only a single toolbar is displayed. The buttons in the footer area of Belize and newer themes are also still children of the application toolbar and retain their scripting ids containing `tbar[1]`.

The children of a `GuiToolbar` are buttons ([GuiButton Object \[page 53\]](#)) and the `OKCode` field ([GuiOkCodeField Object \[page 166\]](#)) unless it is hidden. When SAP Fiori features are turned on in Belize and newer themes, the application toolbar may also contain a `ViewSwitch` ([GuiVHViewSwitch Object \[page 277\]](#)). The indexes for toolbar buttons defined by the application are determined by the virtual key values defined for the button.

The indexes / names of specific buttons and elements are fixed:

Button/Element	Index/Name
OKCode field	okcd
Generates shortcut button	418
New GUI Window button	419
Button for collapsing the OKCode field	423
SAP GUI Options button	446
“More” button (only available in Belize and newer SAP GUI themes)	btnvhmore
View Switch (only available in Belize and newer SAP GUI themes when Fiori features are activated and the ABAP application has implemented a View Switch)	vhviewswitch

`GuiToolbar` extends the [GuiVContainer Object \[page 275\]](#).

The type prefix and name are `tbar`. `tbar[0]` is the system toolbar, while `tbar[1]` is the application toolbar.

The `GuiToolbars` can also be influenced by properties `ButtonbarVisible` and `ToolbarVisible` of the `GuiApplication` object.

Methods

Method

Syntax	Description
--------	-------------

All methods of the [GuiVComponent Object \[page 270\]](#):

- DumpState
- SetFocus
- Visualize

All methods of the [GuiContainer Object \[page 84\]](#):

- FindById

All additional methods of the [GuiVContainer Object \[page 275\]](#):

- FindAllByName
 - FindAllByNameEx
 - FindByName
 - FindByNameEx
-

Properties

Property

Syntax	Description
--------	-------------

All properties of the [GuiComponent Object \[page 79\]](#):

- ContainerType
 - Id
 - Name
 - Parent
 - Type
 - TypeAsNumber
-

Property

Syntax	Description
--------	-------------

All properties of the [GuiVComponent Object \[page 270\]](#):

- AccText
- AccTextOnRequest
- AccTooltip
- Changeable
- DefaultTooltip
- Height
- IconName
- Left
- Modified
- ScreenLeft
- ScreenTop
- Text
- Tooltip
- Top
- Width

All properties of the [GuiContainer Object \[page 84\]](#):

- Children
-

1.2.68 GuiToolBarControl

GuiToolBarControl extends the [GuiShell Object \[page 200\]](#).

Description

Methods

Method

Syntax	Description
--------	-------------

All methods of the [GuiVComponent Object \[page 270\]](#):

- DumpState
 - SetFocus
 - Visualize
-

Method

Syntax

Description

All methods of the [GuiContainer Object \[page 84\]](#):

- FindById

All methods of the [GuiVContainer Object \[page 275\]](#):

- FindAllByName
- FindAllByNameEx
- FindByName
- FindByNameEx

All methods of the [GuiShell Object \[page 200\]](#):

- SelectContextMenuitem
- SelectContextMenuitemByPosition
- SelectContextMenuitemByText

GetButtonChecked

Returns if the button is currently checked (pressed).

```
Public Function GetButtonChecked( _  
    ByVal ButtonPos As Long _  
) As Byte
```

GetButtonEnabled

Indicates if the button can be pressed.

```
Public Function GetButtonEnabled( _  
    ByVal ButtonPos As Long _  
) As Byte
```

GetButtonIcon

Returns the name of the icon of the specified toolbar button.

```
Public Function GetButtonIcon( _  
    ByVal ButtonPos As Long _  
) As String
```

GetButtonId

Returns the ID of the specified toolbar button.

```
Public Function GetButtonId( _  
    ByVal ButtonPos As Long _  
) As String
```

GetButtonText

Returns the text of the specified toolbar button.

```
Public Function GetButtonText( _  
    ByVal ButtonPos As Long _  
) As String
```

Method

Syntax

Description

GetButtonTooltip

Returns the tooltip of the specified toolbar button.

```
Public Function GetButtonTooltip( _  
    ByVal ButtonPos As Long _  
) As String
```

GetButtonType

Returns the type of the specified toolbar button. Possible values are:"Button", "ButtonAndMenu", "Menu", "Separator", "Group", "CheckBox"

```
Public Function GetButtonType( _  
    ByVal ButtonPos As Long _  
) As String
```

GetMenuItemIdFromPosition

This function returns the identifier of the menu item with index Position.

```
Public Function  
GetMenuItemIdFromPosition( _  
    ByVal Pos As Long _  
) As String
```

PressButton

This function emulates pressing the button with the given id.

```
Public Sub PressButton( _  
    ByVal Id As String _  
)
```

PressContextButton

This function emulates pressing the context button with the given id.

```
Public Sub PressContextButton( _  
    ByVal Id As String _  
)
```

SelectMenuItem

This function emulates selecting the menu item with the given id.

```
Public Sub SelectMenuItem( _  
    ByVal Id As String _  
)
```

SelectMenuItemByText

This function emulates selecting the menu item by menu item text.

```
Public Sub SelectMenuItemByText( _  
    ByVal strText As String _  
)
```

Properties

Property

Syntax

Description

All properties of the [GuiComponent Object \[page 79\]](#):

- ContainerType
 - Id
 - Name
 - Parent
 - Type
 - TypeAsNumber
-

All properties of the [GuiVComponent Object \[page 270\]](#):

- AccLabelCollection
 - AccText
 - AccTextOnRequest
 - AccTooltip
 - Changeable
 - DefaultTooltip
 - Height
 - IconName
 - IsSymbolFont
 - Left
 - Modified
 - ParentFrame
 - ScreenLeft
 - ScreenTop
 - Text
 - Tooltip
 - Top
 - Width
-

All properties of the [GuiContainer Object \[page 84\]](#):

- Children
-

All additional properties of the [GuiShell Object \[page 200\]](#):

- AccDescription
 - DragDropSupported
 - Handle
 - OcxEvents
 - SubType
-

Property

Syntax

Description

ButtonCount

The number of toolbar buttons including separators.

```
Public Property ButtonCount As Long
```

FocusedButton

Zero-based index of the button that currently has the focus.

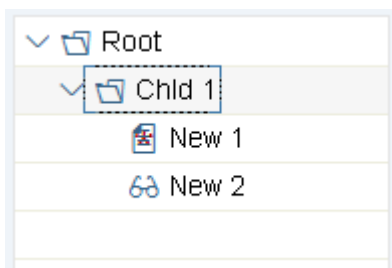
```
Public Property FocusedButton As Long
```

1.2.69 GuiTree Object

Example

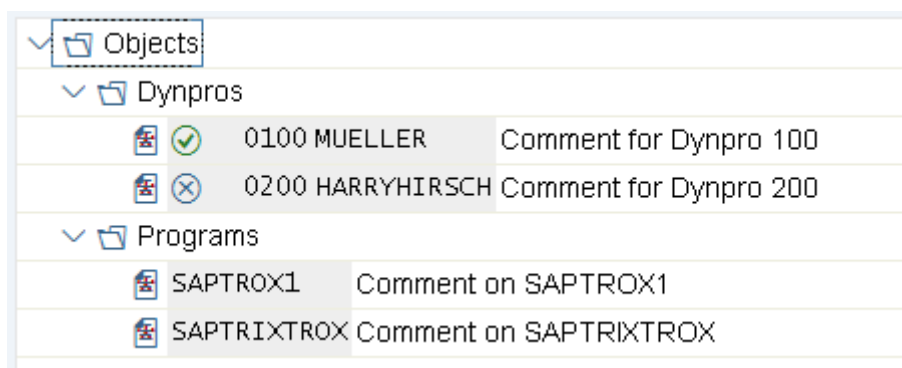
The Tree Control supports three tree types:

- Simple Tree



- List Tree

- without header



- with header

Hierarchy Header	List Header			
Objekte				
Dynpros				
Mask 1	✓	010	MUELLER	Comment to Dynpro 100
Mask 2	✗	020	HARRYHIRSC	Comment to Dynpro 200
Programme				
Prog 1		SAPTROX1		Comment to SAPTROX1
Prog 2		SAPTRIXTRO		Comment to SAPTRIXTROX

- Column Tree

Hierarchy Header	Column2	Column3
Root Column1	Root Column2	Root Column3
Chld1 Column1	Chld1 Column2	Chld1 Column3
New1 Column1		New1 Column3
New2 Column1	New2 Column2	New2 Column3

Methods

Method

Syntax

Description

All methods of the [GuiVComponent Object \[page 270\]](#):

- DumpState
- SetFocus
- Visualize

All methods of the [GuiContainer Object \[page 84\]](#):

- FindById

All methods of the [GuiVContainer Object \[page 275\]](#):

- FindAllByName
- FindAllByNameEx
- FindByName
- FindByNameEx

Method

Syntax

Description

All methods of the [GuiShell Object \[page 200\]](#):

- SelectContextMenuItem
- SelectContextMenuItemByPosition
- SelectContextMenuItemByText

ChangeCheckbox

This method emulates changing a checkbox state.

```
Public Sub ChangeCheckbox( _  
    ByVal NodeKey As String, _  
    ByVal ItemName As String, _  
    ByVal Checked As Boolean _  
)
```

ClickLink

This function emulates triggering a link.

```
Public Sub ClickLink( _  
    ByVal NodeKey As String, _  
    ByVal ItemName As String _  
)
```

CollapseNode

This function closes the node with the key nodeKey.

```
Public Sub CollapseNode( _  
    ByVal NodeKey As String _  
)
```

DefaultContextMenu

This method requests a context menu for the whole Tree Control.

```
Public Sub DefaultContextMenu()
```

DoubleClickItem

This function emulates double-clicking on a text item.

```
Public Sub DoubleClickItem( _  
    ByVal NodeKey As String, _  
    ByVal ItemName As String _  
)
```

DoubleClickNode

This function emulates double-clicking a node.

```
Public Sub DoubleClickNode( _  
    ByVal NodeKey As String _  
)
```

EnsureVisibleHorizontalItem

This function scrolls the Tree horizontally until the Item is visible.

```
Public Sub  
EnsureVisibleHorizontalItem( _  
    ByVal NodeKey As String, _  
    ByVal ItemName As String _  
)
```

Method

Syntax

Description

ExpandNode

This function expands the node with the key nodeKey.

```
Public Sub ExpandNode( _  
    ByVal NodeKey As String _  
)
```

FindNodeKeyByPath

```
Public Function FindNodeKeyByPath( _  
    ByVal Path As String _  
) As String
```

GetAbapImage

Retrieves the icon code of an image displayed in the specified item (for example "01").

```
Public Function GetAbapImage( _  
    ByVal Key As String, _  
    ByVal Name As String _  
) As String
```

GetAllNodeKeys

Returns a GuiCollection that contains all node keys present in the Tree Control.

```
Public Function GetAllNodeKeys() As  
Object
```

GetCheckBoxState

Retrieves the CheckBox state (1 = Checked, 0 = Unchecked).

```
Public Function GetCheckBoxState( _  
    ByVal NodeKey As String, _  
    ByVal ItemName As String _  
) As Byte
```

GetColumnCol

The keys of all the items in the given column.

```
Public Function GetColumnCol( _  
    ByVal colName As String _  
) As Object
```

GetColumnHeaders

Collection of the titles of the columns.

```
Public Function GetColumnHeaders() As  
Object
```

GetColumnIndexFromName

Returns the column index (starting with 1) of the column specified by the parameter.

```
Public Function  
GetColumnIndexFromName( _  
    ByVal Key As String _  
) As Long
```

Method

Syntax

Description

GetColumnNames

Returns a collection of the column names.

```
Public Function GetColumnNames() As Object
```

GetColumnNameFromName

Returns the column title of the column specified by the parameter.

```
Public Function  
GetColumnNameFromName( _  
    ByVal Key As String _  
) As String
```

GetColumnTitles

Returns a GuiCollection that contains the column titles of all columns present in the Tree Control in their respective order.

```
Public Function GetColumnTitles() As Object
```

Prerequisite: The Tree Control is a Column Tree Control.

GetFocusedNodeKey

Returns the key of the node that has focus.

```
Public Function GetFocusedNodeKey()  
As String
```

GetHierarchyLevel

Returns the hierarchy level of the specified key starting on level 0.

```
Public Function GetHierarchyLevel( _  
    ByVal Key As String _  
) As Long
```

GetHierarchyTitle

```
Public Function GetHierarchyTitle()  
As String
```

GetIsDisabled

```
Public Function GetIsDisabled( _  
    ByVal NodeKey As String, _  
    ByVal ItemName As String _  
) As Byte
```

GetIsEditable

Retrieves the status of the element in the cell (for example a checkbox) as a boolean value.

```
Public Function GetIsEditable( _  
    ByVal NodeKey As String, _  
    ByVal ItemName As String _  
) As Byte
```

Method

Syntax	Description
GetIsHighLighted <pre>Public Function GetIsHighLighted(_ ByVal NodeKey As String, _ ByVal ItemName As String _) As Byte</pre>	If the respective item in a List Tree is displayed highlighted (intensified), this method returns true, else false.
GetItemHeight <pre>Public Function GetItemHeight(_ ByVal NodeKey As String, _ ByVal ItemName As String _) As Long</pre>	Retrieves the height of the specified item in pixels.
GetItemLeft <pre>Public Function GetItemLeft(_ ByVal NodeKey As String, _ ByVal ItemName As String _) As Long</pre>	Retrieves the left position of the specified item in pixels.
GetItemStyle <pre>Public Function GetItemStyle(_ ByVal NodeKey As String, _ ByVal ItemName As String _) As Long</pre>	Retrieves the index of the style assigned to the specified item.
GetItemText <pre>Public Function GetItemText(_ ByVal Key As String, _ ByVal Name As String _) As String</pre>	This function returns the text of the item specified by the key and name parameters.
GetItemTextColor <pre>Public Function GetItemTextColor(_ ByVal Key As String, _ ByVal Name As String _) As ULong</pre>	Retrieves the font color of the specified item.
GetItemToolTip <pre>Public Function GetItemToolTip(_ ByVal Key As String, _ ByVal Name As String _) As String</pre>	Retrieves the tooltip of the specified item.

Method

Syntax

Description

GetItemTop

Retrieves the top position of the specified item in pixels.

```
Public Function GetItemTop( _  
    ByVal NodeKey As String, _  
    ByVal ItemName As String _  
) As Long
```

GetItemType

Retrieves the column tree item type:

```
Public Function GetItemType( _  
    ByVal Key As String, _  
    ByVal Name As String _  
) As Long
```

- trvTreeStructureHierarchy = 0
- trvTreeStructureImage = 1
- trvTreeStructureText = 2
- trvTreeStructureBool = 3
- trvTreeStructureButton = 4
- trvTreeStructureLink = 5

GetItemWidth

Retrieves the width of the specified item in pixels.

```
Public Function GetItemWidth( _  
    ByVal NodeKey As String, _  
    ByVal ItemName As String _  
) As Long
```

GetListTreeNodeItemCount

Returns the number of visible items of the specified node for a list tree.

```
Public Function  
GetListTreeNodeItemCount( _  
    ByVal NodeKey As String _  
) As Long
```

GetNextNodeKey

Returns the key of the next node belonging to the same node one level above.

```
Public Function GetNextNodeKey( _  
    ByVal NodeKey As String _  
) As String
```

GetNodeAbapImage

Retrieves the icon code of an image displayed in the specified node (for example "01").

```
Public Function GetNodeAbapImage( _  
    ByVal Key As String _  
) As String
```

i Note

The default folder icon is returned as the blank value.

GetNodeChildrenCount

Returns the number of visible direct children of the specified node.

```
Public Function  
GetNodeChildrenCount( _  
    ByVal Key As String _  
) As Long
```

Method

Syntax	Description
GetNodeChildrenCountByPath <pre>Public Function GetNodeChildrenCountByPath(_ ByVal Path As String _) As Long</pre>	This function returns the number of visible children of the node given by the path parameter.
GetNodeHeight <pre>Public Function GetNodeHeight(_ ByVal Key As String _) As Long</pre>	Returns the height of the specified node in pixels.
GetNodeIndex <pre>Public Function GetNodeIndex(_ ByVal Key As String _) As Long</pre>	Returns the index of the specified key within its node.
GetNodeItemHeaders <pre>Public Function GetNodeItemHeaders(_ ByVal NodeKey As String _) As Object</pre>	This method can only be used on trees of type 2 (Column Tree). It returns a collection of the texts belonging to the subnodes of the specified node in the hierarchy header column.
GetNodeKeyByPath <pre>Public Function GetNodeKeyByPath(_ ByVal Path As String _) As String</pre>	Key of the node specified by the given path description.
GetNodeLeft <pre>Public Function GetNodeLeft(_ ByVal Key As String _) As Long</pre>	Returns the left position of the specified node in pixels.
GetNodePathByKey <pre>Public Function GetNodePathByKey(_ ByVal Key As String _) As String</pre>	Given a node key, the path is retrieved (e.g. 2\1\2).
GetNodesCol <pre>Public Function GetNodesCol() As Object</pre>	The collection contains the node keys of all the nodes in the tree.

Method

Syntax	Description
GetNodeStyle <pre>Public Function GetNodeStyle(_ ByVal NodeKey As String _) As Long</pre>	Retrieves the index of the style assigned to the specified node.
GetNodeTextByKey <pre>Public Function GetNodeTextByKey(_ ByVal Path As String _) As String</pre>	This function returns the text of the node specified by the given key.
GetNodeTextByPath <pre>Public Function GetNodeTextByPath(_ ByVal Path As String _) As String</pre>	The text of a node defined by the given path is returned.
GetNodeTextColor <pre>Public Function GetNodeTextColor(_ ByVal Key As String _) As ULong</pre>	Returns the font color of the specified node.
GetNodeToolTip <pre>Public Function GetNodeToolTip(_ ByVal NodeKey As String _) As String</pre>	Returns the tooltip of the specified node.
GetNodeTop <pre>Public Function GetNodeTop(_ ByVal Key As String _) As Long</pre>	Returns the top position of the specified node in pixels.
GetNodeWidth <pre>Public Function GetNodeWidth(_ ByVal Key As String _) As Long</pre>	Returns the width of the specified node in pixels.
GetParent <pre>Public Function GetParent(_ ByVal CKey As String _) As String</pre>	Key of the parent node of the node specified by the given key.

Method

Syntax

Description

GetPreviousNodeKey

```
Public Function GetPreviousNodeKey( _  
    ByVal NodeKey As String _  
) As String
```

Returns the key of the previous node belonging to the same node one level above.

GetSelectedNodes

```
Public Function GetSelectedNodes() As  
Object
```

Returns a GuiCollection that contains the node keys of all selected nodes.

GetSelectionMode

```
Public Function GetSelectionMode() As  
Integer
```

The selection behaviour of a Tree Control instance is set once at the time of creation.

Return Type

- 0: Single Node
- 1: Multiple Node
- 2: Single Item
- 3: Multiple Item

GetStyleDescription

```
Public Function GetStyleDescription( _  
    ByVal nStyle As Long _  
) As String
```

Retrieves the description of the style specified by parameter as a string.

GetSubNodesCol

```
Public Function GetSubNodesCol( _  
    ByVal NodeKey As String _  
) As Object
```

Collection of the keys of all subnodes of the node specified by the given key.

GetTreeType

```
Public Function GetTreeType() As Long
```

The returned number has the following meaning:

- 0: Simple tree
- 1: List tree
- 2: Column tree

HeaderContextMenu

```
Public Sub HeaderContextMenu( _  
    ByVal HeaderName As String _ )
```

This method requests a context menu for a header.

IsFolder

```
Public Function IsFolder( _  
    ByVal NodeKey As String _  
) As Byte
```

Returns True if the specified object is a node and not a leaf.

Method

Syntax	Description
IsFolderExpandable <pre>Public Function IsFolderExpandable(_ ByVal NodeKey As String _) As Byte</pre>	Returns True if the folder belonging to the specified node can be expanded.
IsFolderExpanded <pre>Public Function IsFolderExpanded(_ ByVal NodeKey As String _) As Byte</pre>	Returns True if the folder belonging to the specified node is expanded.
ItemContextMenu <pre>Public Sub ItemContextMenu(_ ByVal NodeKey As String, _ ByVal ItemName As String _)</pre>	This method requests a context menu for an item.
NodeContextMenu <pre>Public Sub NodeContextMenu(_ ByVal NodeKey As String _)</pre>	This method requests a context menu for a node.
PressButton <pre>Public Sub PressButton(_ ByVal NodeKey As String, _ ByVal ItemName As String _)</pre>	This method emulates pressing a button.
PressHeader <pre>Public Sub PressHeader(_ ByVal HeaderName As String _)</pre>	This method emulates clicking a header.
PressKey <pre>Public Sub PressKey(_ ByVal Key As String _)</pre>	This method emulates pressing a key.
SelectColumn <pre>Public Sub SelectColumn(_ ByVal ColumnName As String _)</pre>	This function adds a column to the column selection. A node or item selection is removed.

Method

Syntax	Description
SelectedItemColumn <pre>Public Function SelectedItemColumn() As String</pre>	The name of the column of the selected item.
SelectedItemNode <pre>Public Function SelectedItemNode() As String</pre>	The node key of the selected item.
SelectItem <pre>Public Sub SelectItem(ByVal NodeKey As String, _ ByVal ItemName As String _)</pre>	This function emulates the selection of an item. This selection removes all other selections.
SelectNode <pre>Public Sub SelectNode(ByVal NodeKey As String _)</pre>	The node with the key nodeKey is added to the Node Selection.
SetCheckBoxState <pre>Public Sub SetCheckBoxState(ByVal NodeKey As String, _ ByVal ItemName As String, _ ByVal state As Long _)</pre>	This method checks or unchecks the checkbox in the specified cell of the tree control (if parameter "state" equals 0 the checkbox is unchecked, if the parameter equals 1 the checkbox is checked).
SetColumnWidth <pre>Public Sub SetColumnWidth(ByVal ColumnName As String, _ ByVal Width As Long _)</pre>	This function sets the width of a column in pixels.
UnselectAll <pre>Public Sub UnselectAll()</pre>	All selections are removed.
UnselectColumn <pre>Public Sub UnselectColumn(ByVal ColumnName As String _)</pre>	This function removes a column from the column selection.

Method

Syntax

Description

UnselectNode

```
Public Sub UnselectNode( _  
    ByVal NodeKey As String _  
)
```

The node with the key nodeKey is removed from the Node Selection.

Properties

Property

Syntax

Description

All properties of the [GuiComponent Object \[page 79\]](#):

- ContainerType
- Id
- Name
- Parent
- Type
- TypeAsNumber

All properties of the [GuiVComponent Object \[page 270\]](#):

- AccLabelCollection
- AccText
- AccTextOnRequest
- AccTooltip
- Changeable
- DefaultTooltip
- Height
- IconName
- IsSymbolFont
- Left
- Modified
- ParentFrame
- ScreenLeft
- ScreenTop
- Text
- Tooltip
- Top
- Width

Property

Syntax

Description

All properties of the [GuiContainer Object \[page 84\]](#):

- Children

All additional properties of the [GuiShell Object \[page 200\]](#):

- AccDescription
- DragDropSupported
- Handle
- OcxEvents
- SubType

ColumnOrder (Read-write)

```
Public Property ColumnOrder As Object
```

The property is used for working with a sequence of columns. The name of each column in the Column Tree must occur exactly once.

Remarks

Preconditions: Tree is a Column Tree and the Column Order can be changed.

i Note

If you assign a new GuiCollection containing the column names, you must not include fixed columns in this collection.

HierarchyHeaderWidth (Read-write)

```
Public Property HierarchyHeaderWidth  
As Long
```

The width of the Hierarchy Header in pixels.

Remarks

Precondition: Tree is a Column Tree or a List Tree with Header

SelectedNode (Read-write)

```
Public Property SelectedNode As String
```

This is the key of the currently selected node. Selecting a node removes other selections (that is Column Selection and Item Selection).

Remarks

Precondition: Node Selection Mode is SingleNodeSelection

TopNode (Read-write)

```
Public Property TopNode As String
```

This property influences the vertical scrolling of the Tree Control. TopNode contains the key of the node that is located on the upper edge of the Tree Control. Setting a node x as top node is only possible if there are enough visible nodes below x to fill the display area of the Tree Control.

1.2.70 GuiUserArea Object

Description

The GuiUserArea comprises the area between the toolbar and status bar for windows of GuiMainWindow type and the area between the titlebar and toolbar for modal windows, and may also be limited by docker controls. The standard dynpro elements can be found only in this area, with the exception of buttons, which are also found in the toolbars.

GuiUserArea extends the [GuiVContainer Object \[page 275\]](#). The type prefix and name are usr.

Methods

Method

Syntax

Description

All methods of the [GuiVComponent Object \[page 270\]](#):

- DumpState
- SetFocus
- Visualize

All methods of the [GuiContainer Object \[page 84\]](#):

- FindById

All methods of the [GuiVContainer Object \[page 275\]](#):

- FindAllByName
- FindAllByNameEx
- FindByName
- FindByNameEx

FindByLabel

```
Public Function FindByLabel( _  
    ByVal Text As String, _  
    ByVal Type As String _  
) As GuiComponent
```

A very simple method for finding an object is to search by specifying the text of the respective label and the type of the component by type name.

Method

Syntax

ListNavigate

```
Public Sub ListNavigate( _  
    ByVal NavType As String _  
)
```

Description

This method sends a navigation command within ABAP Lists to the SAP system, if the respective ABAP List and the currently focused element in the ABAP list support the specified type of navigation. If the navigation is not supported, no command is send to the server.

Possible values for the parameter *NavType* which specifies the type of navigation are (all case-sensitive):

TAB, TAB_BACK, JUMP_OVER, JUMP_OVER_BACK,
JUMP_OUT, JUMP_OUT_BACK, JUMP_SECTION,
JUMP_SECTION_BACK

You find information on the navigation within ABAP Lists [here](#).

Properties

Property

Syntax

Description

All properties of the [GuiComponent Object \[page 79\]](#):

- ContainerType
- Id
- Name
- Parent
- Type
- TypeAsNumber

Property

Syntax

Description

The following properties of the [GuiVComponent Object \[page 270\]](#) (some properties like the Accessibility properties are not supported, because they are not needed):

- Changeable
- DefaultTooltip
- Height
- IconName
- Left
- Modified
- ScreenLeft
- ScreenTop
- Text
- Tooltip
- Top
- Width

All properties of the [GuiContainer Object \[page 84\]](#):

- Children

HorizontalScrollbar (Read-only)

```
Public Property HorizontalScrollbar  
As GuiScrollbar
```

The user area is defined to be scrollable even if the scrollbars are not always visible.

IsOTFPreview (Read-only)

```
Public Property IsOTFPreview As Byte
```

This property is TRUE, if a SAPScript Preview Control is displayed on the user area.

VerticalScrollbar (Read-only)

```
Public Property VerticalScrollbar As  
GuiScrollbar
```

The user area is defined to be scrollable even if the scrollbars are not always visible.

1.2.71 GuiUtils Object

Methods

Method	
Syntax	Description
CloseFile	This function closes a file that was opened using OpenFile.
<pre>Public Sub CloseFile(_ ByVal File As Long _)</pre>	
OpenFile	The file will be created in the SAP GUI Documents Folder.
<pre>Public Function OpenFile(_ ByVal Name As String _) As Long</pre>	Return Type The return value is a handle to the file. Name: Name of the text file to be created. For security reasons this name must not contain any path information.
ShowMessageBox	Shows a message box.
<pre>Public Function ShowMessageBox(_ ByVal Title As String, _ ByVal Text As String, _ ByVal MsgIcon As Long, _ ByVal MsgType As Long _) As Long</pre>	Return Type The return value will be one of the GuiMessageBoxResult constants. Title: Title of the message box Text: Text of the message box. MsgIcon: MsgIcon sets the icon to be used for the message box and should be set to one of the GuiMessageBox-Type constants. MsgType: MsgType sets the buttons available on the message box and should be set to one of the GuiMessageBoxOption constants.
Write	Write text to an open file without a new line at the end.
<pre>Public Sub Write(_ ByVal File As Long, _ ByVal Text As String _)</pre>	

Method

Syntax

Description

WriteLine

Write text to an open file with a new line at the end.

```
Public Sub WriteLine( _  
    ByVal File As Long, _  
    ByVal Text  
    As String _  
)
```

Properties

Property

Syntax

Description

MESSAGE_OPTION_OK (Read-only)

Belongs to GuiMessageBoxOption: The message box will show an "OK" button.

```
Public Property MESSAGE_OPTION_OK As  
Long
```

MESSAGE_OPTION_OKCANCEL (Read-only)

Belongs to GuiMessageBoxOption: The message box will show an "OK" and a "Cancel" button.

```
Public Property  
MESSAGE_OPTION_OKCANCEL As Long
```

MESSAGE_OPTION_YESNO (Read-only)

Belongs to GuiMessageBoxOption: The message box will show a "Yes" and a "No" button.

```
Public Property MESSAGE_OPTION_YESNO  
As Long
```

MESSAGE_RESULT_CANCEL (Read-only)

Belongs to GuiMessageBoxResult: The message box was closed via the "Cancel" button.

```
Public Property MESSAGE_RESULT_CANCEL  
As Long
```

MESSAGE_RESULT_NO (Read-only)

Belongs to GuiMessageBoxResult: The message box was closed via the "No" button.

```
Public Property MESSAGE_RESULT_NO As  
Long
```

MESSAGE_RESULT_OK (Read-only)

Belongs to GuiMessageBoxResult: The message box was closed via the "OK" button.

```
Public Property MESSAGE_RESULT_OK As  
Long
```

Property

Syntax	Description
MESSAGE_RESULT_YES (Read-only) <pre>Public Property MESSAGE_RESULT_YES As Long</pre>	Belongs to GuiMessageBoxResult: The message box was closed via the "Yes" button.
MESSAGE_TYPE_ERROR (Read-only) <pre>Public Property MESSAGE_TYPE_ERROR As Long</pre>	Belongs to GuiMessageBoxType; The message box shows the respective icon for an error message.
MESSAGE_TYPE_INFORMATION (Read-only) <pre>Public Property MESSAGE_TYPE_INFORMATION As Long</pre>	Belongs to GuiMessageBoxType; The message box shows the respective icon for an information message.
MESSAGE_TYPE_PLAIN (Read-only) <pre>Public Property MESSAGE_TYPE_PLAIN As Long</pre>	Belongs to GuiMessageBoxType; The message box shows no icon.
MESSAGE_TYPE_QUESTION (Read-only) <pre>Public Property MESSAGE_TYPE_QUESTION As Long</pre>	Belongs to GuiMessageBoxType; The message box shows the respective icon for a question.
MESSAGE_TYPE_WARNING (Read-only) <pre>Public Property MESSAGE_TYPE_WARNING As Long</pre>	Belongs to GuiMessageBoxType; The message box shows the respective icon for a warning message.

1.2.72 GuiVComponent Object

The GuiVComponent interface is exposed by all visual objects, such as windows, buttons or text fields. Like GuiComponent, it is an abstract interface. Any object supporting the GuiVComponent interface also exposes the GuiComponent interface. GuiVComponent extends the [GuiComponent Object \[page 79\]](#).

Methods

Method

Syntax

Description

DumpState

```
Public Function DumpState( _  
    ByVal InnerObject As String _  
) As GuiCollection
```

This function dumps the state of the object. The parameter `innerObject` may be used to specify for which internal object the data should be dumped. Only the most complex components, such as the `GuiCtrlGridView`, support this parameter. All other components always dump their full state. All components that support this parameter have in common that they return general information about the control's state if the parameter "innerObject" contains an empty string. The available values for the `innerObject` parameter are specified as part of the class description for those components that support it.

i Note

The `DumpState` method returns a hierarchy of collections of type `GuiCollection`, which is three levels deep.

- The top (first) level collection contains a second level collection for every property that is to be dumped.
- The second level collection contains the complete information for one property. There is a third level collection for every sub-expression that might be required to access inner objects.
- Finally, the third level collection contains the Op-Code, the property or method name, the parameter values and depending on the OpCode the return value to be checked.

The following OpCodes are used:

- GPR: Get property and compare return value.
- MR: Execute method and compare return value.
- GP: Get property and execute the next entry in the second level collection on the result.
- M: Execute the method and then execute the next entry in the second level collection on the result.

For example the calls

```
control.ItemCount = 42  
control.GetItemValue(3, 2) =  
'MyText'  
control.GetItem('2', '3').Property1.  
MethodY('XYZ').Text = 'ABC'
```

result in three entries of the top level collection:

Method

Syntax

Description

- First entry:
 - OpCode Name Parameter1/
 - Property-Value
 - Parameter2 Parameter3
 - GPR ItemCount 42
- Second entry:
 - OpCode Name Parameter1 Parameter2 Parameter3/
 - Property-Value
 - MR GetItemValue 3 2 MyText
- Third entry:
 - OpCode Name Parameter1 Parameter2 Parameter3
 - M GetItem 2 3
 - GP Property1
 - M MethodY XYZ
 - GPR Text ABC

As you can see in this example, for calls that contain return values (MR, GPR) the last value in the third level collection is the return value.

SetFocus

```
Public Sub SetFocus()
```

This function can be used to set the focus onto an object. If a user interacts with SAP GUI, it moves the focus whenever the interaction is with a new object. Interacting with an object through the scripting component does not change the focus. There are some cases in which the SAP application explicitly checks for the focus and behaves differently depending on the focused object.

Visualize

```
Public Function Visualize( _  
    ByVal On As Boolean, _  
    Optional ByVal InnerObject As  
    Variant _  
    ) As Byte
```

Calling this method of a component will display a red frame around the specified component if the parameter on is true. The frame will be removed if on is false. Some components such as GuiCtrlGridView support displaying the frame around inner objects, such as cells. The format of the inner-Object string is the same as for the dumpState method.

Properties

Property

Syntax	Description
--------	-------------

All Properties of [GuiComponent Object \[page 79\]](#):

- ContainerType
- Id
- Name
- Parent
- Type
- TypeAsNumber

AccLabelCollection

```
Public Property AccLabelCollection As  
GuiComponentCollection
```

The collection contains objects of type GuiLabel that were assigned to this control in the ABAP Screen Painter.

AccText (Read-only)

```
Public Property AccText As String
```

An additional text for accessibility support.

AccTextOnRequest (Read-only)

```
Public Property AccTextOnRequest As  
String
```

An additional text for accessibility support.

AccTooltip (Read-only)

```
Public Property AccTooltip As String
```

An additional tooltip text for accessibility support.

Changeable (Read-only)

```
Public Property Changeable As Byte
```

An object is changeable if it is neither disabled nor read-only.

DefaultTooltip (Read-only)

```
Public Property DefaultTooltip As  
String
```

Tooltip text generated from the short text defined in the data dictionary for the given screen element type.

Height (Read-only)

```
Public Property Height As Long
```

Height of the component in pixels.

IconName (Read-only)

```
Public Property IconName As String
```

If the object has been assigned an icon, then this property is the name of the icon, otherwise it is an empty string.

Property

Syntax	Description
IsSymbolFont (Read-only) <pre>Public Property IsSymbolFont As Byte</pre>	The property is TRUE if the component's text is visualized in the SAP symbol font.
Left (Read-only) <pre>Public Property Left As Long</pre>	Left position of the element in screen coordinates
Modified <pre>Public Property Modified As Byte</pre>	An object is modified if its state has been changed by the user and this change has not yet been sent to the SAP system.
ParentFrame (Read-only) <pre>Public Property ParentFrame As GuiComponent</pre>	If the control is hosted by the Frame object, the value of the property is this frame. Otherwise NULL.
ScreenLeft (Read-only) <pre>Public Property ScreenLeft As Long</pre>	The y position of the component in screen coordinates.
ScreenTop (Read-only) <pre>Public Property ScreenTop As Long</pre>	The x position of the component in screen coordinates.
Text (Read-write) <pre>Public Property Text As String</pre>	The value of this property very much depends on the type of the object on which it is called. This is obvious for text fields or menu items. On the other hand this property is empty for toolbar buttons and is the class id for shells. You can read the text property of a label, but you can't change it, whereas you can only set the text property of a password field, but not read it.
Tooltip (Read-only) <pre>Public Property Tooltip As String</pre>	The tooltip contains a text which is designed to help a user understand the meaning of a given text field or button.
Top <pre>Public Property Top As Long</pre>	Top coordinate of the element in screen coordinates.
Width (Read-only) <pre>Public Property Width As Long</pre>	Width of the component in pixels.

1.2.73 GuiVContainer Object

Description

An object exposes the `GuiVContainer` interface if it is both visible and can have children. It will then also expose `GuiComponent` and `GuiVComponent`. Examples of this interface are windows and subscreens, toolbars or controls having children, such as the splitter control. `GuiVContainer` extends the [GuiContainer Object \[page 84\]](#) and the [GuiVComponent Object \[page 270\]](#).

Methods

Method

Syntax

Description

All methods of the [GuiVComponent Object \[page 270\]](#):

- `DumpState`
- `SetFocus`
- `Visualize`

All methods of the [GuiContainer Object \[page 84\]](#):

- `FindById`

FindAllByName

```
Public Function FindAllByName( _  
    ByVal Name As String, _  
    ByVal Type As String _  
) As GuiComponentCollection
```

The methods `FindByName` and `FindByNameEx` return only the first object with matching name and type. There may however be several matching objects, which will be returned as members of a collection when `FindAllByName` or `FindAllByNameEx` are used.

FindAllByNameEx

```
Public Function FindAllByNameEx( _  
    ByVal Name As String, _  
    ByVal Type As Long _  
) As GuiComponentCollection
```

The methods `FindByName` and `FindByNameEx` return only the first object with matching name and type. There may however be several matching objects, which will be returned as members of a collection when `FindAllByName` or `FindAllByNameEx` are used.

This method works exactly like `FindAllByName`, but takes the type parameter with data type long coming from the `GuiComponentType` enumeration. See also [GuiComponentType \[page 286\]](#).

Method

Syntax

Description

FindByName

```
Public Function FindByName( _  
    ByVal Name As String, _  
    ByVal Type As String _  
) As GuiComponent
```

Unlike **FindById**, this function does not guarantee a unique result. It will simply return the first descendant matching both the name and type parameters. This is a more natural description of the object than the complex id, but it only makes sense on dynpro objects as most other objects do not have a meaningful name. If no descendant with matching name and type can be found, the function raises an exception.

FindByNameEx

```
Public Function FindByNameEx( _  
    ByVal Name As String, _  
    ByVal Type As Long _  
) As GuiComponent
```

This method works exactly like **FindByName**, but takes the type parameter with data type long coming from the `GuiComponentType` enumeration. See also [GuiComponentType \[page 286\]](#).

Properties

Property

Syntax

Description

All properties of the [GuiComponent Object \[page 79\]](#):

- ContainerType
- Id
- Name
- Parent
- Type
- TypeAsNumber

Property

Syntax

Description

All properties of the [GuiVComponent Object \[page 270\]](#):

- AccLabelCollection
- AccText
- AccTextOnRequest
- AccTooltip
- Changeable
- DefaultTooltip
- Height
- IconName
- IsSymbolFont
- Left
- Modified
- ParentFrame
- ScreenLeft
- ScreenTop
- Text
- Tooltip
- Top
- Width

All properties of the [GuiContainer Object \[page 84\]](#):

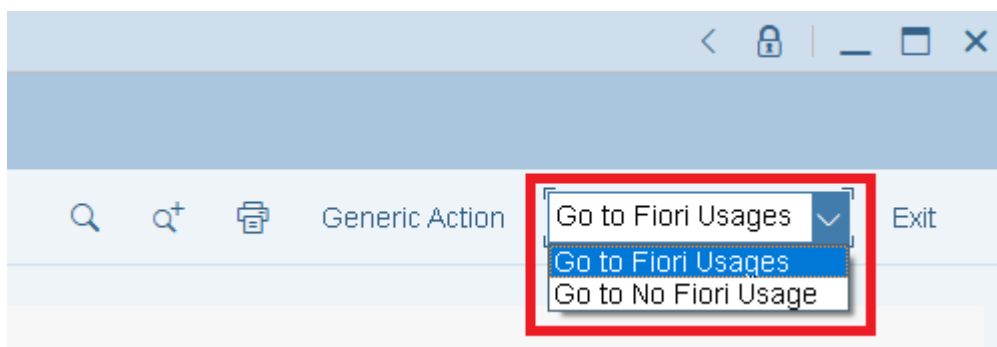
- Children
-

1.2.74 GuiVHViewSwitch Object

Description

GuiVHViewSwitch represents the “View Switch” object that was introduced with the Belize theme in SAP GUI. The View Switch is placed in the header area of the SAP GUI main window and can be used to select different

views within an application. Many screens can be displayed in different ways (for example, as a tree or list). To switch from one view to another in a comfortable way, these screens may make use of the View Switch:



GuiVHViewSwitch is very similar to [GuiOkCodeField Object \[page 166\]](#) and extends the [GuiVComponent Object \[page 270\]](#). The name of the GuiVHViewSwitch object is always `vhviewswitch` and only one object of this type can exist at the same time.

i Note

- GuiVHViewSwitch exists as of SAP GUI for Windows 7.60 (the UI object itself was introduced in SAP GUI for Windows 7.50, but the extension of the Scripting API is done for SAP GUI for Windows 7.60 and newer SAP GUI versions, only)
- Objects of type GuiVHViewSwitch can only exist when SAP GUI is running with a Fiori theme like Belize
- GuiVHViewSwitch does not offer an entry collection. For compatibility reasons the entries of a GuiVHViewSwitch are still GuiButtons which belong to the application toolbar (tbar1).

Methods

Method	Description
All methods of the GuiVComponent Object [page 270] :	
• DumpState	
• SetFocus	
• Visualize	

Properties

Property

Syntax

Description

All properties of the [GuiComponent Object \[page 79\]](#):

- ContainerType
- Id
- Name
- Parent
- Type
- TypeAsNumber

All properties of the [GuiVComponent Object \[page 270\]](#):

- AccLabelCollection
 - AccText
 - AccTextOnRequest
 - AccTooltip
 - Changeable
 - DefaultTooltip
 - Height
 - IconName
 - IsSymbolFont
 - Left
 - Modified
 - ParentFrame
 - ScreenLeft
 - ScreenTop
 - Text
 - Tooltip
 - Top
 - Width
-

1.3 Events

Event

Syntax

Description

AbapScriptingEvent

```
Public Event AbapScriptingEvent( _  
    ByVal param As String _  
)
```

Activated

```
Public Event Activated(_  
    ByVal Session As GuiSession _  
)
```

AutomationFCCode

```
Public Event AutomationFCCode( _  
    ByVal Session As GuiSession, _  
    ByVal FunctionCode As String _  
)
```

The event is only fired when using the SAP Workplace. It notifies the listener that SAP GUI executes a function code that was set by the Workplace framework.

Change

```
Public Event Change( _  
    ByVal Session As GuiSession, _  
    ByVal Component As GuiComponent, _  
    ByVal CommandArray As Variant _  
)
```

In record mode, the session collects changes to elements of the user interface and sends these changes to a listening application whenever server communication is about to start or if the record mode is turned off. The **Change** events are raised immediately before the **StartRequest** event.

There is at least one event for every modified element in the recorded session.

see also: [Change Event - Additional Remarks \[page 283\]](#)

ContextMenu

```
Public Event ContextMenu( _  
    ByVal Session As GuiSession, _  
    ByVal Component As GuiVComponent _  
)
```

The **ContextMenu** event is fired when SAP GUI is about to display a context menu. There are currently the following limitations:

- Only context menus of controls of type `GuiShell` are supported.
- The event is not fired for “cached” context menus, which are not retrieved from the server when being opened.

Event

Syntax

Description

CreateSession

```
Public Event CreateSession( _  
    ByVal Session As GuiSession _  
)
```

This event is raised whenever a new session is created, irrespective of whether of the session being created manually, from ABAP or by a script. The event is only raised for a session if the scripting support has been enabled for the corresponding backend.

Example

Sample Code

```
Dim objSapGui  
Set objSapGui = GetObject("SAPGUI")  
Dim objScriptingEngine  
Set objScriptingEngine =  
    objSapGui.GetScriptingEngine  
WScript.ConnectObject  
objScriptingEngine, "Engine_"  
Dim Waiting  
Waiting = 1  
Do While (Waiting = 1)  
    WScript.Sleep(100)  
Loop  
Set objScriptingEngine = Nothing  
Set objSapGui = Nothing  
Sub Engine_CreateSession(ByVal  
Session)  
    Dim result  
    result = MsgBox("Session  
        created", vbOKCancel)  
    If result = vbCancel then  
        Waiting = 0  
    End If  
End Sub
```

Destroy

```
Public Event Destroy( _  
    ByVal Session As GuiSession _  
)
```

This event is raised before a session is destroyed.

DestroySession

```
Public Event DestroySession( _  
    ByVal Session As GuiSession _  
)
```

This event is raised before a session is destroyed . This can be done either by closing the main window manually, or by calling the **closeSession** method of GuiConnection.

EndRequest

```
Public Event EndRequest( _  
    ByVal SessionSession As GuiSession _  
)
```

endRequest is called immediately after the session is unlocked after server communication.

Event

Syntax

Description

Error ([GuiSession Object \[page 181\]](#))

```
Public Event Error( _  
    ByVal Session As GuiSession, _  
    ByVal ErrorId As Long, _  
    ByVal Desc1 As String, _  
    ByVal Desc2 As String, _  
    ByVal Desc3 As String, _  
    ByVal Desc4 As String _  
)
```

An **Error** event is currently only raised, if the wrapper library required to access a SAP GUI ActiveX control from a script is not available. error events from all sessions are also available at the GuiApplication.

Error ([GuiApplication Object \[page 37\]](#))

```
Public Event Error( _  
    ByVal ErrorId As Long, _  
    ByVal Desc1 As String, _  
    ByVal Desc2 As String, _  
    ByVal Desc3 As String, _  
    ByVal Desc4 As String _  
)
```

An **Error** event is currently only raised, if the wrapper library required to access a SAP GUI ActiveX control from a script is not available. This event is also available on the GuiSession in which the error occurred.

FocusChanged

```
Public Event FocusChanged( _  
    ByVal Session As GuiSession, _  
    ByVal NewFocusedControl As  
    GuiVComponent _  
)
```

HistoryOpened

```
Public Event HistoryOpened( _  
    ByVal Session As GuiSession, _  
    ByVal NewFocusedControl As  
    GuiVComponent _  
)
```

Hit

```
Public Event Hit( _  
    ByVal SessionSession As GuiSession,  
    _  
    ByVal Component As GuiComponent, _  
    ByVal InnerObject As String _  
)
```

The **Hit** event is only raised when elementVisualization-Mode is set to True, which turns on the hit test mode of SAP GUI. If in this mode a SAP GUI component is identified, the **Hit** event is raised. The parameters of this event are

- The session on which the component was hit
- The component that was hit
- A description of an inner object of the component if an inner object was hit

IgnoreSession

```
Public Event IgnoreSession( _  
    ByVal SessionMainWindowHandle As  
    Integer _  
)
```

The event is fired when a session is set to 'Ignored' using IgnoreSession function. This event is only fired when using SAP GUI Scripting while running eCATT in parallel.

Event

Syntax

Description

ProgressIndicator

```
Public Event ProgressIndicator( _  
    ByVal percentage As Long, _  
    ByVal Text As String _  
)
```

StartRequest

```
Public Event StartRequest( _  
    ByVal Session As GuiSession _  
)
```

The **startRequest** event is raised before the session is locked during server communication. At this point user input can be checked before it is sent to the server. It is not possible to prevent server communication from this event.

1.3.1 Change Event - Additional Remarks

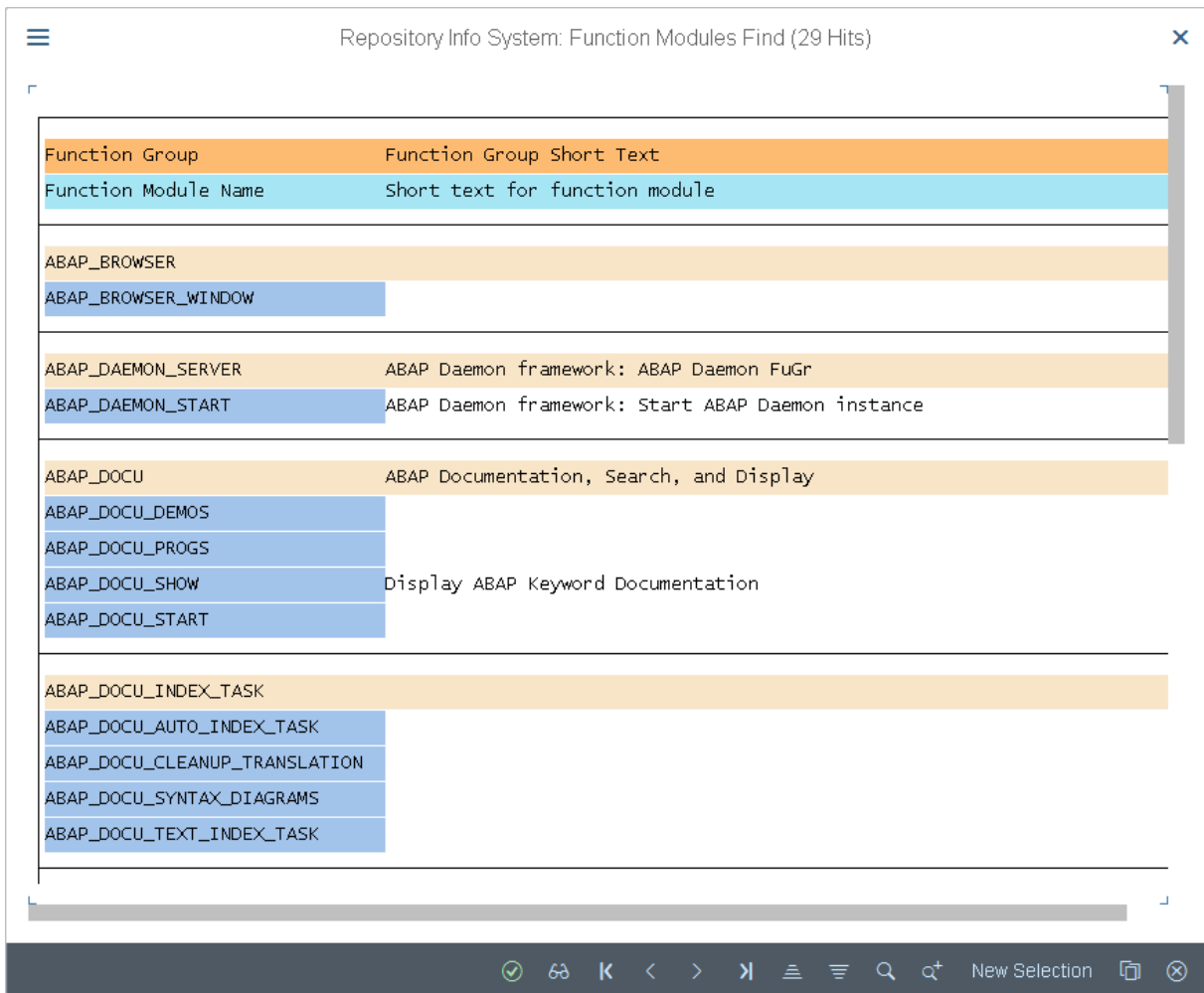
Only changes made at the SAP GUI level are recorded. Transactions may preset some of the entry fields with values from parameters stored in the SAP system. If these data are not changed in SAP GUI, they will not be recorded. This may cause problems during playback of scripts, if the entry fields are preset with different values.

If any of the following techniques is used in a transaction, the user should manually modify all the entries he wants to see recorded:

- Usage of SAP parameters
- Variants
- Hold Data, from the menu System -> User Profile

Playback of the changes will only work, if the order of the calls is the same as during recording.

Each event represents one line of script code. The Component parameter specifies the object on which to invoke a method or property. Therefore the first thing to record is Component.id for later use with **FindById**. The recorder may however also decide to record other properties of Component. If, for example, a line in a table control or list is selected, it may be prudent not to record the position of the line, but rather the values in it. That way, a script can be generated that is more robust with respect to changes in the number, and therefore in the position, of lines.



If new function modules have been added, selecting a line from the list might return the wrong function module.

Type	Method/Property name	Parameters
"SP"	Text	"Hello World"

This sets the parameter Text to value "Hello World".

Type	Method/Property name	Parameters
"SP"	RecordMode	True

This sets the parameter RecordMode to the Boolean value True. It is up to the recorder to generate a script line with a valid textual representation of Boolean values, such as "true", "True" or "TRUE" for example.


Type	Method/Property name	Parameters
"SP"	TestToolMode	0

This sets the parameter TestToolMode to value 0.

Type	Method/Property name	Parameters
"M"	Resize	96 32 False

The method **Resize** is called with three parameters. In this case the third member of the CommandArray is an array with 3 elements.

There are cases in which the CommandArray contains more than one line.



If a row is selected in this table control, two entries are added to the generated **Change** event's CommandArray parameter.

Type	Method/Property name	Parameters
"M"	getAbsoluteRow	1
"SP"	selected	True

The script code required to select this line should then look like this:

```

Sample Code

Session.
  findById("wnd[0]/usr/tblSAPMBIBSTC537").
  getAbsoluteRow("1").
  
```

```
selected = "True"
```

1.4 Enumerations

1.4.1 GuiComponentType

Members

Member	Value
GuiApplication	10
GuiBox	62
GuiButton	40
GuiCheckBox	42
GuiCollection	120
GuiComboBox	34
GuiComponent	0
GuiComponentCollection	128
GuiConnection	11
GuiContainer	70
GuiContainerShell	51
GuiCTextField	32
GuiCustomControl	50
GuiDialogShell	125
GuiDockShell	126
GuiFrameWindow	20
GuiGOSShell	123
GuiLabel	30
GuiListContainer	73
GuiMainWindow	21
GuiMenu	110
GuiMenubar	111
GuiMessageWindow	23

Member	Value
GuiModalWindow	22
GuiOkCodeField	35
GuiPasswordField	33
GuiRadioButton	41
GuiScrollbar	100
GuiScrollContainer	72
GuiSession	12
GuiSessionInfo	121
GuiShell	122
GuiSimpleContainer	71
GuiSplitterContainer	75
GuiSplitterShell	124
GuiStatusbar	103
GuiStatusBarLink	130
GuiStatusPane	43
GuiTab	91
GuiTableColumn	81
GuiTableControl	80
GuiTableRow	82
GuiTabStrip	90
GuiTextField	31
GuiTitlebar	102
GuiToolbar	101
GuiUnknown	-1
GuiUserArea	74
GuiVComponent	1
GuiVContainer	2
GuiVHViewSwitch	129

1.4.2 GuiErrorType

Members

Member	Value	Description
Gui_Err_AccessDenied	633	Access denied.
Gui_Err_Bad_Focus	634	Can not set focus to this object.
Gui_Err_Bad_Index_Type	618	Bad index type for collection access.
Gui_Err_Control_Label	615	The control could not be found by label.
Gui_Err_Control_Name	608	The control could not be found by name.
Gui_Err_Control_Position	616	The control could not be found by position.
Gui_Err_Disconnected	621	The object invoked has disconnected from its clients.
Gui_Err_Enumerator_Index	614	The enumerator of the collection cannot find an element with the specified index.
Gui_Err_Enumerator_Reset	612	The enumerator of the collection cannot be reset.
Gui_Err_FindById	619	The control could not be found by id.
Gui_Err_FindByName	620	The control could not be found by name.
Gui_Err_FindByPos	632	The control could not be found by position.
Gui_Err_Front_Module	602	The path of the 'sapfront.dll' could not be determined.
Gui_Err_Init	601	Sapgui engine cannot be initialized.
Gui_Err_Int_Get_Ses- sion_Failed	629	Can not get session from TLS
Gui_Err_Int_GetCtrl_Failed	625	Could not get ctrl (Internal Error)
Gui_Err_Int_GetFocusMan- FromSes_Failed	627	Could not get focus manager from session (Internal Error)
Gui_Err_Int_GetSes- FromCtrl_Failed	626	Could not get session from ctrl (Internal Error)
Gui_Err_Int_Invalid_Test- ToolMode	628	Invalid test tool mode
Gui_Err_Int_View_Not_Set	630	View not set (Internal Error)
Gui_Err_Invalid_Argument	613	The method got an invalid argument.
Gui_Err_Invalid_Context	603	Function called in invalid thread context
Gui_Err_Invalid_Window	611	The required window is invalid.
Gui_Err_Logon_Module	604	The 'Sapgui Logon Component' could not be instantiated.
Gui_Err_Menu_Disabled	623	The menu item is disabled.
Gui_Err_No_Memory	607	The system is out of memory.
Gui_Err_No_Wrapper	622	No wrapper available for this control.
Gui_Err_Not_Implemented	610	The method or property is currently not implemented.
Gui_Err_Permission_Denied	637	Permission denied.
Gui_Err_Property_ReadOnly	609	The property is readonly.
Gui_Err_Resize_Failed	631	Resize failed.

Member	Value	Description
Gui_Err_Sapgui_Module	605	The 'Sapgui Component' could not be instantiated.
Gui_Err_Save_Image	635	Error saving image.
Gui_Err_Scripting_Disabled_Srv	624	Scripting is disabled by the server.
Gui_Err_Session_Index	606	The session index is out of range.
Gui_Err_Shortcut_Evaluation	636	Shortcut evaluation failed.
Gui_Err_SL_No_Entry	1000	Not a valid SAPLogon entry
Gui_Err_VKey_Disabled	617	The virtual key is not enabled.

1.4.3 GuiEventType

Members

Member	Value	Description
SapApplicationCreateSessionEvent	2002	ApplicationCreateSession
SapApplicationDestroySessionEvent	2003	ApplicationDestroySession
SapApplicationErrorEvent	2004	ApplicationErrorEvent
SapApplicationIgnoreSessionEvent	2005	ApplicationIgnoreSession
SapContextMenuEvent	1282	ContextMenu
SapCustomDataChangedEvent	1280	CustomDataChanged
SapDefaultEvent	0	Default
SapHitSelectEvent	1281	Hit
SapSessionAbapScriptingEvent	1289	AbapScriptingEvent
SapSessionActivatedEvent	1285	SessionActivated
SapSessionAutoFCodeEvent	1284	SessionAutoFCode
SapSessionDestroyEvent	1283	SessionDestroy
SapSessionEndRequestEvent	515	SessionEndRequest
SapSessionErrorEvent	516	SessionError
SapSessionFocusChangedEvent	1286	SessionFocusChanged
SapSessionHistoryOpenedEvent	1287	SessionHistoryOpened
SapSessionProgressIndicatorEvent	1288	ProgressIndicatorOpened
SapSessionStartRequestEvent	514	SessionStartRequest

1.4.4 GuiImageType

Members

Member	Value
BMP	0
GIF	2
JPEG	1
PNG	2

1.4.5 GuiMagicDisplDs

Members

Member	Value	Base Object	Name
GuiDisplDBTPress	32200	GuiButton	Press
GuiDisplDButtonEmphasized	34402	GuiButton	Emphasized
GuiDisplDCBChecked	32011	GuiCheckBox	Checked
GuiDisplDCBCurListBoxEntry	32305	GuiComboBox	CurListBoxEntry
GuiDisplDCBEntries	32302	GuiComboBox	Entries
GuiDisplDCBEntryKey	33800	GuiComboBoxEntry	Key
GuiDisplDCBEntryPos	33802	GuiComboBoxEntry	Pos
GuiDisplDCBEntryValue	33801	GuiComboBoxEntry	Value
GuiDisplDCBIsListBoxActive	32304	GuiComboBox	IsListBoxActive
GuiDisplDCBKey	32300	GuiComboBox	Key
GuiDisplDCBKeySpace	32303	GuiComboBox	SetKeySpace
GuiDisplDCBShowKey	32306	GuiComboBox	ShowKey
GuiDisplDCBValue	32301	GuiComboBox	Value
GuiDisplDCollAdd	33103	GuiConnection	Add
GuiDisplDCollCount	33100	GuiConnection	Count
GuiDisplDCollElAt	33102	GuiConnection	ElementAt
GuiDisplDCollLength	33101	GuiConnection	Length

Member	Value	Base Object	Name
GuiDisplDConConnString	33003	GuiConnection	ConnectionString
GuiDisplDConDescription	33002	GuiConnection	Description
GuiDisplDConDisabled	33001	GuiConnection	DisabledByServer
GuiDisplDConnClose	32831	GuiConnection	CloseConnection
GuiDisplDConSessions	33000	GuiConnection	Sessions
GuiDisplDCTFindAllByName	32035	GuiVContainer	FindAllByName
GuiDisplDCTFindAllByNameEx	32036	GuiContainer	FindAllByNameEx
GuiDisplDCTFindById	32029	GuiContainer	FindById
GuiDisplDCTFindByLabel	32027	GuiUserArea	FindByLabel
GuiDisplDCTFindByName	32026	GuiVContainer / GuiUserArea	FindByName
GuiDisplDCTFindByNameEx	32034	GuiVContainer	FindByNameEx
GuiDisplDDockerIsVertical	34301	GuiDockShell	DockerIsVertical
GuiDisplDDockerPixelSize	34300	GuiDockShell	DockerPixelSize
GuiDisplDEngAddHist	32913	GuiApplication	AddHistoryEntry
GuiDisplDEngButtonB	32903	GuiApplication	ButtonbarVisible
GuiDisplDEngCon	32900	GuiApplication	Connections
GuiDisplDEngConnErr	32924	GuiApplication	ConnectionErrorText
GuiDisplDEngCrColl	32911	GuiApplication	CreateGuiCollection
GuiDisplDEngDropHist	32914	GuiApplication	DropHistory
GuiDisplDEngGetEng	1	SapGuiAuto	GetScriptingEngine
GuiDisplDEngHistEnabled	32916	GuiApplication	HistoryEnabled
GuiDisplDEngIgnore	32908	GuiApplication	Ignore
GuiDisplDEngInplace	32907	GuiApplication	Inplace
GuiDisplDEngMajor	32909	GuiApplication	MajorVersion
GuiDisplDEngMinor	32910	GuiApplication	MinorVersion
GuiDisplDEngNoSysMsg	32925	GuiApplication	AllowSystemMessages
GuiDisplDEngOpenCon	32905	GuiApplication	OpentConnection

Member	Value	Base Object	Name
GuiDisplDEngOpenConEx	32918	GuiApplication	OpenConnectionBy- ConnectionString
GuiDisplDEngPatchLevel	32919	GuiApplication	PatchLevel
GuiDisplDEngRegister	32921	GuiApplication	RegisterROT
GuiDisplDEngRevision	32920	GuiApplication	Revision
GuiDisplDEngRevoke	32923	GuiApplication	RevokeROT
GuiDisplDEngStatusB	32902	GuiApplication	StatusbarVisible
GuiDisplDEngTheme	32912	GuiApplication	NewVisualDesign
GuiDisplDEngTitleB	32904	GuiApplication	TitlebarVisible
GuiDisplDEngToolB	32901	GuiApplication	ToolbarVisible
GuiDisplDEngUtils	32917	GuiApplication	Utils
GuiDisplDGActiveSession	32049	GuiApplication	ActiveSession
GuiDisplDGCAccDescription	33703	GuiShell	AccDescription
GuiDisplDGCAccLabelCol	32043	GuiVComponent	AccLabelCollection
GuiDisplDGCAccText	32044	GuiVComponent	AccText
GuiDisplDGCAccTextOnReq	32045	GuiVComponent	AccTextOnRequest
GuiDisplDGCAccTooltip	32042	GuiVComponent	AccTooltip
GuiDisplDGCCChangeable	32009	GuiVComponent	Changeable
<div style="border: 1px solid #ccc; background-color: #f0f0f0; padding: 5px; margin: 5px 0;"> <p>i Note Is mapped to <i>Selected</i>.</p> </div>			
GuiDisplDGCCCharHeight	32073	GuiCheckBox and various others	CharHeight
GuiDisplDGCCCharLeft	32070	GuiCheckBox and various others	CharLeft
GuiDisplDGCCCharTop	32071	GuiCheckBox and various others	CharTop
GuiDisplDGCCCharWidth	32072	GuiCheckBox and various others	CharWidth
GuiDisplDGCCChildren	32019	GuiContainer	Children
GuiDisplDGCCColorIndex	32058	GuiCheckBox	ColorIndex

Member	Value	Base Object	Name
GuiDisplDGCColorIntensified	32059	GuiCheckBox	ColorIntensified
GuiDisplDGCColorInverse	32060	GuiCheckBox	ColorInverse
GuiDisplDGCCtxMnu	33701	GuiDisplDGCCtxMnu	CurrentContextMenu
GuiDisplDGCDefaultTooltip	32069	GuiVComponent	DefaultTooltip
GuiDisplDGCDisplayedText	32074	GuiTextField / GuiLabel	DisplayedText
GuiDisplDGCDragDrop	33706	GuiShell	DragDropSupported
GuiDisplDGCDumpState	31194	GuiVComponent	Dump State
GuiDisplDGCFlushing	33704	GuiCheckBox / GuiComboBox / GuiRadioButton	Flushing
GuiDisplDGCHeight	32006	GuiVComponent	Hight
GuiDisplDGCHwnd	33702	GuiShell	Handle
GuiDisplDGCIcon	32037	GuiVComponent	IconName
GuiDisplDGCIId	32025	GuiComponent	Id
GuiDisplDGCIIsContainer	32033	GuiComponent	ContainerType
GuiDisplDGCIIsHotspot	32051	GuiTextField	IsHotspot
GuiDisplDGCIIsList	32052	GuiCheckBox	IsListElement
GuiDisplDGCIIsStepLoop	32062	GuiSimpleContainer	IsStepLoop
GuiDisplDGCIIsStepLoopInTableStructure	32078	GuiSimpleContainer	IsStepLoopInTableStructure
GuiDisplDGCIIsSymbolFont	32061	GuiVComponent	IsSymbolFont
GuiDisplDGCLeft	32003	GuiVComponent	Left
GuiDisplDGCLeftLabel	32040	GuiCheckBox	LeftLabel
GuiDisplDGCLoopCurrentCol	32065	GuiSimpleContainer	LoopCurrentCol
GuiDisplDGCLoopCurrentColCount	32077	GuiSimpleContainer	LoopCurrentColCount
GuiDisplDGCLoopCurrentRow	32066	GuiSimpleContainer	LoopCurrentRow
GuiDisplDGCLoopHeight	32064	GuiSimpleContainer	LoopRowCount

Member	Value	Base Object	Name
GuiDisplDGCLoop-Width	32063	GuiSimpleContainer	LoopColCount
GuiDisplDGCMModified	32030	GuiVComponent	Modified
GuiDisplDGCCName	32001	GuiComponent	Name
GuiDisplDGCCOcxEvents	33705	GuiShell	OcxEvents
GuiDisplDGCCParent	32038	GuiComponent	Parent
GuiDisplDGCCParent-Frame	32050	GuiVComponent	ParentFrame
GuiDisplDGCCRightLabel	32041	GuiCheckBox	RightLabel
GuiDisplDGCCRowText	32053	GuiCheckBox	RowText
GuiDisplDGCCScreen-Left	32046	GuiVComponent	ScreenLeft
GuiDisplDGCCScreen-Top	32047	GuiVComponent	ScreenTop
GuiDisplDGCCSetFocus	32024	GuiVComponent	SetFocus
GuiDisplDGCCShow-ContextMenu	32068	GuiVComponent	ShowContextMenu
GuiDisplDGCCSubType	33700	GuiShell	SubType
GuiDisplDGCCText	32000	GuiVComponent	Text
GuiDisplDGCCTitle	32048	GuiVComponent	Title
GuiDisplDGCCTooltip	32008	GuiVComponent	Tooltip
GuiDisplDGCCTop	32004	GuiVComponent	Top
GuiDisplDGCCType	32015	GuiComponent	Type
GuiDisplDGCCTypeAs-Num	32032	GuiComponent	TypeAsNumber
GuiDisplDGCCVisualize	32039	GuiVComponent	Visualize
GuiDisplDGCCWidth	32005	GuiVComponent	Width
GuiDisplDGGetAbsoluteRow	33407	GuiTableControl	GetAbsoluteRow
GuiDisplDGGMSelect	33300	GuiMenu	Select
GuiDisplDGGMWFocusedButton	32433	GuiMessageWindow	FocusedButton
GuiDisplDGGMWHelp-ButtonHelpText	32440	OKButtonHelpText	HelpButtonHelpText
GuiDisplDGGMWHelp-ButtonText	32435	GuiMessageWindow	HelpButtonText

Member	Value	Base Object	Name
GuiDisplDGMWMessa- geText	32437	GuiMessageWindow	MessageText
GuiDisplDGMWMessa- geType	32436	GuiMessageWindow	MessageTyp
GuiDisplDGMWOKBut- tonHelpText	32439	GuiMessageWindow	OKButtonHelpText
GuiDisplDGMWOKBut- tonText	32434	GuiMessageWindow	OkButtonText
GuiDisplDGMWVisible	32438	GuiMessageWindow	Visible
GuiDisplDGUHorizon- talScrollbar	32600	GuiUserArea	HorizontalScrollbar
GuiDisplDGUListNav	32605	GuiUserArea	ListNavigate
GuiDisplDGUOTFPre- view	32606	GuiUserArea	IsOTFPreview
GuiDisplDGUVertical- Scrollbar	32601	GuiUserArea	VerticalScrollbar
GuiDisplDGWButtonB	32425	GuiMainWindow	ButtonVisible
GuiDisplDGWClose	32414	GuiFrameWindow	Close
GuiDisplDGWCompBit- map	32443	GuiFrameWindow	CompBitmap
GuiDisplDGWGuiFocus	32422	GuiFrameWindow	GuiFocus
GuiDisplDGWHandle	32420	GuiFrameWindow	Handle
GuiDisplDGWHard- Copy	32415	GuiFrameWindow	HardCopy
GuiDisplDGWHardCo- pyMem	32441	GuiFrameWindow	HardCopyToMemory
GuiDisplDGWIconic	32400	GuiFrameWindow	Iconic
GuiDisplDGWIconify	32408	GuiFrameWindow	Iconify
GuiDisplDGWIsPopup- Dialog	32427	GuiModalWindow	IsPopupDialog
GuiDisplDGWJump- Backward	32432	GuiFrameWindow	JumpBackward
GuiDisplDGWJumpFor- ward	32431	GuiFrameWindow	JumpForward
GuiDisplDGWMaximize	32410	GuiFrameWindow	Maximize
GuiDisplDGWPopup- DialogText	32428	GuiModalWindow	PopupDialogText
GuiDisplDGWRestore	32409	GuiFrameWindow	Restore
GuiDisplDGWSpyMode	32413	GuiFrameWindow	ElementVisualization- Mode

Member	Value	Base Object	Name
GuiDispIDGWStatusB	32424	GuiMainWindow	StatusbarVisible
GuiDispIDGWSysFocus	32421	GuiFrameWindow	SystemFocus
GuiDispIDGWTabBackward	32430	GuiFrameWindow	TabBackward
GuiDispIDGWTabForward	32429	GuiFrameWindow	TabForward
GuiDispIDGWTitleB	32426	GuiMainWindow	TitlebarVisible
GuiDispIDGWToolB	32423	GuiMainWindow	ToolbarVisible
GuiDispIDGWVKAllowed	32412	GuiFrameWindow	IsKeyAllowed
GuiDispIDGWWPHeight	32417	GuiFrameWindow	WorkingPaneHeight
GuiDispIDGWWPMsgBox	32419	GuiFrameWindow	ShowMessageBox
GuiDispIDGWWPResize	32418	GuiMainWindow	ResizeWorkingPane
GuiDispIDGWWPResizeEx	32442	GuiMainWindow	ResizeWorkingPaneEx
GuiDispIDGWWPWidth	32416	GuiFrameWindow	WorkingPaneWidth
GuiDispIDLIsListBoxActive	32840	GuiSession	IsListBoxActive
GuiDispIDLCursor	32022	GuiLabel	CaretPosition
GuiDispIDLHighlighted	32100	GuiLabel	Highlighted
GuiDispIDLIsLeftLabel	32101	GuiLabel	IsLeftLabel
GuiDispIDLIsRightLabel	32102	GuiLabel	IsRightLabel
GuiDispIDLListBoxCurrEntry	32849	GuiSession	ListBoxCurrEntry
GuiDispIDLListBoxCurrEntryHeight	32848	GuiSession	ListBoxCurrEntryHeight
GuiDispIDLListBoxCurrEntryLeft	32846	GuiSession	ListBoxCurrEntryLeft
GuiDispIDLListBoxCurrEntryTop	32845	GuiSession	ListBoxCurrEntryTop
GuiDispIDLListBoxCurrEntryWidth	32847	GuiSession	ListBoxCurrEntryWidth
GuiDispIDLListBoxHeight	32844	GuiSession	ListBoxHeight
GuiDispIDLListBoxLeft	32842	GuiSession	ListBoxLeft
GuiDispIDLListBoxTop	32841	GuiSession	ListBoxTop

Member	Value	Base Object	Name
GuiDisplDListBox-Width	32843	GuiSession	ListBoxLayout
GuiDisplDLListProperty	32103	GuiSimpleContainer	GetListProperty
GuiDisplDLMaxLength	32012	GuiTextField	MaxLength
GuiDisplDLNumerical	32013	GuiTextFieldI	Numerical
GuiDisplDLSimpleList-Property	32104	GuiSimpleContainer	GetListPropertyNon-Rec
GuiDisplDMsgAs-Popup	34004	GuiStatusbar	MessageAsPopup
GuiDisplDMsgHas-LongText	34005	GuiStatusbar	MessageHasLongText
GuiDisplDMsgId	34001	GuiStatusbar	MessageId
GuiDisplDMsgNumber	34002	GuiStatusbar	MessageNumber
GuiDisplDMsgPar	34003	GuiStatusbar	MessageParameter
GuiDisplDMsgType	34000	GuiStatusbar	MessageType
GuiDisplDOcxCall-backChange	200889		<div style="border: 1px solid #ccc; background-color: #f9f9f9; padding: 5px;"> <p>i Note</p> <p>This raises the SAP_CUS-TOM_DATA_CHANGE event (can be called from ocx for recording purposes)</p> </div>
GuiDisplDOcxControl	271062		<div style="border: 1px solid #ccc; background-color: #f9f9f9; padding: 5px;"> <p>i Note</p> <p>Sends control dispatcher to wrapper</p> </div>
GuiDisplDOcxIsReadOnlyCall	31191		Can be called to check if this OCX method/property is readonly
GuiDisplDOKF1	32351	GuiOkCodeField	PressF1
GuiDisplDOKOpened	32350	GuiOkCodeField	Opened
GuiDisplDRBGroupColl	32504	GuiRadioButton	GroupMembers
GuiDisplDRBGroup-Count	32502	GuiRadioButton	GroupCount

Member	Value	Base Object	Name
GuiDisplDRBGroupPos	32503	GuiRadioButton	GrouPos
GuiDisplDRBSelect	32501	GuiRadioButton	Select
GuiDisplDRBSelected	32500	GuiRadioButton	Selected
GuiDisplDSBDbIClick	32750	GuiStatusbar	DoubleClick
GuiDisplDSBServi- ceReq	32751	GuiStatusbar	ServiceRequestClick
GuiDisplDSBSuppMes- sage	32752	GuiStatusbar	CreateSupportMessa- geClick
GuiDisplDScrollMax	33904	GuiScrollbar	Maximum
GuiDisplDScrollMin	33905	GuiScrollbar	Minimum
GuiDisplDScrollPage	33903	GuiScrollbar	PageSize
GuiDisplDScrollPos	33902	GuiScrollbar	Position
GuiDisplDScrollRange	33900	GuiScrollbar	Range
GuiDisplDSesActivWin	32800	GuiSession	ActiveWindow
GuiDisplDSesBusy	32803	GuiSession	Busy
GuiDisplDSesClearEr- rorList	32825	GuiSession	ClearErrorList
GuiDisplDSesClose	32811	GuiConnection	CloseSession
GuiDisplDSesCmd	32805	GuiSession	SendCommand
GuiDisplDSesCmdA- sync	32806	GuiSession	SendCommandAsync
GuiDisplDSesCreate	32812	GuiSession	CreateSession
GuiDisplDSesEna- bleAccSymbols	32830	GuiSession	AccSymbolReplac- ement
GuiDisplDSesEna- bleAccTabChain	32829	GuiSession	AccEnhancedTabChain
GuiDisplDSesEnable- Jaws	32828	GuiSession	EnableJawsEvents
GuiDisplDSesEndT	32810	GuiSession	EndTransaction
GuiDisplDSesErrorList	32824	GuiSession	ErrorList
GuiDisplDSesFindBy- Pos	32818	GuiSession	FindByPosition
GuiDisplDSesGetOb- jectTree	32835	GuiSession	GetObjectTree
GuiDisplDSesIconDesc	33525	GuiSession	GetIconResource- Name
GuiDisplDSesInfo	32802	GuiSession	Info

Member	Value	Base Object	Name
GuiDisplDSesInfoAppSr	33508	GuiSessionInfo	ApplicationServer
GuiDisplDSesInfoCl	33509	GuiSessionInfo	Client
GuiDisplDSesInfoCP	33512	GuiSessionInfo	Codepage
GuiDisplDSesInfoDis-Rec	33521	GuiSessionInfo	ScriptingModeRecordingDisabled
GuiDisplDSesInfoDyng	33506	GuiSessionInfo	ScreenNumber
GuiDisplDSesInfoFlush	33503	GuiSessionInfo	Flushes
GuiDisplDSesInfoForceNot	33522	GuiSessionInfo	ScriptingModeForceNotification
GuiDisplDSesInfoGrpN	33515	GuiSessionInfo	Group
GuiDisplDSesInfoGuiCP	33523	GuiSessionInfo	GuiCodepage
GuiDisplDSesInfoI18N	33524	GuiSessionInfo	I18NMode
GuiDisplDSesInfoInterpTime	33501	GuiSessionInfo	IntepretationTime
GuiDisplDSesInfoLang	33511	GuiSessionInfo	Language
GuiDisplDSesInfoModeNo	33517	GuiSessionInfo	SessionNumber
GuiDisplDSesInfoMsgSrv	33513	GuiSessionInfo	MessageServer
GuiDisplDSesInfoProg	33505	GuiSessionInfo	Program
GuiDisplDSesInfoReadOnly	33520	GuiSessionInfo	ScriptingModeReadOnly
GuiDisplDSesInfoRound	33504	GuiSessionInfo	RoundTrips
GuiDisplDSesInfoResponseTime	33500	GuiSessionInfo	ResponseTime
GuiDisplDSesInfoSesCtx	33518	GuiSessionInfo	SystemSessionId
GuiDisplDSesInfoSysN	33507	GuiSessionInfo	SystemName
GuiDisplDSesInfoSysNo	33516	GuiSessionInfo	SystemNumber
GuiDisplDSesInfoTrans	33502	GuiSessionInfo	Transaction
GuiDisplDSesInfoUI	33528	GuiSessionInfo	UI_GUIDELINE
GuiDisplDSesInfoUser	33510	GuiSessionInfo	User
GuiDisplDSesInfoWAN	33519	GuiSessionInfo	IsLowSpeedConnection
GuiDisplDSesIsActive	32819	GuiSession	IsActive

Member	Value	Base Object	Name
GuiDisplDSesLockSessionUI	32826	GuiSession	LockSessionUI
GuiDisplDSesPPPSyld	32821	GuiSession	PassportPreSystemId
GuiDisplDSesPPSyld	32822	GuiSession	PassportSystemId
GuiDisplDSesPPTald	32820	GuiSession	PassportTransactionId
GuiDisplDSesProgressPercent	32832	GuiSession	ProgressPercent
GuiDisplDSesProgressText	32833	GuiSession	ProgressText
GuiDisplDSesRecFile	32814	GuiSession	RecordFile
GuiDisplDSesRecord	32804	GuiSession	Record
GuiDisplDSesSaveAsUnicode	32823	GuiSession	SaveAsUnicode
GuiDisplDSesShowKeys	33527	GuiSession	ShowDropdownKeys
GuiDisplDSesStartT	32809	GuiSession	StartTransaction
GuiDisplDSesStdNumFmt	33526	GuiSession	AsStdNumberFormat
GuiDisplDSesSuppressBackendPopups	32834	GuiSession	SuppressBackendPopups
GuiDisplDSesTestTool	32813	GuiSession	TestToolMode
GuiDisplDSesUnlockSessionUI	32827	GuiSession	UnlockSessionUI
GuiDisplDSesVKey	32808	GuiFrameWindow	SendVKey
GuiDisplDSesVKeyDesc	32817	GuiSession	GetVKeyDescription
GuiDisplDSHSelCtxtMenIt	34100	GuiShell	SelectContextMenuItem
GuiDisplDSHSelCtxtMenItPos	34102	GuiShell	SelectContextMenuItemByPosition
GuiDisplDSHSelCtxtMenItTxt	34101	GuiShell	SelectContextMenuItemByText
GuiDisplDSplitterIsVertical	34400	GuiSplit / GuiSplitterContainer	IsVertical
GuiDisplDSplitterSashPosition	34401	GuiSplitterContainer	SashPosition
GuiDisplDTableColFixed	33421	GuiTableControl	Fixed
GuiDisplDTableColSelected	33422	GuiTableControl	Selected

Member	Value	Base Object	Name
GuiDisplDTableColSelectMode	33401	GuiTableControl	ColSelectMode
GuiDisplDTableColTitle	33420	GuiTableControl	Title
GuiDisplDTableColumns	33402	GuiTableControl	Columns
GuiDisplDTableConfigureLayout	33406	GuiTableControl	ConfigureLayout
GuiDisplDTableCurrentCol	33410	GuiTableControl	CurrentCol
GuiDisplDTableCurrentRow	33411	GuiTableControl	CurrentRow
GuiDisplDTableDeselectAllCols	33414	GuiTableControl	DeselectAllColumns
GuiDisplDTableFieldName	33409	GuiTableControl	TableFieldName
GuiDisplDTableLeftTab	33200	GuiTabStrip	LeftTab
GuiDisplDTableGetCell	33415	GuiTableControl	GetCell
GuiDisplDTableReorderTable	33405	GuiTableControl	RecorderTable
GuiDisplDTableRowCount	33412	GuiTableControl	RowCount
GuiDisplDTableRows	33404	GuiTableControl	Rows
GuiDisplDTableRowSelectable	33431	GuiTableRow	Selectable
GuiDisplDTableRowSelected	33430	GuiTableRow	Selected
GuiDisplDTableRowSelectableMode	33403	GuiTableControl	RowSelectMode
GuiDisplDTableSelectAllCols	33408	GuiTableControl	SelectAllColumns
GuiDisplDTableVisibleRowCount	33413	GuiTableControl	VisibleRowCount
GuiDisplDTableSelectedTab	33201	GuiTabStrip	SelectedTab
GuiDisplDTBSelect	32700	GuiTab	Select
GuiDisplDTBToLeft	32701	GuiTab	ScrollToLeft
GuiDisplDTHistoryCurrentEntry	32057	GuiTextField	HistoryCurEntry
GuiDisplDTHistoryCurrentIndex	32056	GuiTextField	HistoryCurIndex

Member	Value	Base Object	Name
GuiDisplDTHistoryIsActive	32054	GuiTextField	HistoryIsActive
GuiDisplDTHistoryList	32055	GuiTextField	HistoryList
GuiDisplDTIsOField	32067	GuiTextField	IsOField
GuiDisplDTRequired	32014	GuiTextField	Required
GuiDisplDUtilCloseFile	34202	GuiUtils	CloseFile
GuiDisplDUtilMsgBox	34200	GuiUtils	ShowMessageBox
GuiDisplDUtilMsgOptOK	34220	GuiUtils	MESSAGE_OPTION_OK
GuiDisplDUtilMsgOptOKCan	34222	GuiUtils	MESSAGE_TYPE_OK-CANCEL
GuiDisplDUtilMsgOptYesNo	34221	GuiUtils	MES-SAGE_TYPE_YESNO
GuiDisplDUtilMsgResCancel	34230	GuiUtils	MESSAGE_RESULT_CANCEL
GuiDisplDUtilMsgResNo	34233	GuiUtils	MESSAGE_RESULT_NO
GuiDisplDUtilMsgResOK	34231	GuiUtils	MESSAGE_TYPE_OK
GuiDisplDUtilMsgResYes	34232	GuiUtils	MESSAGE_TYPE_YES
GuiDisplDUtilMsgTypeE	34208	GuiUtils	MESSAGE_TYPE_ERROR
GuiDisplDUtilMsgTypeI	34205	GuiUtils	MESSAGE_TYPE_INFORMATION
GuiDisplDUtilMsgTypeP	34209	GuiUtils	MES-SAGE_TYPE_PLAIN
GuiDisplDUtilMsgTypeQ	34206	GuiUtils	MES-SAGE_TYPE_QUESTION
GuiDisplDUtilMsgTypeW	34207	GuiUtils	MES-SAGE_TYPE_WARNING
GuiDisplDUtilOpenFile	34201	GuiUtils	OpenFile
GuiDisplDUtilWriteFile	34203	GuiUtils	Write
GuiDisplDUtilWriteLnFile	34204	GuiUtils	WriteLine

1.4.6 GuiMessageBoxOption

Members

Member	Value	Description
MSG_OPTION_OK	0	Constant value to be used when calling the showMessageBox method. Using this value will display an 'OK' button only. (0)
MSG_OPTION_OKCANCEL	2	Constant value to be used when calling the showMessageBox method. Using this value will display an 'OK' button and a 'Cancel' button. (2)
MSG_OPTION_YESNO	1	Constant value to be used when calling the showMessageBox method. Using this value will display a 'Yes' button and a 'No' button. (1)

1.4.7 GuiMessageBoxResult

Members

Member	Value	Description
MSG_RESULT_CANCEL	0	Constant value to be used as a return value by the showMessageBox method. This value is returned when the 'Cancel' button has been pressed. (0)
MSG_RESULT_NO	3	Constant value to be used as a return value by the showMessageBox method. This value is returned when the 'No' button has been pressed. (3)
MSG_RESULT_OK	1	Constant value to be used as a return value by the showMessageBox method. This value is returned when the 'OK' button has been pressed. (1)
MSG_RESULT_YES	2	Constant value to be used as a return value by the showMessageBox method. This value is returned when the 'Yes' button has been pressed. (2)

1.4.8 GuiMessageBoxType

Members

Member	Value	Description
MSG_TYPE_ERROR	3	Constant value to be used when calling the showMessageBox method. Using this value will display a stop sign as the message box icon. (3)
MSG_TYPE_INFORMATION	0	Constant value to be used when calling the showMessageBox method. Using this value will display the letter 'i' as the message box icon. (0)
MSG_TYPE_PLAIN	4	Constant value to be used when calling the showMessageBox method. Using this value will display no message box icon. (4)
MSG_TYPE_QUESTION	1	Constant value to be used when calling the showMessageBox method. Using this value will display a question mark as the message box icon. (1)
MSG_TYPE_WARNING	2	Constant value to be used when calling the showMessageBox method. Using this value will display an exclamation mark as the message box icon. (2)

1.4.9 GuiScrollbarType

Members

Member	Value
GuiScrollbarTypeHorizontal	2
GuiScrollbarTypeUnknown	0
GuiScrollbarTypeVertical	1

1.4.10 GuiTableSelectionType

Members

Member	Value	Description
MULTIPLE_INTERVAL_SELECTION	2	Several columns/rows can be selected. (2)
NO_SELECTION	0	No selection possible. (0)

Member	Value	Description
SINGLE_SELECTION	1	One column/row can be selected. (1)

2 SAP GUI Scripting ROT Entry Helper

Description

This is a helper library that contains just one object. It is used to allow COM clients to access a running SAP GUI process.

Remarks

Some scripting languages do not allow accessing an entry in the Running Object Table. Even though they may offer a 'GetObject' function, this function will then only support accessing files in the file system or creating COM objects using the COM progid. In this case you need to start by creating another helper object, CSapROTWrapper, which in turn allows you to access the ROT entry for SAP GUI.

2.1 SapGuiAuto Object

Description

This object is registered in the Windows Running Object Table whenever one of the SAP GUI processes `saplogon.exe`, `saplgpad.exe`, `sapguiserver.exe` or `sapgui.exe` runs, assuming that SAP GUI Scripting is installed on the client PC. Please, also note the limitation documented in SAP Note [587202](#) regarding the usage of multiple instances of `sapgui.exe` and `sapguiserver.exe`.

i Note

For access, `saplogon.exe`, `saplgpad.exe`, and `sapgui.exe` will be registered as "SAPGUI" within the Windows Running Object Table, whereas `sapguiserver.exe` is registered as SAPGUISEVER.

Methods

Method	Syntax
<p>GetScriptingEngine</p> <p>This method returns the GuiApplication COM interface for the currently running SAP GUI process.</p>	<p>Visual Basic</p> <pre data-bbox="815 510 1394 577">Public Function GetScriptingEngine() As Object</pre> <p>Return Type: GuiApplication</p>
<p>❖ Example</p> <p>Visual Basic Script (Visual Basic)</p> <pre data-bbox="236 752 660 853">Set SapGuiAuto = GetObject("SAPGUI") Set application = SapGuiAuto.GetScriptingEngine</pre> <p>WinBatch by Wilson WindowWare (Visual Basic)</p> <pre data-bbox="236 954 715 1032">SapGuiAuto = ObjectGet("SAPGUI"); Application = SapGuiAuto.GetScriptingEngine;</pre>	

3 SAP GUI Scripting ROT Access Helper

Description

This library contains just one object. It is required in cases where the scripting engine does not allow accessing entries in the Running Object Table. This is for example the case for the following engines

- JAWS script, the scripting language of the JAWS Screenreader, by Freedom Scientific
- Autolt, a freeware Windows automation language

For these languages you need to create a CSapROTWrapper object first, before you can access the ROT entry and get the GuiApplication interface of the running SAP GUI process.

3.1 CSapROTWrapper Object

Methods

Method	Syntax	Parameter
<p>GetROTEntry</p> <p>This method returns the ROT entry of SAP GUI.</p>	<pre>Public Function GetROTEntry(_ ByVal strDisplayName As String _) As Object</pre>	<p><i>strDisplayName</i></p>
<p>❖ Example</p> <p>Accessing the GuiApplication interface for the running SAP GUI process from Autolt</p> <p>Autolt (Visual Basic)</p> <pre>Dim \$Wrapper = ObjCreate ("SapROTWr.SapROTWrapper") Dim \$RotSAPGUI = \$Wrapper.GetROTEntry ("SAPGUI") Dim \$Application = \$RotSAPGUI.GetScriptingEngine()</pre> <p>Accessing the GuiApplication interface for the running SAP GUI process from JAWS</p> <p>JAWS Script (Visual Basic)</p> <pre>Object Wrapper, Object RotSAPGUI, Object SAPGUI Let Wrapper = CreateObject ("SapROTWr.SapROTWrapper") Let RotSAPGUI = Wrapper.GetROTEntry ("SAPGUI") Let SAPGUI = RotSAPGUI.GetScriptingEngine</pre> <p>Accessing the GuiSession interface for the running SAP GUI process from a Yahoo widget</p> <p>Yahoo Widget (Visual Basic)</p> <pre>var Wrapper = COM.createObject("SapROTWr.SapRO TWrapper"); var SapGuiAuto = Wrapper.GetROTEntry("SAPGUI"); var GuiApplication = SapGuiAuto.GetScriptingEngine(); var GuiConnection = GuiApplication.OpenConnection("My System"); var AllSessions = GuiConnection.Children; var GuiSession = AllSessions.ElementAt (0);</pre>		

Syntax

Method

Visual Basic

Parameter



```
alert( "Session: " +  
GuiSession.Id);
```

Important Disclaimers and Legal Information

Hyperlinks

Some links are classified by an icon and/or a mouseover text. These links provide additional information.

About the icons:

- Links with the icon : You are entering a Web site that is not hosted by SAP. By using such links, you agree (unless expressly stated otherwise in your agreements with SAP) to this:
 - The content of the linked-to site is not SAP documentation. You may not infer any product claims against SAP based on this information.
 - SAP does not agree or disagree with the content on the linked-to site, nor does SAP warrant the availability and correctness. SAP shall not be liable for any damages caused by the use of such content unless damages have been caused by SAP's gross negligence or willful misconduct.
- Links with the icon : You are leaving the documentation for that particular SAP product or service and are entering a SAP-hosted Web site. By using such links, you agree that (unless expressly stated otherwise in your agreements with SAP) you may not infer any product claims against SAP based on this information.

Videos Hosted on External Platforms

Some videos may point to third-party video hosting platforms. SAP cannot guarantee the future availability of videos stored on these platforms. Furthermore, any advertisements or other content hosted on these platforms (for example, suggested videos or by navigating to other videos hosted on the same site), are not within the control or responsibility of SAP.

Beta and Other Experimental Features

Experimental features are not part of the officially delivered scope that SAP guarantees for future releases. This means that experimental features may be changed by SAP at any time for any reason without notice. Experimental features are not for productive use. You may not demonstrate, test, examine, evaluate or otherwise use the experimental features in a live operating environment or with data that has not been sufficiently backed up.

The purpose of experimental features is to get feedback early on, allowing customers and partners to influence the future product accordingly. By providing your feedback (e.g. in the SAP Community), you accept that intellectual property rights of the contributions or derivative works shall remain the exclusive property of SAP.

Example Code

Any software coding and/or code snippets are examples. They are not for productive use. The example code is only intended to better explain and visualize the syntax and phrasing rules. SAP does not warrant the correctness and completeness of the example code. SAP shall not be liable for errors or damages caused by the use of example code unless damages have been caused by SAP's gross negligence or willful misconduct.

Bias-Free Language

SAP supports a culture of diversity and inclusion. Whenever possible, we use unbiased language in our documentation to refer to people of all cultures, ethnicities, genders, and abilities.

© 2022 SAP SE or an SAP affiliate company. All rights reserved.

No part of this publication may be reproduced or transmitted in any form or for any purpose without the express permission of SAP SE or an SAP affiliate company. The information contained herein may be changed without prior notice.

Some software products marketed by SAP SE and its distributors contain proprietary software components of other software vendors. National product specifications may vary.

These materials are provided by SAP SE or an SAP affiliate company for informational purposes only, without representation or warranty of any kind, and SAP or its affiliated companies shall not be liable for errors or omissions with respect to the materials. The only warranties for SAP or SAP affiliate company products and services are those that are set forth in the express warranty statements accompanying such products and services, if any. Nothing herein should be construed as constituting an additional warranty.

SAP and other SAP products and services mentioned herein as well as their respective logos are trademarks or registered trademarks of SAP SE (or an SAP affiliate company) in Germany and other countries. All other product and service names mentioned are the trademarks of their respective companies.

Please see <https://www.sap.com/about/legal/trademark.html> for additional trademark information and notices.