



Getting Started | PUBLIC

Document Version: 8.0 – 2023-11-02

Getting Started With SAP S/4HANA 2020

Content

- 1 Getting Started. 4**
- 2 Moving to SAP S/4HANA. 5**
 - 2.1 SAP S/4HANA Cloud editions. 9
- 3 SAP S/4HANA System Landscape Information. 10**
- 4 SAP S/4HANA User Assistance Overview. 12**

Document History

Version	Date	Description
1.0	October 07, 2020	Version for SAP S/4HANA 2020 FPS00.
1.1	February 02, 2021	Updated SAP S/4HANA Cloud editions [page 9] .
2.0	February 24, 2021	Version for SAP S/4HANA 2020 FPS01.
3.0	May 26, 2021	Version for SAP S/4HANA 2020 FPS02.
4.0	November 03, 2021	Version for SAP S/4HANA 2020 SPS03.
5.0	May 04, 2022	Version for SAP S/4HANA 2020 SPS04.
6.0	November 02, 2022	Version for SAP S/4HANA 2020 SPS05.
7.0	May 03, 2023	Version for SAP S/4HANA 2020 SPS06.
7.1	July 13, 2023	Minor corrections.
8.0	November 02, 2023	Version for SAP S/4HANA 2020 SPS07.

1 Getting Started

This guide is the main entry point to the user assistance for SAP S/4HANA 2020. It provides you with the following information:

- An overview of the various options available to new customers or existing SAP Business Suite customers to move to SAP S/4HANA, see [Moving to SAP S/4HANA \[page 5\]](#).
- [SAP S/4HANA System Landscape Information \[page 10\]](#)
- An overview of the available user assistance and where to find it, see [SAP S/4HANA User Assistance Overview \[page 12\]](#).

You will also find links to more detailed information on SAP S/4HANA throughout this guide.

2 Moving to SAP S/4HANA

There are three typical ways for you to move to SAP S/4HANA 2020 from SAP Business Suite (SAP Enterprise Resource Planning), and you can also, of course, do an upgrade from lower SAP S/4HANA releases or an update to a higher feature package stack.

1 System Conversion

This option is relevant if you are an existing SAP Business Suite customer wanting to change your system to an SAP S/4HANA system. You find detailed information about how to plan and realize your conversion in the *Conversion Guide for SAP S/4HANA* at https://help.sap.com/s4hana_op_2020 ► *Implement* ► *Guides* ▾. Here you find a high-level overview of the main points to be considered for a system conversion:

- Some prerequisites:
 - Your system has to be on Unicode.
 - Dual-stack systems are not supported by SAP S/4HANA. If you want to convert from a dual-stack system, you first have to do a dual-stack split.
 - For a single-step approach, your start release must be SAP Enterprise Resource Planning 6.0 enhancement packages 0-8, but there are restrictions for some service pack levels. For more information, see SAP Note [2943206](#) 📄.

Other supported start releases:

- SAP Suite on SAP HANA
- SAP Simple Finance 1.0
- SAP Simple Finance, on-premise edition 1503
- SAP S/4HANA Finance 1605

i Note

For detailed information about Finance conversion paths, see SAP Note [2261242](#) 📄.

i Note

If your system is an earlier SAP Business Suite release, you can move to SAP S/4HANA in a two-step approach.


- Conversion Assets
 - Simplification Item Catalog
When converting an existing SAP Suite System to SAP S/4HANA in your system landscape, you need to do some adaptations, for example, you need to convert your existing business processes to the simplified SAP S/4HANA processes. Some of the SAP Business Suite processes are no longer supported, some have been changed, and there are also new processes. How to convert your existing processes to the SAP S/4HANA processes is described by simplification items. You can search and browse the simplification items using the online *Simplification Item Catalog* at <https://launchpad.support.sap.com/#/sic/> 📄.

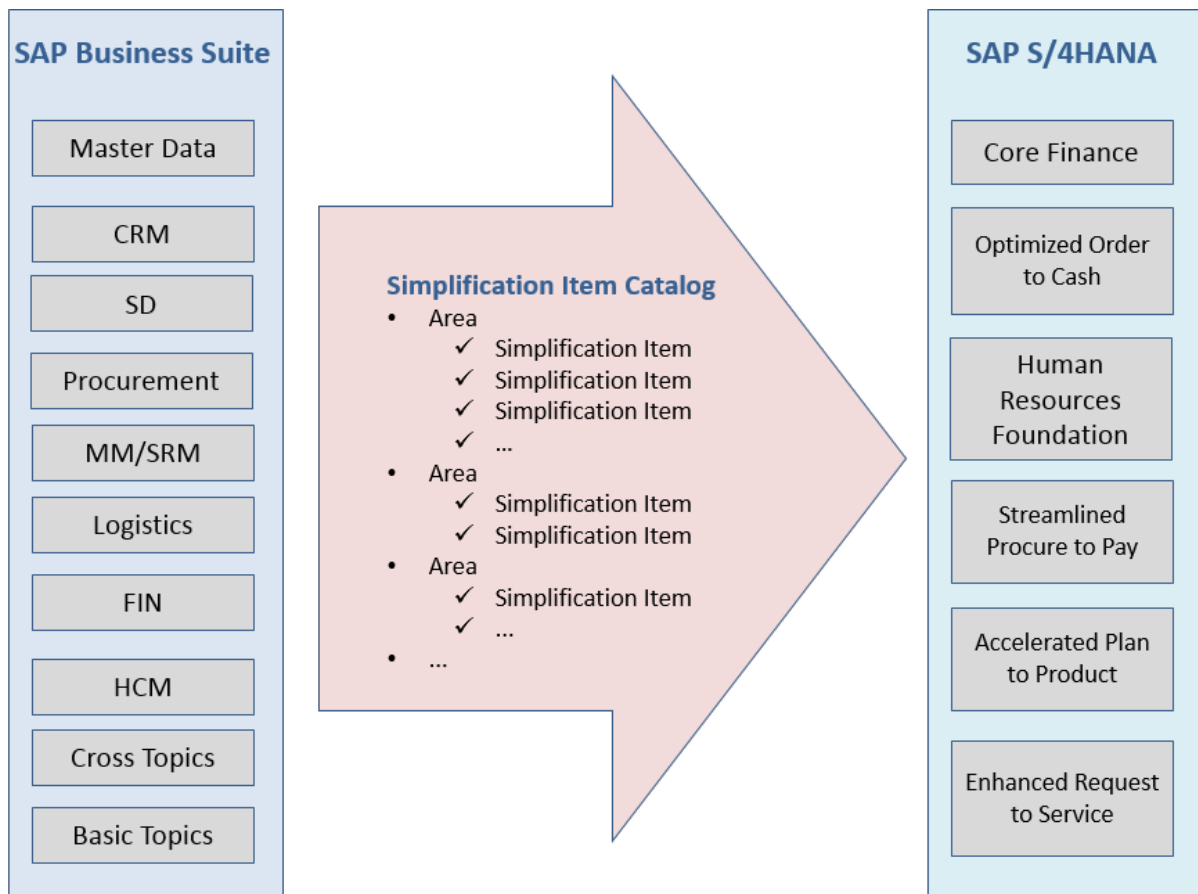
- **SAP Readiness Check**
This tool analyzes your SAP ERP 6.0 system and highlights important aspects of the conversion to SAP S/4HANA, such as identification of relevant simplification items, high-level custom code analysis, add-on compatibility, sizing, and more.
For more information, see https://help.sap.com/viewer/p/SAP_READINESS_CHECK.
- **Simplification Item Check (SI Check) and Custom Code Checks**
SAP provides the Simplification Item Check (SI Check) and custom code checks that you need to run before doing the conversion.

→ Recommendation

We recommend to run the Maintenance Planner, SI-Check and Custom Code Migration worklists early on in the system conversion project, so that you get an overview of the adaptations your systems require during the conversion - you find detailed information about these tasks in the *Conversion Guide for SAP S/4HANA* at https://help.sap.com/s4hana_op_2020 ► *Implement > Guides* ►.

We also recommend for you to check the SAP Roadmap Viewer at <https://roadmapviewer-supportportal.dispatcher.hana.ondemand.com/>.

- **Software Update Manager**
 - The conversion to SAP S/4HANA, on-premise edition is done using the Software Update Manager tool.
 - If your system is not yet on SAP HANA, the SUM tool also takes care of your database migration.
- **Conversion follow-on activities**
After the technical conversion with the SUM tool is finished, you need to do some follow-on tasks.
- **Installation of SAP Fiori for SAP S/4HANA 2020**
To get the full user experience innovation with SAP S/4HANA you have to install and configure SAP Fiori for SAP S/4HANA 2020.
For more information, see https://help.sap.com/s4hana_op_2020 ► *Use > Product Assistance > English > SAP S/4HANA > Enterprise Technology > SAP Fiori > SAP Fiori Overview* ►.
- **Sizing information**
 - https://help.sap.com/viewer/product/SAP_S4H_SIZING/SIZING/en-US
 - SAP Note [1872170](#) 



Mapping of processes from an existing SAP Business Suite system to SAP S/4HANA

2 Selective Data Transition

This option covers the migration of relevant business data from SAP ERP to SAP S/4HANA. It allows you to combine the redesign of business processes with the possibility of keeping selected historical data. The migration process can include many options related to the handling of software and data provisioning. It is realized through a combination of standard functions also available with a new implementation or system conversion in addition to complementary expert functions which are not generally available.

SAP strongly advises you to engage SAP Digital Business Services or specialized SAP Partners equipped with the necessary tools and experience for such an approach.

For more information, see the documentation for the options system conversion and new implementation in this guide.

3 New Implementation

This option is relevant if you are a new SAP customer (coming from different legacy systems) or an existing SAP Business Suite customer who wants to start with a new installation of SAP S/4HANA 2020. This option

also allows you to migrate master and transactional data from your legacy systems and consists of the following main steps:

- Installation of SAP S/4HANA 2020
- Installation of SAP Fiori for SAP S/4HANA 2020
- If needed: migration of legacy data
For the migration of legacy data to SAP S/4HANA, SAP provides the SAP S/4HANA migration cockpit. It helps you to transfer your master data and business data from SAP systems and non-SAP systems to SAP S/4HANA. The cockpit is available as part of SAP S/4HANA and is included in the SAP S/4HANA license. For more information about the migration cockpit, see the *Installation Guide for SAP S/4HANA*.

Documentation of the New Implementation

The system installation is described in the *Installation Guide for SAP S/4HANA* at https://help.sap.com/s4hana_op_2020 ► *Implement* ► *Guides* ►.

Configuring the New Implementation

After you have installed SAP S/4HANA 2020, you have a number of options how to proceed with the system configuration:

1. You follow SAP Activate and SAP Best Practices to guide you through your system configuration, see the information at <https://me.sap.com/processnavigator> ►.

i Note

We strongly recommend that you use SAP Activate and SAP Best Practices as this will simplify both the initial implementation process and future updates of your software.

For more information, see also: [Activate Roadmap](#)

2. You use SAP Activate and SAP Best Practices as templates for your system configuration and make changes using the Implementation Guide (IMG). This allows you to adapt the SAP-delivered configuration settings to your specific requirements.
3. You use only the Implementation Guide (IMG) to configure your system.

4 Upgrade and Update

If you are already on a lower SAP S/4HANA release, you can upgrade to SAP S/4HANA 2020 (any available feature or support package stack). If you are on a lower feature or support package stack of SAP S/4HANA 2020, you can do an update to a higher one.

The system upgrade is described in the *Upgrade Guide for SAP S/4HANA* at https://help.sap.com/s4hana_op_2020 ► *Implement* ► *Guides* ►.

For information on the update, see the section *Applying the Latest Kernel and Support Package Stacks* in the *Installation Guide for SAP S/4HANA* at https://help.sap.com/s4hana_op_2020 ► *Implement* ► *Guides* ►.

For more information about the configuration, see also the documentation above, under *Configuring the New Implementation*.

2.1 SAP S/4HANA Cloud editions

As an alternative to deploying an on-premise SAP S/4HANA solution (as is described in the section [Moving to SAP S/4HANA \[page 5\]](#)), you have the following options:

- SAP S/4HANA Cloud, public edition, see also https://help.sap.com/docs/SAP_S4HANA_CLOUD
- SAP S/4HANA Cloud, private edition, see also https://help.sap.com/docs/SAP_S4HANA_CLOUD_PE

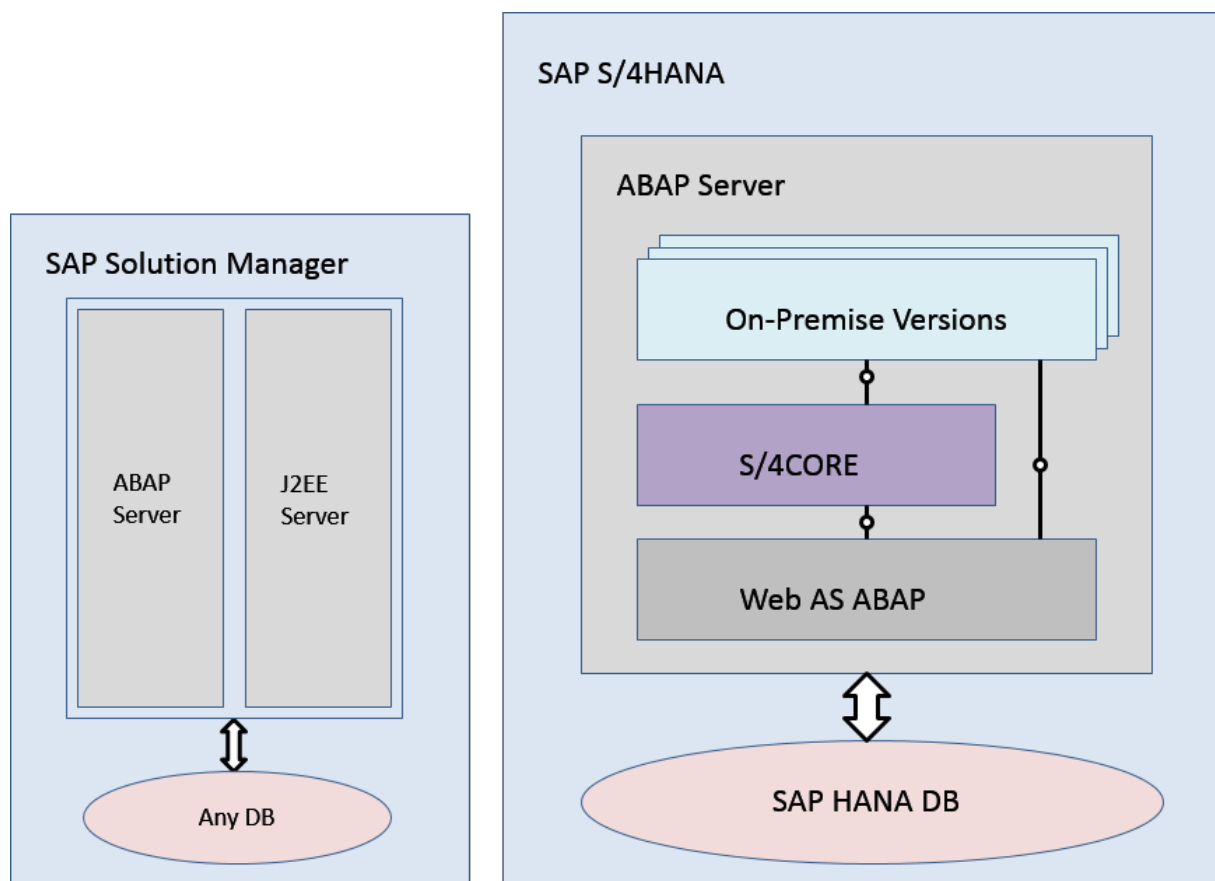
For more information about these editions, you also have the option to contact your SAP Account Executive.

3 SAP S/4HANA System Landscape Information

There are various ways of deploying SAP S/4HANA in your new or already existing system landscape. This section describes some examples.

Example: SAP S/4HANA New Installation

A new installation of SAP S/4HANA needs to run on the SAP HANA database. It is recommended to use the SAP Solution Manager, which can run on any database. This very simple landscape can be enhanced with the SAP cloud solutions and SAP Business Suite products.



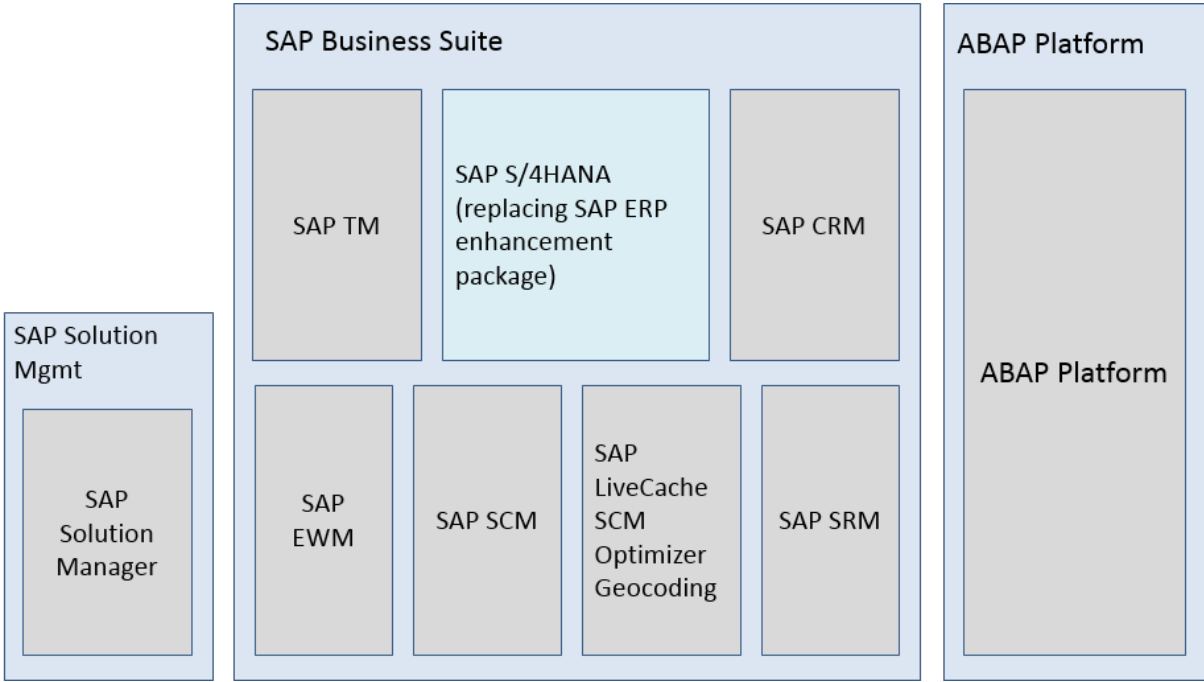
Simple SAP S/4HANA Deployment

Example: SAP S/4HANA in an SAP Business Suite Landscape

It is possible to integrate SAP S/4HANA into an existing SAP Business Suite landscape by replacing the SAP ERP enhancement package product with SAP S/4HANA. When performing this conversion in your system

landscape, you need to do some adaptations, for example you need to convert some of your existing business processes to the simplified SAP S/4HANA processes. Some of the SAP Business Suite processes are no longer supported, some have been changed, and there are also new processes. How to convert your existing processes to the SAP S/4HANA processes is described in the *Simplification Item Catalog*.

For more information about the *Simplification Item Catalog*, see the *Conversion Guide for SAP S/4HANA* at https://help.sap.com/s4hana_op_2020 ► *Implement* ► *Guides* ►.



Example SAP Business Suite landscape with an embedded SAP S/4HANA system

More Information

For more information about SAP Fiori for SAP S/4HANA see SAP Note [2590653](#).

4 SAP S/4HANA User Assistance Overview

The central entry point where you can find SAP S/4HANA user assistance is the SAP Help Portal at https://help.sap.com/s4hana_op_2020. At this address, you can find, for example, the following documents:

i Note

This overview only shows the most important content on the SAP Help Portal. Please visit the page itself to see all the available content: https://help.sap.com/s4hana_op_2020.

Getting Started, on the tab Discover

Documents	Descriptions
Getting Started Guide	This guide.
Feature Scope Description	Contains a description of the features included in the software.

What's New, on the tab What's New

Documents	Descriptions
What's New	Information about new and changed features, available via PDF documents or the What's New Viewer tool.

Guides, on the tab Implement

Documents	Descriptions
Installation Guide	Contains information about how to install SAP S/4HANA.
Upgrade Guide	Contains information about how to upgrade to SAP S/4HANA.
Conversion Guide	Contains information on how to do a system conversion to SAP S/4HANA from an existing SAP Business Suite system.
Security Guide	Contains security information for SAP S/4HANA.
Operations Guide	Contains information about how to operate your productive SAP S/4HANA system.

Conversion and Upgrade Assets, on the tab Implement

Documents/Tools	Descriptions
Simplification Item Catalog	Tool that allows you to browse and search for simplification items which you have to consider in an implementation or migration project from an SAP ERP 6.x release to SAP S/4HANA.
Simplification List for SAP S/4HANA	A document version of the Simplification Item Catalog.
SAP Readiness Check	Tool that analyzes your SAP ERP 6.0 system and highlights important aspects of the conversion to SAP S/4HANA, such as the identification of relevant simplification items and other considerations.
Custom Code Migration Guide for SAP S/4HANA	Provides instructions on how to adapt custom code in the context of a system conversion to SAP S/4HANA.

Data Migration, on the tab Implement

Document/Tool	Description
Data Migration	Tool and documentation about the migration of data from legacy systems to SAP S/4HANA.

Product Assistance, on the tab Use

Document	Description
Product Assistance	Contains application help for the SAP S/4HANA functions.

i Note

With SAP S/4HANA 2020 the content of the *UI Technology Guide for SAP S/4HANA* has moved to the product assistance: https://help.sap.com/s4hana_op_2020 ► Use ► Product Assistance ► English ► SAP S/4HANA ► Enterprise Technology ► SAP Fiori ► SAP Fiori Overview ►.

Information for Partners, on the tab Implement

Document	Description
SAP S/4HANA Requirements for Partner Solutions	-




Training and Education, on the tab Learn and Get Certified

Leaning Journeys	Description
SAP S/4HANA Learning Journeys	Interactive learning content.

i Note

The tab *Integrate* contains a lot of information about SAP products that can be integrated with SAP S/4HANA. Please check the page for up-to-date information.

Additional Information



Document	Description
Release Information Note	SAP Note 2884313  .
Release Restriction Note	SAP Note 2943206  .
Compatibility Scope Matrix for SAP S/4HANA	SAP Note 2269324  and an overview document.

Important Disclaimers and Legal Information

Hyperlinks

Some links are classified by an icon and/or a mouseover text. These links provide additional information.

About the icons:

- Links with the icon : You are entering a Web site that is not hosted by SAP. By using such links, you agree (unless expressly stated otherwise in your agreements with SAP) to this:
 - The content of the linked-to site is not SAP documentation. You may not infer any product claims against SAP based on this information.
 - SAP does not agree or disagree with the content on the linked-to site, nor does SAP warrant the availability and correctness. SAP shall not be liable for any damages caused by the use of such content unless damages have been caused by SAP's gross negligence or willful misconduct.
- Links with the icon : You are leaving the documentation for that particular SAP product or service and are entering an SAP-hosted Web site. By using such links, you agree that (unless expressly stated otherwise in your agreements with SAP) you may not infer any product claims against SAP based on this information.

Videos Hosted on External Platforms

Some videos may point to third-party video hosting platforms. SAP cannot guarantee the future availability of videos stored on these platforms. Furthermore, any advertisements or other content hosted on these platforms (for example, suggested videos or by navigating to other videos hosted on the same site), are not within the control or responsibility of SAP.

Beta and Other Experimental Features

Experimental features are not part of the officially delivered scope that SAP guarantees for future releases. This means that experimental features may be changed by SAP at any time for any reason without notice. Experimental features are not for productive use. You may not demonstrate, test, examine, evaluate or otherwise use the experimental features in a live operating environment or with data that has not been sufficiently backed up.

The purpose of experimental features is to get feedback early on, allowing customers and partners to influence the future product accordingly. By providing your feedback (e.g. in the SAP Community), you accept that intellectual property rights of the contributions or derivative works shall remain the exclusive property of SAP.

Example Code

Any software coding and/or code snippets are examples. They are not for productive use. The example code is only intended to better explain and visualize the syntax and phrasing rules. SAP does not warrant the correctness and completeness of the example code. SAP shall not be liable for errors or damages caused by the use of example code unless damages have been caused by SAP's gross negligence or willful misconduct.

Bias-Free Language

SAP supports a culture of diversity and inclusion. Whenever possible, we use unbiased language in our documentation to refer to people of all cultures, ethnicities, genders, and abilities.

© 2023 SAP SE or an SAP affiliate company. All rights reserved.

No part of this publication may be reproduced or transmitted in any form or for any purpose without the express permission of SAP SE or an SAP affiliate company. The information contained herein may be changed without prior notice.

Some software products marketed by SAP SE and its distributors contain proprietary software components of other software vendors. National product specifications may vary.

These materials are provided by SAP SE or an SAP affiliate company for informational purposes only, without representation or warranty of any kind, and SAP or its affiliated companies shall not be liable for errors or omissions with respect to the materials. The only warranties for SAP or SAP affiliate company products and services are those that are set forth in the express warranty statements accompanying such products and services, if any. Nothing herein should be construed as constituting an additional warranty.

SAP and other SAP products and services mentioned herein as well as their respective logos are trademarks or registered trademarks of SAP SE (or an SAP affiliate company) in Germany and other countries. All other product and service names mentioned are the trademarks of their respective companies.

Please see <https://www.sap.com/about/legal/trademark.html> for additional trademark information and notices.