



GETTING STARTED | PUBLIC

Document Version: 1.0 – 2018-10-01

# Getting Started With SAP S/4HANA 1709

# Content

- 1 **Getting Started. . . . . 4**
- 2 **Moving to SAP S/4HANA. . . . . 5**
- 3 **SAP S/4HANA System Landscape Information. . . . . 9**
- 4 **SAP S/4HANA User Assistance Overview. . . . . 11**

# Document History

Version	Date	Description
1.0	September 15, 2017	First published version.
1.0	May 03, 2018	Minor updates.
1.0	October 01, 2018	Minor corrections.

# 1 Getting Started

This guide is the main entry point to the user assistance for SAP S/4HANA 1709. It provides you with the following information:

- An overview of the various options available to new customers or existing SAP Business Suite customers to move to SAP S/4HANA, see [Moving to SAP S/4HANA \[page 5\]](#).
- [SAP S/4HANA System Landscape Information \[page 9\]](#)
- An overview of the available user assistance and where to find it, see [SAP S/4HANA User Assistance Overview \[page 11\]](#).

You will also find links to more detailed information on SAP S/4HANA throughout this guide.

## 2 Moving to SAP S/4HANA

There are three typical ways for you to move to SAP S/4HANA 1709 from SAP Business Suite (SAP Enterprise Resource Planning), and you can also, of course, do an upgrade from SAP S/4HANA, on-premise edition 1511 or 1610.

### 1 System Conversion

This option is relevant if you are an existing SAP Business Suite customer wanting to change your system to an SAP S/4HANA system. You find detailed information about how to plan and realize your conversion in the *Conversion Guide for SAP S/4HANA 1709* at [http://help.sap.com/s4hana\\_op\\_1709](http://help.sap.com/s4hana_op_1709) ► [Product Documentation](#) 📄. Here you find a high-level overview of the main points to be considered for a system conversion:

- Some prerequisites:
  - Your system has to be on Unicode.
  - Dual-stack systems are not supported by SAP S/4HANA. If you want to convert from a dual-stack system, you first have to do a dual-stack split.
  - For a single-step approach, your start release must be SAP Enterprise Resource Planning 6.0 enhancement packages 0-8, but there are restrictions for some service pack levels. For more information, see SAP Note [2491467](#) 📄.

Other supported start releases:

- SAP Suite on SAP HANA
- SAP Simple Finance 1.0
- SAP Simple Finance, on-premise edition 1503
- SAP S/4HANA Finance 1605

#### i Note

For detailed information about Finance conversion paths, see SAP Note [2261242](#) 📄.

#### i Note

If your system is an earlier SAP Business Suite release, you can move to SAP S/4HANA 1709 in a two-step approach.

- Conversion Assets
  - Simplification Item Catalog  
When converting an existing SAP Suite System to SAP S/4HANA in your system landscape, you need to do some adaptations, for example, you need to convert your existing business processes to the simplified SAP S/4HANA processes. Some of the SAP Business Suite processes are no longer supported, some have been changed, and there are also new processes. How to convert your existing processes to the SAP S/4HANA processes is described by simplification items. You can search and browse the simplification items using the online *Simplification Item Catalog* at <https://launchpad.support.sap.com/#/sic/> 📄.

- SAP Readiness Check  
This tool analyzes your SAP ERP 6.0 system and highlights important aspects of the conversion to SAP S/4HANA, such as identification of relevant simplification items, high-level custom code analysis, add-on compatibility, sizing, and more.  
For more information, see [https://help.sap.com/viewer/p/SAP\\_READINESS\\_CHECK](https://help.sap.com/viewer/p/SAP_READINESS_CHECK).
- Simplification Item Check (SI Check) and Custom Code Checks  
SAP provides the Simplification Item Check (SI Check) and custom code checks that you need to run before doing the conversion.

#### → Recommendation

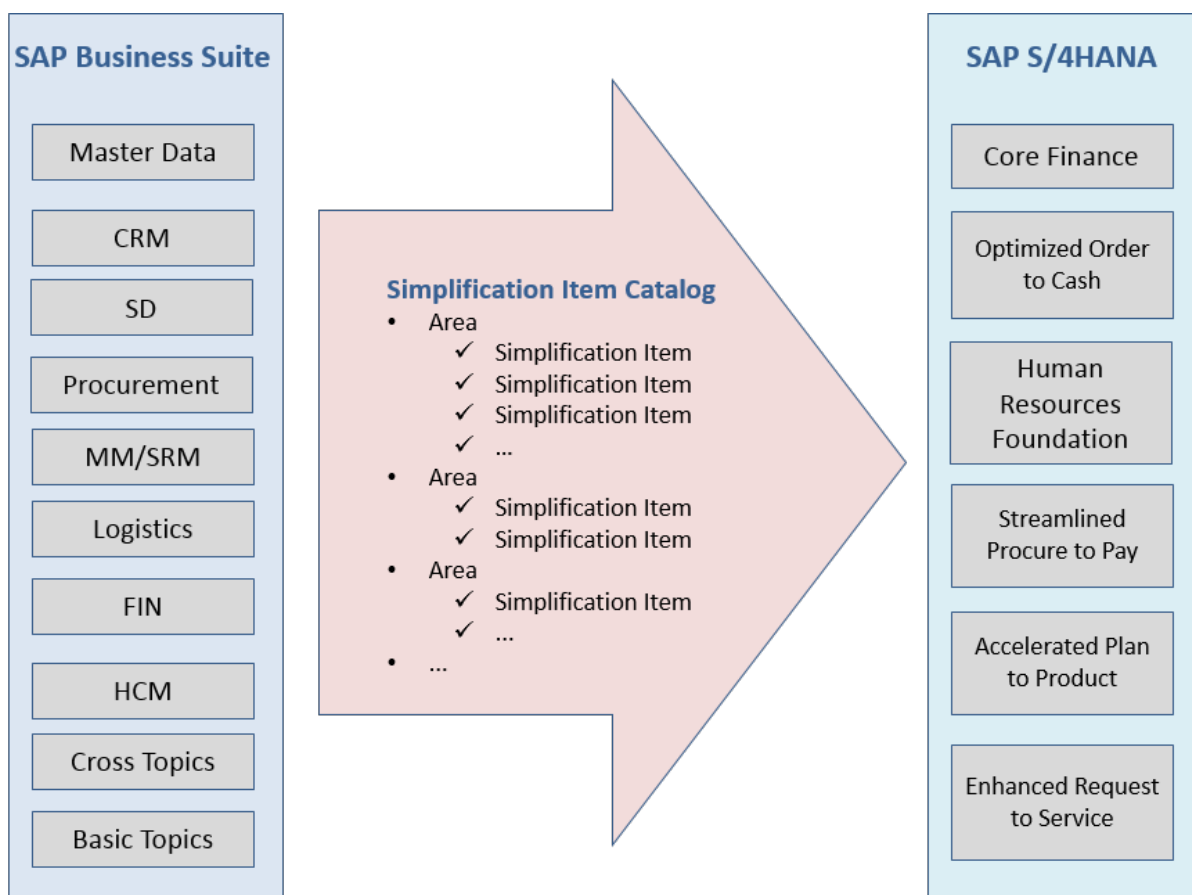
We recommend to run the Maintenance Planner, SI-Check and Custom Code Migration worklists early on in the system conversion project, so that you get an overview of the adaptations your systems require during the conversion - you find detailed information about these tasks in the *Conversion Guide for SAP S/4HANA* at [http://help.sap.com/s4hana\\_op\\_1709](http://help.sap.com/s4hana_op_1709) ► [Product Documentation](#) >.

- Software Update Manager
  - The conversion to SAP S/4HANA, on-premise edition is done using the Software Update Manager tool.
  - If your system is not yet on SAP HANA, the SUM tool also takes care of your database migration.
- Conversion follow-on activities  
After the technical conversion with the SUM tool is finished, you need to do some follow-on tasks.
- Installation of SAP Fiori for SAP S/4HANA 1709  
To get the full user experience innovation with SAP S/4HANA, on-premise edition, you have to install and configure SAP Fiori for SAP S/4HANA 1709.

#### → Recommendation

We recommend to install SAP Fiori for SAP S/4HANA 1709 on a separate front-end server (in a central hub deployment).

- Hardware requirements  
You may need specific hardware for SAP S/4HANA 1709.
  - For certified hardware, see <https://global.sap.com/community/ebook/2014-09-02-hana-hardware/enEN/appliances.html> 📄
  - For sizing information, see SAP Note [2213586](#) 📄



Mapping of Processes from an existing SAP Business Suite system to SAP S/4HANA

### Additional Information

In addition to the *Conversion Guide for SAP S/4HANA 1709* and the *Simplification Item Catalog* mentioned above, see SAP S/4HANA at the SAP Community Network <http://scn.sap.com/community/s4hana>.

## 2 Landscape Transformation

This option is relevant if you are an SAP Business Suite customer who wants to consolidate the existing system landscape into a SAP S/4HANA system landscape.

The same start releases for a one-step move to SAP S/4HANA are supported as for the system conversion option.

For the documentation of this option, see the documentation of the system conversion above.

## 3 New Implementation

This option is relevant if you are a new SAP customer (coming from different legacy systems) or an existing SAP Business Suite customer who wants to start with a new installation of SAP S/4HANA 1709. This option

also allows you to migrate master and transactional data from your legacy systems and consists of the following main steps:

- Installation SAP NetWeaver Application Server for ABAP 7.51 based on SAP HANA
- Installation of SAP S/4HANA 1709 and update to the latest feature package stack (FPS)
- Installation of SAP Fiori for SAP S/4HANA 1709
- If needed: migration of legacy data

## Documentation of the New Implementation

The system installation is described in the *Installation Guide for SAP S/4HANA 1709* at [http://help.sap.com/s4hana\\_op\\_1709](http://help.sap.com/s4hana_op_1709) ► *Product Documentation* 📄.

You find additional information about SAP S/4HANA at the SAP Community Network <http://scn.sap.com/community/s4hana> 🗣️.

## Configuring the New Implementation

After you have installed SAP S/4HANA 1709 and updated to the latest feature package stack (FPS), you have a number of options how to proceed with the system configuration:

1. You follow SAP Activate and SAP Best Practices to guide you through your system configuration, see the information at [http://rapid.sap.com/bp/BP\\_OP\\_ENTPR](http://rapid.sap.com/bp/BP_OP_ENTPR) 🗣️.

### i Note

We strongly recommend that you use SAP Activate and SAP Best Practices as this will simplify both the initial implementation process and future updates of your software.

For more information, see also: [Activate Roadmap](#)

2. You use SAP Activate and SAP Best Practices as templates for your system configuration and make changes using the Implementation Guide (IMG). This allows you to adapt the SAP-delivered configuration settings to your specific requirements.
3. You use only the Implementation Guide (IMG) to configure your system.

## 4 Upgrade

If you are already on SAP S/4HANA, on-premise edition 1511 (all FPS) or on SAP S/4HANA 1610 (all FPS), you can upgrade to SAP S/4HANA 1709.

The system upgrade is described in the *Upgrade Guide for SAP S/4HANA 1709* at [http://help.sap.com/s4hana\\_op\\_1709](http://help.sap.com/s4hana_op_1709) ► *Product Documentation* 📄.

For more information about the configuration, see also the documentation above, under *Configuring the New Implementation*.

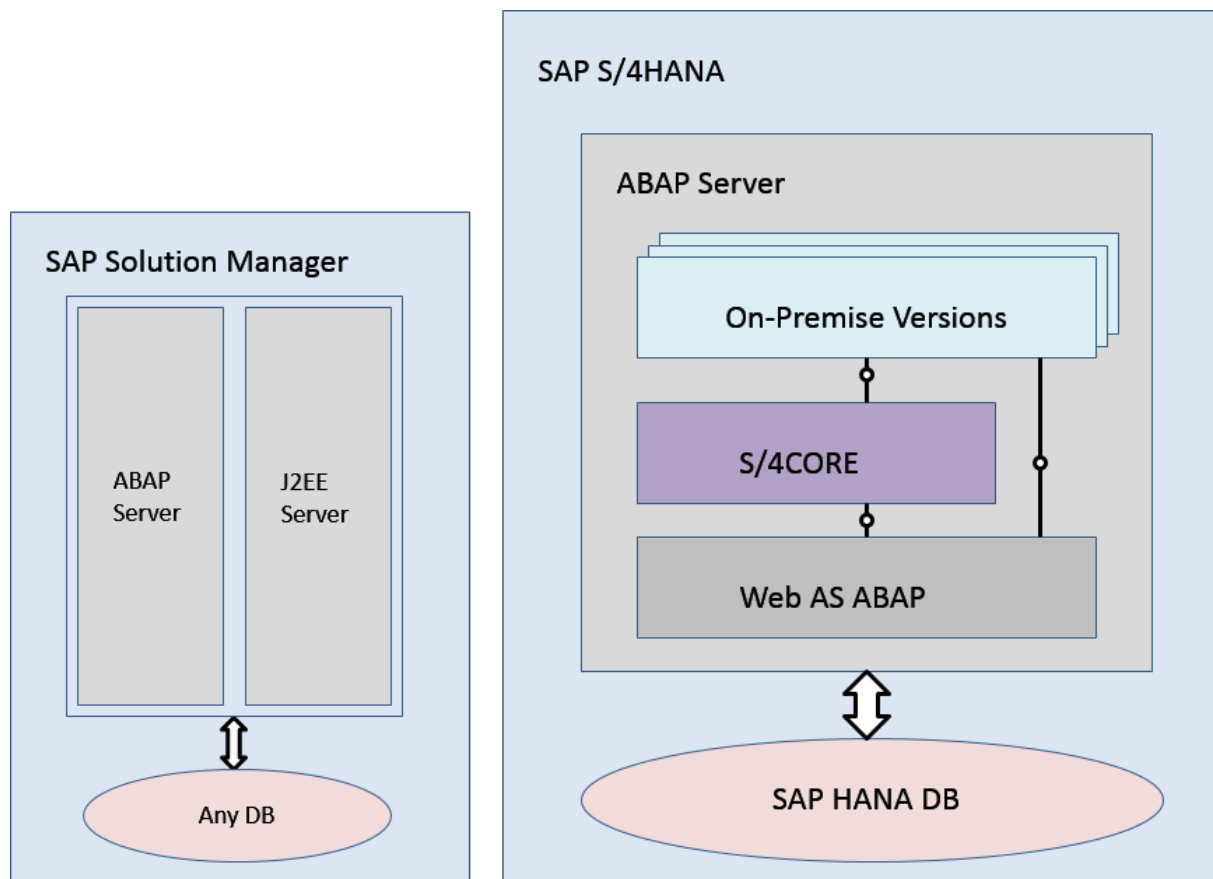


### 3 SAP S/4HANA System Landscape Information

There are various ways of deploying SAP S/4HANA in your new or already existing system landscape. This section describes some examples.

#### Example: SAP S/4HANA New Installation

A new installation of SAP S/4HANA needs to run on the SAP HANA database. It is recommended to use the SAP Solution Manager, which can run on any database. This very simple landscape can be enhanced with the SAP cloud solutions and SAP Business Suite products.



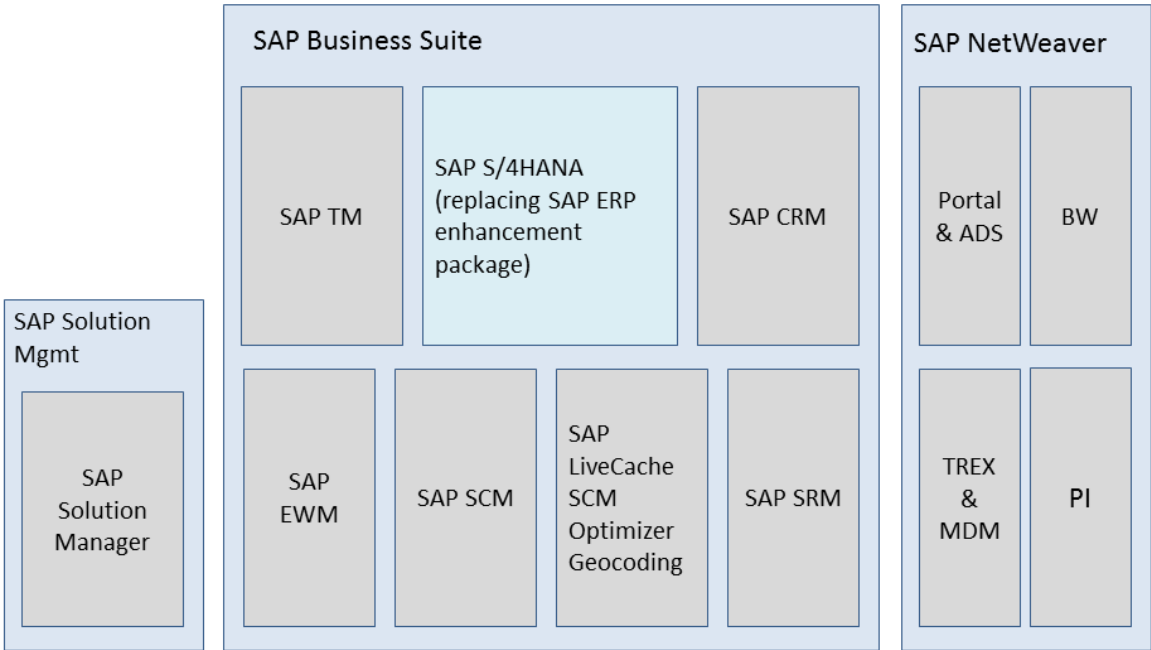
Simple SAP S/4HANA Deployment

#### Example: SAP S/4HANA in an SAP Business Suite Landscape

It is possible to integrate SAP S/4HANA into an existing SAP Business Suite landscape by replacing the SAP ERP enhancement package product with SAP S/4HANA. When performing this conversion in your system

landscape, you need to do some adaptations, for example you need to convert some of your existing business processes to the simplified SAP S/4HANA processes. Some of the SAP Business Suite processes are no longer supported, some have been changed, and there are also new processes. How to convert your existing processes to the SAP S/4HANA processes is described in the *Simplification List*.

For more information about the *Simplification Item Catalog*, see the *Conversion Guide for SAP S/4HANA 1709* at [http://help.sap.com/s4hana\\_op\\_1709](http://help.sap.com/s4hana_op_1709) ► [Product Documentation](#) ►.



Example SAP Business Suite landscape with an embedded SAP S/4HANA system

### More Information

For more information about SAP Fiori for SAP S/4HANA in a hub deployment, see [Landscape Deployment Recommendations for SAP Fiori Front-End Server](#).

# 4 SAP S/4HANA User Assistance Overview

The central entry point where you can find SAP S/4HANA user assistance is the SAP Help Portal at [http://help.sap.com/s4hana\\_op\\_1709](http://help.sap.com/s4hana_op_1709). At this address, you can find the following documents:

## Getting Started

Documents / Video	Descriptions
Getting Started	This guide.
User Assistance Quick Overview	A video overview of the SAP S/4HANA user assistance.

## Product Documentation

Documents	Descriptions
Feature Scope Description	Contains a description of the features included in the software.
Installation Guide	Contains information about how to install SAP S/4HANA.
Upgrade Guide	Contains information about how to upgrade to SAP S/4HANA.
Conversion Guide	Contains information on how to do a system conversion to SAP S/4HANA from an existing SAP Business Suite system.
UI Technology Guide	Contains installation and other information about the UI.
Security Guide	Contains security information for SAP S/4HANA.
Operations Guide	Contains information about how to operate your productive SAP S/4HANA system.

## What's New

Documents	Descriptions
What's New	Information about new and changed features.



## Product Assistance

Documents	Descriptions
Product Assistance	Contains application help for the SAP S/4HANA functions.



## Conversion and Upgrade Assets

Document/Tool	Description
Simplification Item Catalog	Tool that allows you to browse and search for simplification items which you have to consider in an implementation or migration project from an SAP ERP 6.x release to SAP S/4HANA.
SAP Readiness Check	Tool that analyzes your SAP ERP 6.0 system and highlights important aspects of the conversion to SAP S/4HANA, such as the identification of relevant simplification items and other considerations.
Simplification List for SAP S/4HANA	A document version of the Simplification Item Catalog.

## Additional Information

Document	Description
SAP Fiori Cloud for SAP S/4HANA	Offers simple deployment of selected SAP Fiori apps through cloud services running on SAP Cloud Platform.
Administration Guide for the implementation of SAP S/4HANA 1709	Contains information about tools and tasks for solution implementation.
SAP S/4HANA Requirements for Partner Solutions: On Premise Guide	Informs on SAP S/4HANA product standard requirements and recommendations for vendor-branded reseller (VBR) partner solutions.
SAP S/4HANA – FAQs for Release and Maintenance Strategy	
SAP Fiori apps reference library	Contains comprehensive information about SAP Fiori.
SAP S/4HANA: SAP Fiori 2.0 Launchpad	A video showing what's new on the SAP Fiori 2.0 Launchpad.
Integration of SAP Mobile Platform into SAP Fiori Landscape	Contains information how to integrate SAP Mobile Platform.
Release Restriction	SAP Note <a href="#">2491467</a>  documenting the release restrictions.
Compatibility Scope Matrix for SAP S/4HANA	SAP Note <a href="#">2269324</a>  and an overview document.
FAQs on Compatibility Packs for SAP S/4HANA	Frequently asked questions on the topic.
SAP Best Practices for SAP S/4HANA	
Replicating Employee Master Data from Employee Central to SAP S/4HANA	Guides on the topics.

Document	Description
Replicating Organizational Data from Employee Central to SAP S/4HANA Using SAP HANA Cloud Integration as the Middleware	
Replicating Cost Centers from SAP S/4HANA to Employee Central Using SAP HANA Cloud Integration as the Middleware	
Discover SAP S/4HANA	An introduction to SAP S/4HANA.
SAP S/4HANA Trials	Experience SAP S/4HANA with trials for the cloud and on-premise editions.
SAP Roadmap Viewer	Contains procedures and methods that help you to bring improvements and innovations into your company
SAP NetWeaver for SAP S/4HANA	

Documents	Descriptions
Feature Scope Description	Contains a description of the features included in SAP NetWeaver for SAP S/4HANA.
What's New	Contains a description of the new and changed functions in SAP NetWeaver.
Security Guide	Contains security information for SAP NetWeaver for SAP S/4HANA.
Security Programming Guide	Contains information how to develop secure applications based on the SAP NetWeaver platform.
Technical Operations for SAP NetWeaver	Contains information how to operate SAP NetWeaver-based systems.
General Functions for Key Users	Contains an overview of the functions required by key users.
Accessibility	Contains information about accessibility in an SAP environment.
Function-Oriented View	Contains component-based references of the available functions and of all tasks that can be performed with this SAP NetWeaver release.
Release Restrictions	SAP Note <a href="#">tbd</a> 
Further Information	SAP Note <a href="#">tbd</a>  Contains information about corrections made to the application help of SAP NetWeaver after shipment.

## More Information

Additional information about SAP S/4HANA is also available:



- SAP Activate and SAP Best Practices for SAP S/4HANA at [http://rapid.sap.com/bp/BP\\_OP\\_ENTPR](http://rapid.sap.com/bp/BP_OP_ENTPR)
- Information at the SAP Community Network at <http://scn.sap.com/community/s4hana>
- SAP S/4HANA 1709: Release Information Note [2482453](#)

# Important Disclaimers and Legal Information

## Hyperlinks

Some links are classified by an icon and/or a mouseover text. These links provide additional information.

About the icons:

- Links with the icon : You are entering a Web site that is not hosted by SAP. By using such links, you agree (unless expressly stated otherwise in your agreements with SAP) to this:
  - The content of the linked-to site is not SAP documentation. You may not infer any product claims against SAP based on this information.
  - SAP does not agree or disagree with the content on the linked-to site, nor does SAP warrant the availability and correctness. SAP shall not be liable for any damages caused by the use of such content unless damages have been caused by SAP's gross negligence or willful misconduct.
- Links with the icon : You are leaving the documentation for that particular SAP product or service and are entering a SAP-hosted Web site. By using such links, you agree that (unless expressly stated otherwise in your agreements with SAP) you may not infer any product claims against SAP based on this information.

## Beta and Other Experimental Features

Experimental features are not part of the officially delivered scope that SAP guarantees for future releases. This means that experimental features may be changed by SAP at any time for any reason without notice. Experimental features are not for productive use. You may not demonstrate, test, examine, evaluate or otherwise use the experimental features in a live operating environment or with data that has not been sufficiently backed up.

The purpose of experimental features is to get feedback early on, allowing customers and partners to influence the future product accordingly. By providing your feedback (e.g. in the SAP Community), you accept that intellectual property rights of the contributions or derivative works shall remain the exclusive property of SAP.

## Example Code

Any software coding and/or code snippets are examples. They are not for productive use. The example code is only intended to better explain and visualize the syntax and phrasing rules. SAP does not warrant the correctness and completeness of the example code. SAP shall not be liable for errors or damages caused by the use of example code unless damages have been caused by SAP's gross negligence or willful misconduct.

## Gender-Related Language

We try not to use gender-specific word forms and formulations. As appropriate for context and readability, SAP may use masculine word forms to refer to all genders.

© 2018 SAP SE or an SAP affiliate company. All rights reserved.

No part of this publication may be reproduced or transmitted in any form or for any purpose without the express permission of SAP SE or an SAP affiliate company. The information contained herein may be changed without prior notice.

Some software products marketed by SAP SE and its distributors contain proprietary software components of other software vendors. National product specifications may vary.

These materials are provided by SAP SE or an SAP affiliate company for informational purposes only, without representation or warranty of any kind, and SAP or its affiliated companies shall not be liable for errors or omissions with respect to the materials. The only warranties for SAP or SAP affiliate company products and services are those that are set forth in the express warranty statements accompanying such products and services, if any. Nothing herein should be construed as constituting an additional warranty.

SAP and other SAP products and services mentioned herein as well as their respective logos are trademarks or registered trademarks of SAP SE (or an SAP affiliate company) in Germany and other countries. All other product and service names mentioned are the trademarks of their respective companies.

Please see <https://www.sap.com/about/legal/trademark.html> for additional trademark information and notices.