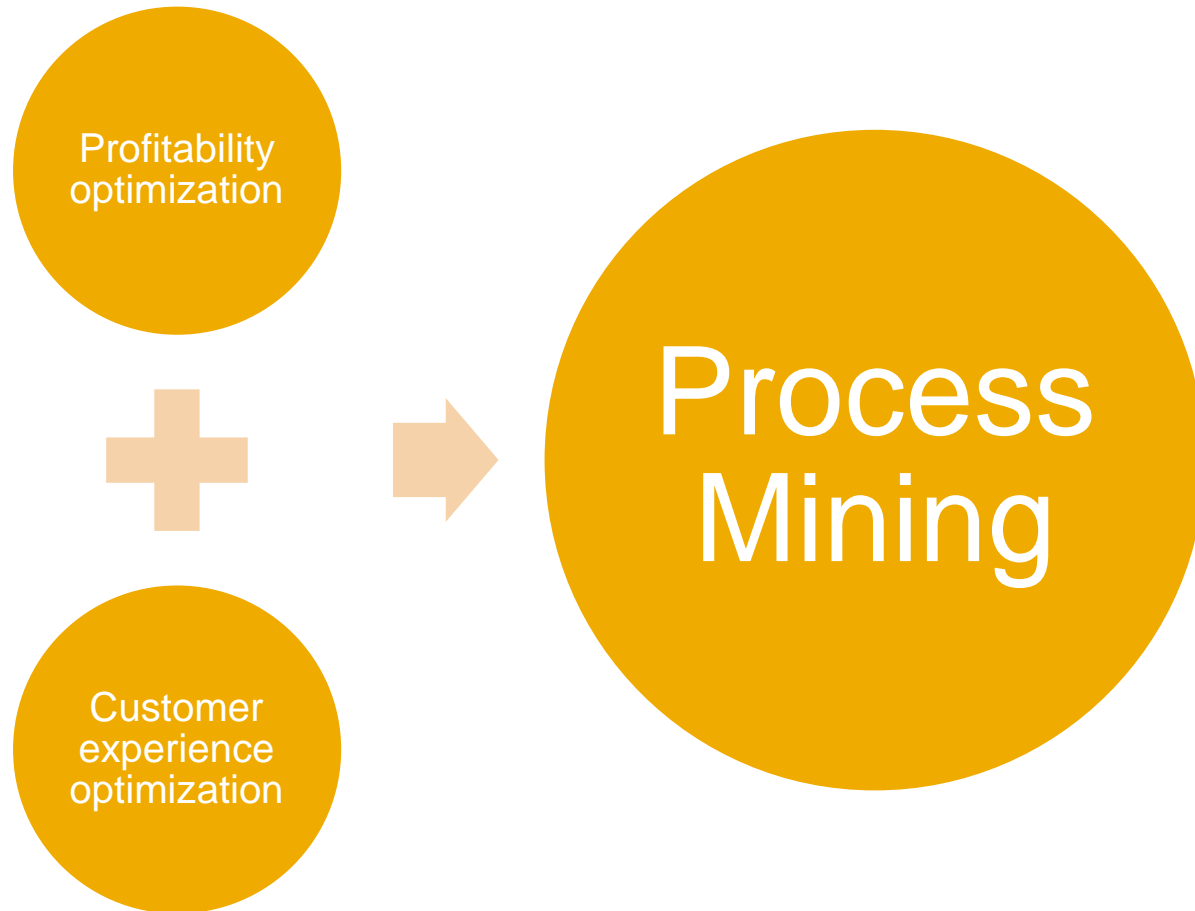


# SAP Profitability and Performance Management

## Process Mining on S/4 HANA – Credit Application Details

# Profitability and customer experience optimization drives process mining



















Discover, analyze and optimize your:

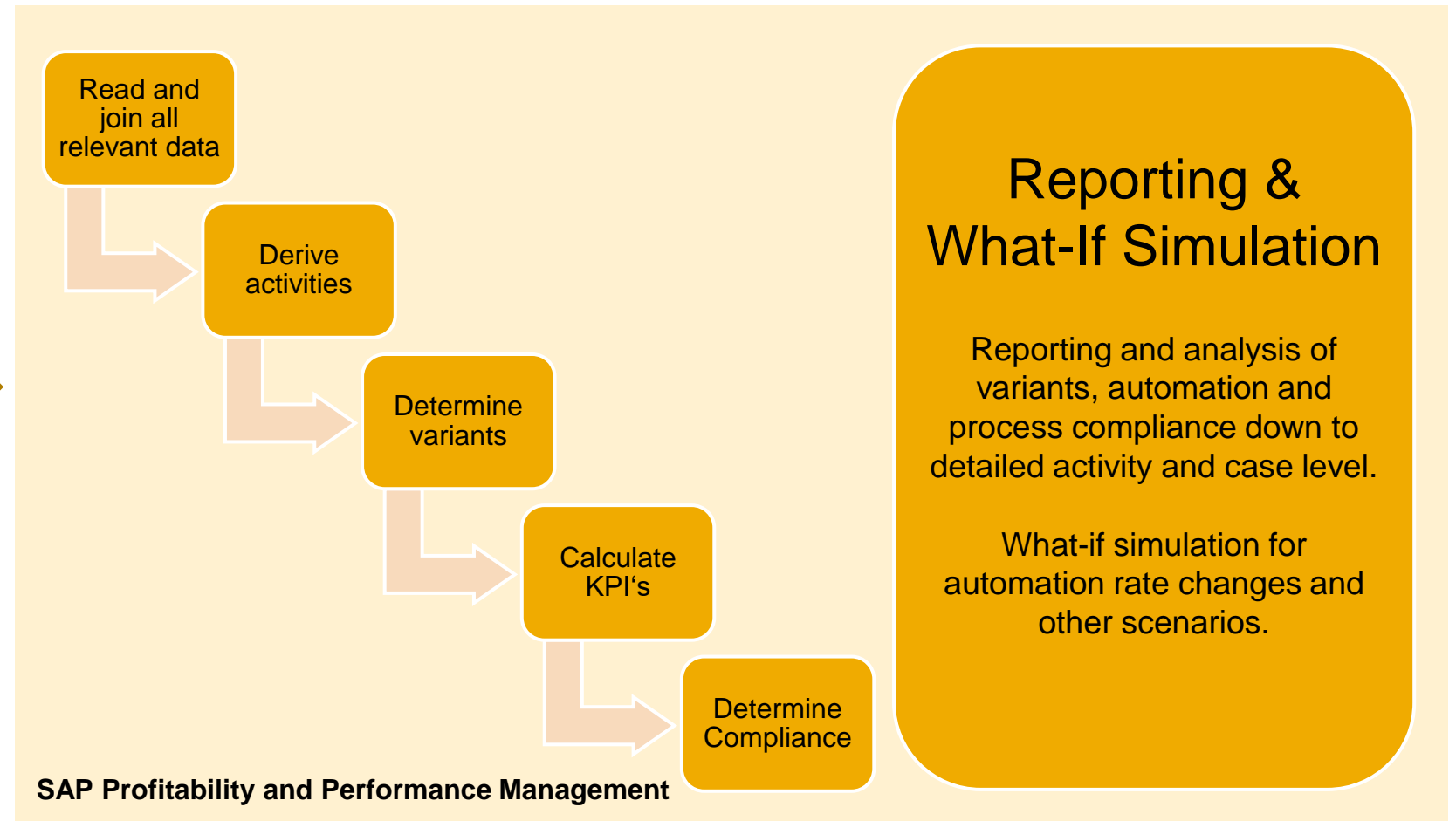
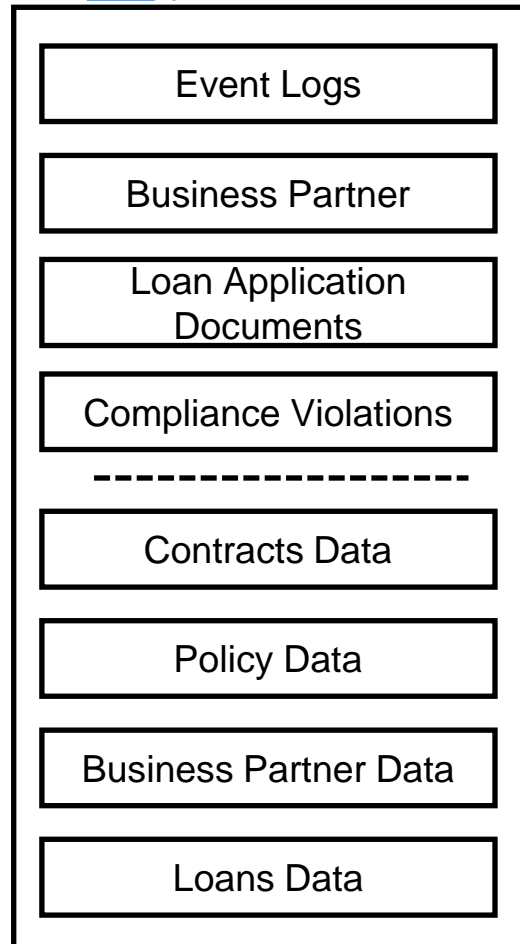
- Loan application handling process efficiency
- Customer satisfaction
- Competitive advantage

# Process Mining – Available Processes

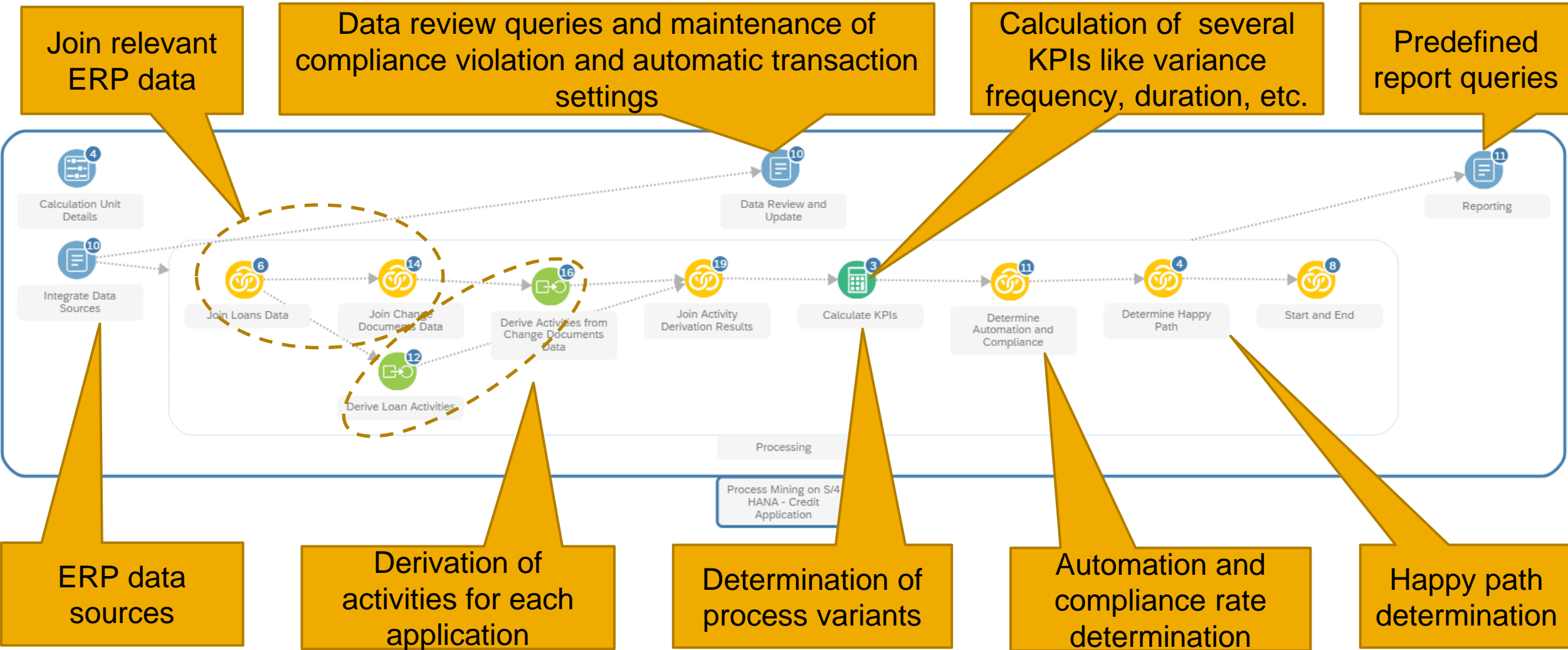
All contents include predefined connections to SAP ERP and SAP S/4 HANA

		General	Edit	Tools	Search			Go to
Main > Sample Content > Cross-Industry > Process Mining on S/4 HANA								
<input type="checkbox"/>		Environment Description	Environment	Version	History Versions	Reports		
<input type="checkbox"/>	⋮	 Process Mining on S/4 HANA - Accounts Payable	SXM	AP05	<u>0</u>	<u>3</u>		
<input type="checkbox"/>	⋮	 Process Mining on S/4 HANA - Accounts Receivable	SXM	AR05	<u>0</u>	<u>3</u>		
<input type="checkbox"/>	⋮	 Process Mining on S/4 HANA - Claims Management	SXM	CM04	<u>0</u>	<u>3</u>		
<input type="checkbox"/>	⋮	 Process Mining on S/4 HANA - Credit Application	SXM	CA01	<u>0</u>	<u>3</u>		
<input type="checkbox"/>	⋮	 Process Mining on S/4 HANA - Order to Cash	SXM	OC05	<u>0</u>	<u>3</u>		
<input type="checkbox"/>	⋮	 Process Mining on S/4 HANA - Production Planning	SXM	PR05	<u>0</u>	<u>3</u>		
<input type="checkbox"/>	⋮	 Process Mining on S/4 HANA - Purchase to Pay	SXM	PP05	<u>0</u>	<u>3</u>		
<input type="checkbox"/>	⋮	 Process Mining on S/4 HANA - Warehouse Management	SXM	WM04	<u>0</u>	<u>3</u>		

# Overview – Process Mining on S/4 HANA – Credit Application data sources, processing and reporting



# Calculation model of Process Mining on S/4 HANA – Credit Application



# Process Diagram



Node and link size can depend on KPI values

Drillthrough elements >  
Flow Animation >

Flow: Variant Rank by ...

Selected values  
1

Select flow animation values

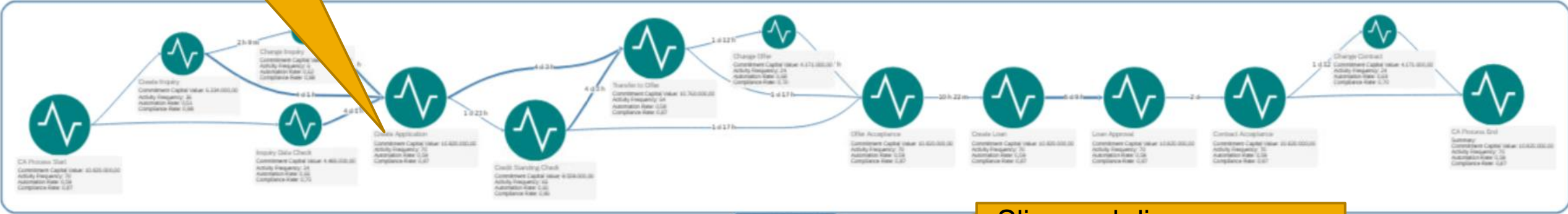
Search

<input checked="" type="checkbox"/>	1	001
<input type="checkbox"/>	2	002
<input type="checkbox"/>	3	003
<input type="checkbox"/>	8	008

Drill through to other charts

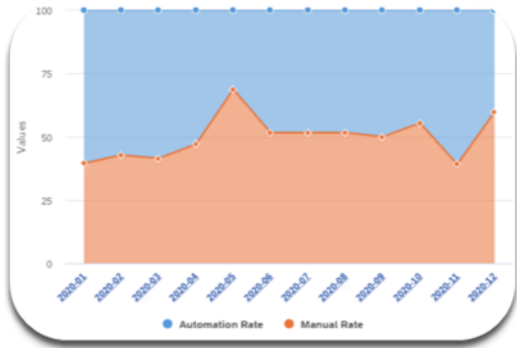
Process flow animation based on dimension values

Flexible node and link label configuration



Slice and dice processes by any dimension

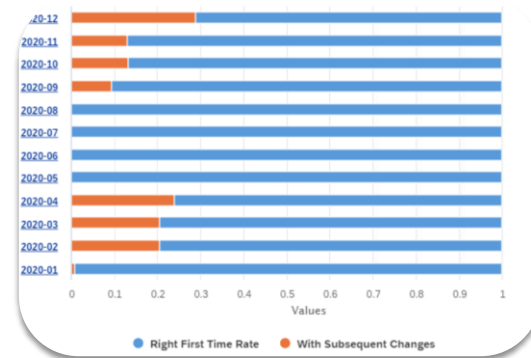
# Comprehensive list of KPI's content



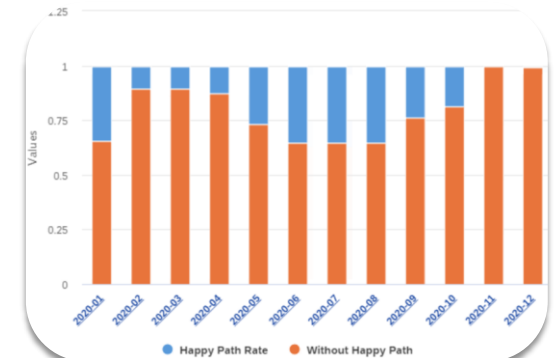
Automation Rate



Compliance Rate



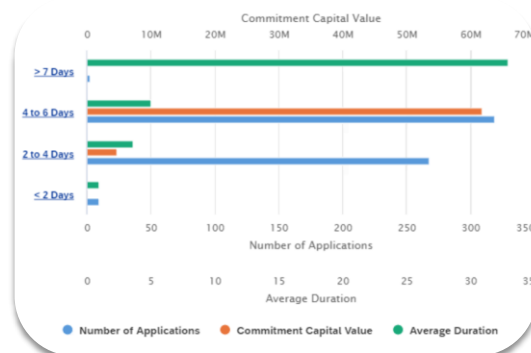
Right First Time



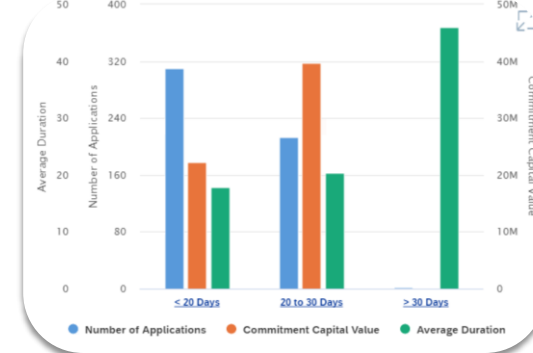
Happy Path Rate



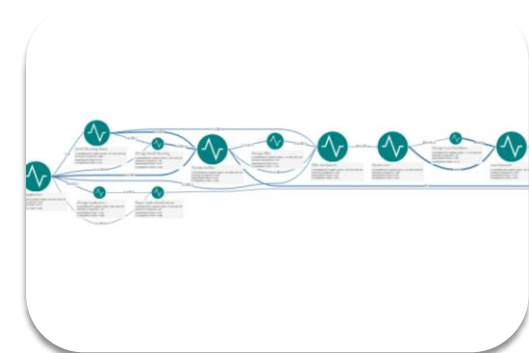
Reworks around the Globe



Loan Application Time



Loan Approval Time



and many more