

Document Version: 1.0 – 2017-12-07

What's New in SAP Extended Warehouse Management 9.5



Content

1	What's New in SAP Extended Warehouse Management 9.5.	3
1.1	Labor Management.	3
	Shift Management.	3
	Time and Attendance.	4
	Enhancements to Processors.	5
	Mask Processor in Labor Management Reporting.	6
	Performance Evaluation.	7
	Calculation of Standard Time.	7
1.2	Change SAP ERP Delivery After Replication to SAP EWM.	10
1.3	Order Reduction.	11
1.4	Pick by Cart.	12
1.5	Outbound Delivery Order Query.	13
1.6	Combined Picking Using Radio Frequency.	15
1.7	Process E-Commerce Returns.	16
1.8	Enhancements to the Travel Distance Calculation.	17
1.9	Package Building.	18
1.10	General Enhancements.	19

1 What's New in SAP Extended Warehouse Management 9.5

Here are the release notes for SAP Extended Warehouse Management 9.5.

1.1 Labor Management

1.1.1 Shift Management

This feature enables you to plan employee work schedules by defining shifts and shift sequences centrally, which helps you to reduce the effort required to determine employee capacity.

Technical Details

Table 1:

Product Feature is	New
Country Dependency	Valid for all countries
Application Component	SCM-EWM-LM
Availability	SAP Extended Warehouse Management 9.5

Additional Details

You use shifts to define start and end working times for processors working together in a warehouse. You can assign breaks and a shift factor to shifts, to reduce the productive working time of a shift. Therefore, you can use shifts to determine the productive labor capacity at a certain point of time in your warehouse. You use shift sequences to define a shift order for as many consecutive days as you want. Shift sequences repeat in cycles, for example, every 5 days for a 5-day shift sequence.

You can also determine the labor performance of shifts if you activated Labor Management. For example, when a processor confirms a warehouse task, the system records the processor's shift in the executed workload record for future labor performance evaluation.

Effects on Customizing

- You have configured shift management in Customizing for *Extended Warehouse Management* under ► *Labor Management* ► *Shift Management* ►:
 - ► *Define Capacity Variants* ►
 - ► *Maintain Shift Management Defaults* ►
 - ► *Maintain Tolerance Limits for Shift Determination* ►
- If you want to have your own criteria for how the system determines the shift a worker is assigned to when the system records the executed workload, use *BAdI: Shift Determination for Executed Workload* in Customizing for *Extended Warehouse Management* under ► *Business Add-Ins (BAdIs) for Extended Warehouse Management* ► *Labor Management* ► *Shift Management* ►.

See Also

For more information, see <http://help.sap.com/ewm> under ► *Application Help* ► *SAP Extended Warehouse Management (SAP EWM)* ► *Labor Management (LM)* ► *Master Data in Labor Management* ► *Shift Management* ►.

1.1.2 Time and Attendance

This feature enables you to store time events (clock-in and clock-out) in SAP Extended Warehouse Management (SAP EWM). These time events can be copied from an external time and attendance system.

You can work with the time events in SAP EWM in the following ways:

- Use the application programming interface for time and attendance to upload time events from an external system to SAP EWM
- Display and maintain time events manually in SAP EWM
- Upload time events from CSV files

Technical Details

Table 2:

Product Feature is	New
Country Dependency	Valid for all countries
Application Component	SCM-EWM-LM
Availability	SAP Extended Warehouse Management 9.5

See Also

For more information about time and attendance, see <http://help.sap.com/ewm> under [▶ Application Help ▶ SAP Extended Warehouse Management \(SAP EWM\) ▶ Labor Management \(LM\) ▶ Execution ▶ Time and Attendance ▶](#).

1.1.3 Enhancements to Processors

With this enhancement, you can perform the following actions:

- Classify processors
- Assign processors to group hierarchies
- Perform mass changes to processors using the warehouse management monitor
- Create processors by using CSV files

Using processors is mandatory when using Labor Management in SAP Extended Warehouse Management (SAP EWM). You use processors to map your employees in the warehouse. You create your employees as processors using the SAP Business Partner, and define master data for the processor.

Technical Details

Table 3:

Product Feature is	New
Country Dependency	Valid for all countries
Application Component	SCM-EWM-LM
Availability	SAP Extended Warehouse Management 9.5

Effects on Customizing

- You define processor types in Customizing for *Extended Warehouse Management* under [▶ Labor Management ▶ Processors ▶ Define Processor Types ▶](#)
- You define reporting groups for processors in Customizing for *Extended Warehouse Management* under [▶ Labor Management ▶ Processors ▶ Define Reporting Groups for Processors ▶](#)
- You define work categories in Customizing for *Extended Warehouse Management* under [▶ Labor Management ▶ Processors ▶ Define Work Categories ▶](#)

See Also

For more information about processors, see <http://help.sap.com/ewm> under [Application Help](#) > [SAP Extended Warehouse Management](#) > [Labor Management](#) > [Master Data in Labor Management \(LM\)](#) > [Processor](#).

1.1.4 Mask Processor in Labor Management Reporting

With this feature, you can mask processor details in the following user interfaces and labor management reporting and analysis tools:

- Confirmed warehouse tasks
- Value-added services
- Indirect labor tasks
- Warehouse management monitor
- [Executed Workload Analysis](#) transaction
- [Standard Time Simulation](#) transaction

This can be necessary in countries where you are not allowed to evaluate the performance of an individual employee.

Technical Details

Table 4:

Product Feature is	New
Country Dependency	Valid for all countries
Application Component	SCM-EWM-LM
Availability	SAP Extended Warehouse Management 9.5

See Also

For more information, see <http://help.sap.com/ewm> under [Application Help](#) > [SAP Extended Warehouse Management \(SAP EWM\)](#) > [Labor Management \(LM\)](#) > [Reporting and Analysis Tools](#) > [Masking of Processor Details](#).

1.1.5 Performance Evaluation

This feature enables you to report on the efficiency and utilization of individual employees, groups, or shifts in your warehouse.

The executed workload (EWL) reflects the work done in your warehouse, that is, it describes who did what and when. EWLs are created automatically by the system or you can create an EWL manually. You can use the EWLs to report on the efficiency and utilization of your employees. You can also create employee performance documents and transfer them to your Human Capital Management system.

Technical Details

Table 5:

Product Feature is	Changed
Country Dependency	Valid for all countries
Application Component	SAP-EWM-IM
Availability	SAP Extended Warehouse Management 9.5

Effects on Customizing

The following Business Add-Ins (BAIs) are available for executed workloads in Customizing for *Extended Warehouse Management* under [Business Add-Ins \(BAIs\) for Extended Warehouse Management](#) [Labor Management](#) [Workload](#):

- *BAI: Determination of Processor Group for Executed Workload*
- *BAI: Addition of Custom Fields to Executed Workload*
- *BAI: Enrichment of Executed Workload for Custom Processes*
- *BAI: Enrichment of Contexts for Executed Workload Determinations*
- *BAI: Checking Completion of Executed Workload Record*

1.1.6 Calculation of Standard Time

With this feature, you can calculate the standard time it should take to perform a task in the warehouse. The standard time includes allowances for real-life conditions such as fatigue. You can compare the standard time with the actual duration to evaluate the performance of processors.

Technical Details

Table 6:

Product Feature is	New
Country Dependency	Valid for all countries
Application Component	SCM-EWM-IM
Availability	SAP Extended Warehouse Management 9.5

Additional Details

The standard time is calculated in four steps. Steps 1 and 2 are optional. Step 3 is mandatory. Step 4 is mandatory for calculating standard time, but you do not need to perform it if you only want to calculate normal time.

1. The labor activity is determined. A labor activity is a new classification of work that allows you to define highly specific tasks, such as case picking and pallet picking.
2. The travel time is calculated, based on the travel network.
3. The system analyzes the definitions of engineered labor standards to determine the normal time to perform a task.
4. The system calculates the personal needs, fatigue, and unavoidable delay (PFD) factor and multiplies this by the normal time to give the standard time.

Effects on Customizing

To calculate the standard time for labor activities, you need to make settings in all or some of the following activities in Customizing for *Extended Warehouse Management*:

- [▶ Extended Warehouse Management ▶ Labor Management ▶ Activate Labor Management ▶](#)
- [▶ Extended Warehouse Management ▶ Labor Management ▶ Assign Application and Function to Decision Service Context ▶](#)
- [▶ Extended Warehouse Management ▶ Labor Management ▶ Labor Activities ▶ Define Labor Activity Groups ▶](#)
- [▶ Extended Warehouse Management ▶ Labor Management ▶ Labor Activities ▶ Define Evaluation Types ▶](#)
- [▶ Extended Warehouse Management ▶ Labor Management ▶ Labor Activities ▶ Define Labor Activities ▶](#)

Business Add-Ins (BAIs) are available in Customizing for *Extended Warehouse Management* under *Business Add-Ins (BAIs) for Extended Warehouse Management* and then the following nodes:

- [▶ Labor Management ▶ Labor Activity Determination ▶](#)
- [▶ Cross-Process Settings ▶ Travel Distance Calculation ▶ Travel Time Calculation ▶](#)
- [▶ Labor Management ▶ Standardized Standard Time Determination ▶](#)
- [▶ Labor Management ▶ Personal Needs, Fatigue, and Unavoidable Delays ▶](#)

See Also

For more information, see <http://help.sap.com/ewm> under ► *Application Help* ► *SAP Extended Warehouse Management (SAP EWM)* ► *Labor Management (LM)* ► *Labor Activities and Duration* ►.

1.1.6.1 Validation and Reconciliation of the Standard Time Calculation

This feature enables you to analyze how the standard time has been calculated. You can compare the standard time with the actual duration for each executed workload or in an aggregated view. You can display detailed logs that describe how the standard time has been calculated.

If you find that the calculation is not correct, you can change the rules you defined, validate the new rules, and adjust the standard times of executed workloads that have already been created, so they correspond to your new rules.

Technical Details

Table 7:

Product Feature is	New
Country Dependency	Valid for all countries
Application Component	SCM-EWM-LM
Availability	SAP Extended Warehouse Management 9.5

Effects on Customizing

In Customizing for *Extended Warehouse Management*, you need to select that you are using BRFplus for your engineered labor standards (ELS), under ► *Labor Management* ► *Activate Labor Management* ►.

See Also

For more information, see <http://help.sap.com/ewm> under ► *Application Help* ► *SAP Extended Warehouse Management (SAP EWM)* ► *Labor Management (LM)* ► *Reporting and Analysis Tools* ►.

1.2 Change SAP ERP Delivery After Replication to SAP EWM

This feature enables you to change an outbound delivery in SAP ERP after it has already been replicated to SAP Extended Warehouse Management (SAP EWM). If you open an SAP ERP outbound delivery in edit-mode, the system checks which fields you can change without harming the process in SAP EWM.

Fields that are not related to SAP EWM are changeable according to the standard rules in SAP ERP.

You can change SAP EWM-related details depending on the processing status in SAP EWM. For example:

- You can change details such as the quantity or batch up until a warehouse task is created.
- You can change the means of transport up until the transportation unit is created.
- You can change texts up until the outbound delivery is created.

Technical Details


Table 8:


Product Feature is	New
Country Dependency	Valid for all countries
Application Component	SCM-EWM-DLP
Availability	SAP Extended Warehouse Management 9.5

Additional Details

To be able to use this feature, you must be connected to an SAP S/4HANA system that is running SAP S/4HANA 1709 or higher.

Effects on Customizing

You enable delivery changes in Customizing for *Logistics Execution* under [► Logistics Execution ► Extended Warehouse Management Integration ► Basic Setup of Connectivity ► Configure SAP EWM-Specific Parameters](#) .

The following Business Add-Ins (BADIs) are available in Customizing for *Extended Warehouse Management* under [► Business Add-Ins \(BADIs\) for Extended Warehouse Management ► Interfaces ► ERP Integration](#) .

- [► Inbound Messages from ERP System to EWM ► BAdI: Receipt of Outbound Delivery Change](#) 
- [► Delivery Processing ► BAdI: Modify Change Behavior of Original Delivery](#) 

See Also

For more information, see <http://help.sap.com/ewm> under [Application Help](#) > [SAP Extended Warehouse Management \(SAP EWM\)](#) > [Delivery Processing](#) > [Communication from EWM to SAP ERP](#) > [Processing of Outbound Deliveries](#).

1.3 Order Reduction

With this feature, you can reduce the quantity of a sales order even after SAP Extended Warehouse Management (SAP EWM) has created warehouse tasks for the corresponding outbound delivery order. When you save your updated sales order, SAP EWM is informed of the quantity reduction and reacts in the following way:

- If the warehouse tasks have not yet been confirmed, SAP EWM cancels the warehouse tasks and changes the quantity of the outbound delivery order.
- If the warehouse task of picking has already been confirmed, the stock is updated. Stock marked for order reduction can be identified by the corresponding checkbox. At the work center, the worker is informed when packing. The stock item loses the reference to the outbound delivery order and the quantity of the outbound delivery order item is reduced.

Technical Details

Table 9:

Product Feature is	Changed
Country Dependency	Valid for all countries
Application Component	SCM-EWM-DLP
Availability	SAP Extended Warehouse Management 9.5

Effects on Customizing

To activate order reduction on warehouse number level, make the following settings for the item type in Customizing for *Extended Warehouse Management*:

- Allow order reduction in Customizing for *Extended Warehouse Management* under [Cross-Process Settings](#) > [Warehouse Task](#) > [Define Warehouse Process Type](#).
- Define quantity offsetting profiles in Customizing for *Extended Warehouse Management* under [Cross-Process Settings](#) > [Delivery - Warehouse Request](#) > [Quantity Offsetting](#) > [Define Quantity Offsetting Profiles](#).
- Define status profiles in Customizing for *Extended Warehouse Management* under [Cross-Process Settings](#) > [Delivery - Warehouse Request](#) > [Status Management](#) > [Define Status Profiles](#).

- Optional: Define date profiles in Customizing for *Extended Warehouse Management* under ► *Cross-Process Settings* ► *Delivery - Warehouse Request* ► *Dates/Times* ► *Define Date Profiles* ►.
- Optional: Define document types in Customizing for *Extended Warehouse Management* under ► *Goods Issue Process* ► *Outbound Delivery* ► *Define Document Types for Outbound Delivery Process* ►.

The following Business Add-Ins (BAIs) are available in Customizing for *Extended Warehouse Management* under *Business Add-Ins (BAIs) for Extended Warehouse Management*:

- ► *Interfaces* ► *ERP Integration* ► *Delivery Processing* ► *BAdI: Prediction Service for Order Reduction* ►
- ► *Goods Issue Process* ► *Outbound Delivery* ► *BAdI: Sorting of Warehouse Tasks for Partial Cancellations* ►

See Also

For more information, see <http://help.sap.com/ewm> under ► *Application Help* ► *SAP Extended Warehouse Management (SAP EWM)* ► *Delivery Processing* ► *Communication from EWM to SAP ERP* ► *Processing of Outbound Deliveries* ► *Order Reduction* ►.

1.4 Pick by Cart

With this app, you can pick multiple orders with a pick cart in a single trip through the warehouse. This app helps to improve customer satisfaction in the following ways:

- Improves picking efficiency
- Reduces human errors
- Reduces the cost of warehouse operations

Technical Details

Table 10:

Product Feature is	New
Country Dependency	Valid for all countries
Application Component	SCM-EWM-WOP-PCK
Availability	SAP Extended Warehouse Management 9.5

Additional Details

The key features of this app are as follows:

- Pick multiple orders in a single trip
- Graphically display handling units (HUs) and their logical positions on a pick cart
- Employ intuitive Fiori user interface
- Provide up-to-date picking relevant information
- Support scanning
- Pick serial-number managed products

The process of this app contains the following steps:

- In the preparation step, you put pick-HUs in the logical positions of a pick cart for the subsequent pick and unloading tasks.
- In the pick step, you pick products for destination HUs. A pick step contains pick tasks grouped together for picking products with the same attributes, for example, the same source bin.
- In the unloading step, you unload HUs at their destinations. An unloading step can contain several HUs grouped together because of the same destination bin.

Effects on Customizing

You select the *Layout Type* field for your resource type in Customizing for *Extended Warehouse Management* under [Cross-Process Settings](#) > [Resource Management](#) > [Define Resource Types](#) .

You define layout types in Customizing for *Extended Warehouse Management* under [Cross-Process Settings](#) > [Resource Management](#) > [Define Layout Types](#) .

See Also

For more information, see <https://help.sap.com/ewm> under [Application Help](#) > [SAP Extended Warehouse Management \(SAP EWM\)](#) > [Goods Issue](#) > [Stock Removal](#) > [Picking](#) > [Apps for Picking](#) > [Pick by Cart](#) .

1.5 Outbound Delivery Order Query

This feature enables you to perform the warehouse outbound operational analysis to determine the number, volume, and weight of the outbound delivery order items. You can group outbound delivery order items by day, week, and month to, for example:

- Fine-tune the shift schedule.
- Optimize and balance the number of workers.

- Request a budget for equipment.

Technical Details

Table 11:

Product Feature is	New
Country Dependency	Valid for all countries
Application Component	SCM-EWM-DLP
Availability	SAP Extended Warehouse Management 9.5

Additional Details

You can use this feature for the following outbound operational analysis :

- Workload and execution progress
- Operation alerts for overdue goods issue
- Operation quality

Effects on Data Transfer

You use the *Redundant Header and Item Data for Outbound Delivery Order* (/SCDL/ODO_CDS_RED_UPD) report to write redundant header and item data for outbound delivery orders into the databases for the orders that you created before the system upgrade.

Effects on Customizing

You write redundant header and item data for inbound deliveries and outbound delivery orders in Customizing for *Extended Warehouse Management* under **Business Add-Ins (BAIs) for Extended Warehouse Management** **Cross-Process Settings** **Delivery - Warehouse Request** **BAdI: Writing Redundant Header and Item Data for Deliveries**.

See Also

For more information, see <https://help.sap.com/ewm> under [▶ Application Help ▶ SAP Extended Warehouse Management \(SAP EWM\) ▶ Analytics ▶ Core Data Services ▶ Outbound Delivery Order Query ▶](#)

1.6 Combined Picking Using Radio Frequency

This feature enables you to perform picking more efficiently using radio frequency devices in the following ways:

- To perform combined picking from bulk storage areas
- To split the combined quantities with exception codes
- To verify and enter serial numbers collectively for products of combined warehouse tasks
- To see the combination group of warehouse tasks in the warehouse management monitor
- To calculate the adjusted planned duration of executed workload based on the combined picking

Technical Details

Table 12:

Product Feature is	Changed
Country Dependency	Valid for all countries
Application Component	SCM-EWM-RF
Availability	SAP Extended Warehouse Management 9.5

Effects on Customizing

You select the *Serial Number* checkbox to indicate that the products in the combined warehouse tasks are serial-number managed in Customizing for *Extended Warehouse Management* under [▶ Mobile Data Entry ▶ Define Combined Picking Profile ▶](#).

See Also

For more information, see <https://help.sap.com/ewm> under [▶ Application Help ▶ SAP Extended Warehouse Management \(SAP EWM\) ▶ Radio Frequency Framework ▶ Work Processing Using Radio Frequency ▶ Picking ▶ Combined Picking Using Radio Frequency ▶](#).

1.7 Process E-Commerce Returns

With this app, you can process the returned products more efficiently in the following ways:

- Using process-oriented storage control to perform other tasks, for example, packing, before the follow-up tasks, for example, putaway, that are triggered for the returned products.
- Quickly interacting with the system by scanning or entering access codes, for example, to increase product quantities and choose conditions and return reasons for returned products
- Managing handling units (HUs), for example, printing HU labels and creating or moving HUs
- Scanning product barcodes using the GS1-128 format
- Using additional International Article Number (EAN) and Global Trade Item Number (GTIN)
- Scanning serial-number managed products

Technical Details

Table 13:

Product Feature is	Changed
Country Dependency	Valid for all countries
Application Component	SCM-EWM-IF
Availability	SAP Extended Warehouse Management 9.5

Effects on Customizing

- You define application codes in Customizing for *Extended Warehouse Management* under ► *Cross-Process Settings* ► *Access Codes* ► *Basics* ► *Define Application Codes* .
- You define business contexts in Customizing for *Extended Warehouse Management* under ► *Cross-Process Settings* ► *Access Codes* ► *Basics* ► *Define Business Contexts* .
- You define semantic fields in Customizing for *Extended Warehouse Management* under ► *Cross-Process Settings* ► *Access Codes* ► *Basics* ► *Define Semantic Fields* .
- You define business steps in Customizing for *Extended Warehouse Management* under ► *Cross-Process Settings* ► *Access Codes* ► *Basics* ► *Define Business Steps* .
- You define internal access codes in Customizing for *Extended Warehouse Management* under ► *Cross-Process Settings* ► *Access Codes* ► *Basics* ► *Define Internal Access Codes for Applications* .
- You define an external access code in Customizing for *Extended Warehouse Management* under ► *Cross-Process Settings* ► *Access Codes* ► *Define External Access Codes* .

See Also

For more information, see https://help.sap.com/viewer/p/SAP_FIORI under [▶ More SAP Fiori Products for SAP Business Suite](#) [▶ SAP Fiori 1.0 for SAP Extended Warehouse Management](#) [▶ Process E-Commerce Returns](#) [▶](#).

1.8 Enhancements to the Travel Distance Calculation

This feature enables you to better set up the travel distance calculation:

- There is a plausibility check when you define the travel network. The system alerts you if, for example, edges are close together but not connected.
- You can upload and download the travel network to and from SAP Extended Warehouse Management (SAP EWM). Therefore, if you already have the information about the travel network in another system, you can upload this network to SAP EWM.
- You can simulate the travel distance and travel time calculation. You can enter a source bin, a destination bin, and a resource. The system shows you in detail how the travel distance and travel time have been calculated.

Technical Details

Table 14:

Product Feature is	Changed
Country Dependency	Valid for all countries
Application Component	SCM-EWM-MD-WL-TDC
Availability	SAP Extended Warehouse Management 9.5

See Also

For more information, see <http://help.sap.com/ewm> under [▶ Application Help](#) [▶ SAP Extended Warehouse Management \(SAP EWM\)](#) [▶ Travel Distance Calculation](#) [▶](#).

1.9 Package Building

This feature enables you to create planned shipping HUs (PSHUs) using the same algorithm that SAP Transportation Management uses to create freight units. This algorithm does not replace the existing cartonization algorithm, but it provides more features. The package building algorithm works as follows:

- The system first tries to create full pallets of a single product.
- If a quantity remains, the system creates mixed pallets where each layer consists of a single product.
- If the system cannot create layers of one product, it creates mixed layers.
- The system takes into account the weight, height, and volume of the products.

Technical Details

Table 15:

Product Feature is	New
Country Dependency	Valid for all countries
Application Component	SCM-EWM-CAP
Availability	SAP Extended Warehouse Management 9.5

Effects on Customizing

- Determine the process profiles for cartonization planning in Customizing for *Extended Warehouse Management* under ► *Goods Issue Process* ► *Cartonization Planning* ►:
 - *Define Process Profiles for Cartonization Planning*
 - *Determine Process Profiles for Cartonization Planning*
- Define a package building profile in Customizing for *Extended Warehouse Management* under ► *Goods Issue Process* ► *Cartonization Planning* ► *Package Building* ►.
- Determine the algorithm profiles for cartonization planning in Customizing for *Extended Warehouse Management* under ► *Goods Issue Process* ► *Cartonization Planning* ►:
 - *Define Algorithm Profiles for Cartonization Planning*
 - *Define Access Sequence of Algorithm Profiles*

See Also

For more information, see <http://help.sap.com/ewm> under ► *Application Help* ► *SAP Extended Warehouse Management (SAP EWM)* ► *Goods Issue* ► *Cartonization Planning* ► *Configuring Package Building* ►.

1.10 General Enhancements

These features enable you to do the following:

- Create an outbound delivery order directly, skipping the step of creating an outbound delivery request. This is also possible for the inbound process and posting changes.
- Perform stock consolidation on partial quantities of products to create complete quantities, for example, building full pallets.
- Integrate cancel picking into your own UIs, for example, in the case of an order reduction, using the new API / SCWM/IF_API_CANCEL_PICKING.
- Create immediately confirmed warehouse orders even if Labor Management is active in a warehouse. The system can then determine the actual duration of an immediately confirmed warehouse order, based on the end time of the previous warehouse order.
- Group warehouse tasks of existing warehouse orders into a new warehouse order to be processed next by a resource.
This feature can help you to optimize resource capacity, for example, by moving two handling units with a single movement.



In Labor Management, the Customizing activity *Define Activities* has been renamed to *Assign External Process Step to Warehouse Activity*.

Technical Details

Table 16:

Product Feature is	Changed
Country Dependency	Valid for all countries
Application Component	SCM-EWM
Availability	SAP Extended Warehouse Management 9.5

Effects on Customizing

- You allow the system to create immediately confirmed warehouse orders even if Labor Management is active in a warehouse in Customizing for *Extended Warehouse Management* under **Business Add-Ins (BADIs) for Extended Warehouse Management** > *Labor Management* > *Workload* > *BAdI: Immediate Confirmation of WOs with Labor Management* .
- You group warehouse tasks of existing warehouse orders into a new warehouse order to be processed next by a resource in Customizing for *Extended Warehouse Management* under **Business Add-Ins (BADIs) for Extended Warehouse Management** > *Mobile Data Entry* > *Flow Processing of RF Framework* > *BAdI: Resource-Based Warehouse Order Optimization* .

The following Business Add-Ins (BAIs) are available for stock consolidation in Customizing for *Extended Warehouse Management* under ► *Business Add-Ins (BAIs) for Extended Warehouse Management* ► *Internal Warehouse Processes* ► *Warehouse Optimization* ► *Stock Consolidation* ▾:

- *BAI: Influencing Process Steps in Stock Consolidation*
- *BAI: Data Selection in Stock Consolidation*
- *BAI: Calculation of Proposal for Stock Consolidation*

See Also

For more information about stock consolidation, see <http://help.sap.com/ewm>, under ► *Application Help* ► *SAP Extended Warehouse Management (SAP EWM)* ► *Warehouse Task* ► *Ad Hoc Movement* ► *Stock Consolidation* ▾.

For more information about order reduction, see <http://help.sap.com/ewm>, under ► *Application Help* ► *SAP Extended Warehouse Management (SAP EWM)* ► *Delivery Processing* ► *Communication from EWM to SAP ERP* ► *Processing of Outbound Deliveries* ► *Order Reduction* ▾.

Important Disclaimers and Legal Information

Coding Samples

Any software coding and/or code lines / strings ("Code") included in this documentation are only examples and are not intended to be used in a productive system environment. The Code is only intended to better explain and visualize the syntax and phrasing rules of certain coding. SAP does not warrant the correctness and completeness of the Code given herein, and SAP shall not be liable for errors or damages caused by the usage of the Code, unless damages were caused by SAP intentionally or by SAP's gross negligence.

Gender-Neutral Language

As far as possible, SAP documentation is gender neutral. Depending on the context, the reader is addressed directly with "you", or a gender-neutral noun (such as "sales person" or "working days") is used. If when referring to members of both sexes, however, the third-person singular cannot be avoided or a gender-neutral noun does not exist, SAP reserves the right to use the masculine form of the noun and pronoun. This is to ensure that the documentation remains comprehensible.

Internet Hyperlinks

The SAP documentation may contain hyperlinks to the Internet. These hyperlinks are intended to serve as a hint about where to find related information. SAP does not warrant the availability and correctness of this related information or the ability of this information to serve a particular purpose. SAP shall not be liable for any damages caused by the use of related information unless damages have been caused by SAP's gross negligence or willful misconduct. All links are categorized for transparency (see: <https://help.sap.com/viewer/disclaimer>).



**go.sap.com/registration/
contact.html**

© 2017 SAP SE or an SAP affiliate company. All rights reserved.
No part of this publication may be reproduced or transmitted in any form or for any purpose without the express permission of SAP SE or an SAP affiliate company. The information contained herein may be changed without prior notice.
Some software products marketed by SAP SE and its distributors contain proprietary software components of other software vendors. National product specifications may vary.
These materials are provided by SAP SE or an SAP affiliate company for informational purposes only, without representation or warranty of any kind, and SAP or its affiliated companies shall not be liable for errors or omissions with respect to the materials. The only warranties for SAP or SAP affiliate company products and services are those that are set forth in the express warranty statements accompanying such products and services, if any. Nothing herein should be construed as constituting an additional warranty.
SAP and other SAP products and services mentioned herein as well as their respective logos are trademarks or registered trademarks of SAP SE (or an SAP affiliate company) in Germany and other countries. All other product and service names mentioned are the trademarks of their respective companies.
Please see <https://www.sap.com/corporate/en/legal/copyright.html> for additional trademark information and notices.