



## CUSTOMER

SAP NetWeaver Master Data Management 7.1  
Document Version: 6.7 – May 2019

# MDM Master Guide

# Content

- Document History** ..... **3**
- 1 Getting Started** ..... **8**
  - 1.1 Links to Related Information ..... 8
  - 1.2 SAP NetWeaver MDM 7.1 Checklists ..... 9
  - 1.3 Required Documentation for Installing MDM ..... 9
    - SAP Notes for Previous MDM 7.1 Releases ..... 11
- 2 Overview of MDM** ..... **12**
  - 2.1 Software Component Matrix ..... 12
    - Components Independent of SAP NetWeaver ..... 13
    - Components Dependent on SAP NetWeaver ..... 15
    - Business Content and Remote Systems ..... 22
  - 2.2 Description of MDM Components ..... 24
  - 2.3 Hardware and Software Requirements ..... 28
    - Software Requirements ..... 30
    - Supported Operating Systems for MDM Applications ..... 31
  - 2.4 Integration System Landscape ..... 32
  - 2.5 Securing Communication Channels Using Secure Sockets Layer (SSL) ..... 33
- 3 Scenario Approach of MDM** ..... **36**
  - 3.1 Scenarios ..... 36
  - 3.2 Installation ..... 38
  - 3.3 Configuration ..... 44
- A Appendix** ..... **45**
  - A.1 SAP Solution Manager ..... 45
  - A.2 Minimal System Landscape for MDM 7.1 SP05 and Earlier ..... 45

# Document History

Before starting the installation, make sure you have the latest version of the *MDM Master Guide* by checking on the SAP Help Portal at [help.sap.com/nwmdm71](http://help.sap.com/nwmdm71).

Version / Date	Important Changes
6.7 May 2019	<ul style="list-style-type: none"><li>• Guide updated for MDM 7.1 SP20</li><li>• Updated section <a href="#">Supported Operating Systems for MDM Applications [page 31]</a></li><li>• Updated section <a href="#">Hardware and Software Requirements [page 28]</a></li></ul>
6.6 December 2018	<ul style="list-style-type: none"><li>• Guide updated for MDM 7.1 SP19</li><li>• Updated section <a href="#">Components Independent of SAP NetWeaver [page 13]</a></li><li>• Updated section <a href="#">Hardware and Software Requirements [page 28]</a></li><li>• Updated section <a href="#">Supported Operating Systems for MDM Applications [page 31]</a></li></ul>
6.5 June 2017	<ul style="list-style-type: none"><li>• Guide updated for MDM 7.1 SP18</li><li>• Updated support for Microsoft Visio 2016 (Microsoft Office 2003, 2007, 2010, 2013; 2016 32-bit versions)</li></ul>
6.4 December 2016	<ul style="list-style-type: none"><li>• Guide updated for MDM 7.1 SP17</li><li>• Added Java API for NW 7.5 support as of MDM 7.1 SP16</li><li>• Updated support for IBM DB2 for z/OS (versions 10, 11, and 12), and MaxDB 7.7, 7.8, 7.9</li><li>• Updated support for SUSE Linux Enterprise Server 12 on x86_64</li></ul>
6.31 July 2016	<ul style="list-style-type: none"><li>• Updated supported SAP NetWeaver releases in section 2.1</li><li>• Updated support for SAP NetWeaver PI Adaptor in table 11</li></ul>
6.3 June 2016	<ul style="list-style-type: none"><li>• Guide updated for MDM 7.1 SP16</li><li>• Added new software support:<ul style="list-style-type: none"><li>◦ SAP NetWeaver 7.5 and SAP NetWeaver 7.5a</li><li>◦ IBM i Version 7.2; DB2 for IBM i 7.2</li><li>◦ Microsoft Office Access 2013; Microsoft Office 2016 (Access and Excel); Microsoft Office 365 (Access, Excel, and Visio)</li><li>◦ Adobe InDesign CC 2015 for Windows</li></ul></li></ul>
6.2 December 2015	<ul style="list-style-type: none"><li>• Guide updated for MDM 7.1 SP15</li><li>• Added support for Oracle 12</li><li>• Added support for Microsoft Office Visio 2013</li></ul>
6.1 May 2015	<ul style="list-style-type: none"><li>• Guide updated for MDM 7.1 SP14</li><li>• Added support for Microsoft Office Excel 2013</li><li>• Correction: MDM supports 32-bit versions of Microsoft Office Visio</li></ul>
6.0 December 2014	<ul style="list-style-type: none"><li>• Guide updated for MDM 7.1 SP13</li><li>• Added support for Windows Server 2012 R2</li><li>• Standardized format of guide</li></ul>

Version / Date	Important Changes
5.21 August 2014	Guide updated for MDM 7.1 support of SAP NetWeaver 7.4
5.2 March 2014	<ul style="list-style-type: none"> <li>• Guide updated for MDM 7.1 SP12</li> <li>• Additional database support</li> </ul>
5.1 December 2013	<ul style="list-style-type: none"> <li>• Guide updated for MDM 7.1 SP11</li> <li>• Additional database support</li> <li>• Adobe InDesign version CS6 is supported as of MDM 7.1 SP11</li> <li>• Additional operating systems supported for MDM applications</li> <li>• Support for NetWeaver 7.4 for NW ABAP 7.4</li> <li>• Updated ABAP API support</li> </ul>
5.01 April 2013	Adobe InDesign version CS5.5 is supported as of MDM 7.1 SP09.
5.00 March 2013	<ul style="list-style-type: none"> <li>• Guide updated for MDM 7.1 SP10</li> <li>• Support added for NW 7.31</li> <li>• New ABAP API for NW 7.31</li> <li>• The software component matrices in section 2.1 have been revised to simplify and clarify information about MDM components and their dependencies</li> <li>• Expanded details of operating system and database requirements</li> </ul>
4.01 November 2012	Correction: The requirements for using MDM PI Adapter for SAP NetWeaver 7.1 were updated with the correct information.
4.0 August 2012	<ul style="list-style-type: none"> <li>• Guide updated for MDM 7.1 SP09</li> <li>• MDM applications on UNIX and Linux should not be configured to use secure connections to SAPStartSrv</li> <li>• DOTNET API and Java API components are independent of SAP NetWeaver.</li> </ul>
3.90 October 2011	<ul style="list-style-type: none"> <li>• Guide updated for MDM 7.1 SP08:</li> <li>• Support added for MS Office 2010, MS Visio 2010, and Adobe Acrobat 9.</li> <li>• Added SAP NetWeaver 7.3 support for the following MDM components (supported as of MDM 7.1 SP07): <ul style="list-style-type: none"> <li>◦ MDM ADAPTER 7.1 7.1</li> <li>◦ XI CONTENT MDM ADAPT. 7.1 7.10</li> </ul> </li> </ul>
3.82 July 2011	Correction: MDM PI Adapter currently (July 2011) not supported on SAP NetWeaver 7.3. Guide updated to reflect this.
3.81 June 2011	Added support for Microsoft Office Visio 2007 for all SPs of MDM 7.1.

Version / Date	Important Changes
3.80 May 2011	<ul style="list-style-type: none"> <li>• Guide updated for MDM 7.1 SP07</li> <li>• Support for secure communication using SSL protocol.</li> <li>• Added new software components: MDM_CONNECTOR 7.1 7.0 and MDM_CONNECTOR 7.1 7.11.</li> <li>• Renamed existing "Java API" instance to "Java API for NW 7.0"; now also includes the new MDM CONNECTOR 7.1 7.0 software component.</li> <li>• Added new "Java API for NW 7.11" instance created for SAP NetWeaver CE 7.11 and higher (including SAP NetWeaver 7.3). Contains the following software components: <ul style="list-style-type: none"> <li>◦ MDM JAVA API 7.1</li> <li>◦ MDM JAVA API DOC 7.1</li> <li>◦ MDM CONNECTOR 7.1 7.11</li> </ul> </li> <li>• Added MDM EP 7.1 7.11 software component to "Java Web Dynpro for NW 7.11" instance.</li> <li>• Renamed existing "Portal Content" instance to "Portal Content for NW 7.0".</li> <li>• Added new "Portal Content for NW 7.3" instance for SAP NetWeaver 7.3. Contains the following software components: <ul style="list-style-type: none"> <li>◦ BP MDM APPLICATION 7.1 7.3</li> <li>◦ BP MDM TECHNOLOGY 7.1 7.3</li> <li>◦ MDM EP 7.1 7.11</li> </ul> </li> <li>• In addition to the software components that are already mentioned in the list above, added SAP NetWeaver 7.3 support for: <ul style="list-style-type: none"> <li>◦ MDM TECHNOLOGY 7.10 7.10 (ABAP API for NW 7.1)</li> <li>◦ MDM ENRICH. CONTROLLER 7.1 7.11</li> <li>◦ MDM WEB SERVICES 7.1 7.11</li> <li>◦ MDM WEB SERVICES_RT 7.1 7.11</li> <li>◦ MDM JAVA WD FRAMEWORK 7.1 7.11</li> <li>◦ MDM-CP-MAT 7.1 7.20</li> <li>◦ MDM-CP-MAT-EP 7.1 7.20</li> <li>◦ MDM-CP-MAT-PROCESSES 7.1 7.20</li> </ul> </li> <li>• Support for Adobe InDesign plug-in versions updated.</li> </ul>

Version / Date	Important Changes
3.70 January 2011	<ul style="list-style-type: none"> <li>• Guide updated for MDM 7.1 SP06</li> <li>• References to new SAP NetWeaver 7.1 Checklist Guide added.</li> <li>• Throughout the entire guide, corrected terminology relating to MDM server naming. For example, Master Data Server to MDM Servers, MDM Server to Master Data Server, and MDM Import Server to Master Data Import Server.</li> <li>• Note added to Minimal System Landscape section stating that the section can be ignored as of MDM 7.1 SP06</li> <li>• Clarification added (in several places within guide) that the use of MDM UOM Manager requires the installation of COM API</li> <li>• Support for following releases added: <ul style="list-style-type: none"> <li>◦ SAP enhancement package 2 for SAP NetWeaver 7.0 (7.02)</li> <li>◦ SAP NetWeaver 7.3 (only for the MDM JAVA API 7.1 and MDM CHANGE TRACKER 7.1.7.1 software components)</li> </ul> </li> <li>• New software component added: MDM ENRICH. CONTROLLER 7.1.7.11 (Enrichment Controller NW 7.11). As of MDM 7.1 SP06, this component is supported on SAP NetWeaver CE 7.11 (SAP enhancement package 1 for SAP NetWeaver CE 7.1) and SAP NetWeaver CE 7.2)</li> <li>• The names of the following components were corrected in the documentation: <ul style="list-style-type: none"> <li>◦ MDM WEB SERVICES_RUNTIME 7.1 (was MDM Web Services_RT 7.1.7.0)</li> <li>◦ MDM CHANGE TRACKER 7.1 (was MDM Change Tracker 7.1.7.0)</li> <li>◦ MDM CHANGE TRACKER 7.1.7.1 (was MDM Change Tracker 7.1.7.11)</li> </ul> </li> </ul>
3.40 July 2010	New software component added: MDM Collaborative Processes for Material.
3.30 June 2010	<ul style="list-style-type: none"> <li>• Guide updated MDM 7.1 SP05</li> <li>• Updated supported CS versions of Adobe Photoshop</li> </ul>
3.20 February 2010	<ul style="list-style-type: none"> <li>• Guide updated for MDM 7.1 SP04</li> <li>• New SW component, MDM Web Dynpro Components</li> <li>• Changed names for Java Applications</li> <li>• Updated validity for Java Applications</li> <li>• Link to Business Content page on SDN added</li> <li>• Office 2007 supported</li> </ul>
3.10 August 2009	<ul style="list-style-type: none"> <li>• Guide updated for MDM 7.1 SP03</li> <li>• TREX: Supported version changed</li> <li>• MDM Web Services: Supported SAP NetWeaver release changed</li> <li>• MDM Change Tracker: Supported SAP NetWeaver release changed</li> <li>• MDM Portal Content: Footnote with SAP note added</li> <li>• MDM Business Content: Requirement added</li> <li>• MDM Business Content: New SAP notes for Material and Vendor</li> </ul>
3.00 May 2009	<ul style="list-style-type: none"> <li>• Guide updated for MDM 7.1 SP02</li> <li>• Section on System Landscape added</li> <li>• CCMS integrated into SAPinst installation tool</li> <li>• Updated footnote for MDM Web Services added</li> <li>• Support for SAP enhancement package 1 for SAP NetWeaver 7.0 (7.01) added</li> </ul>

Version / Date	Important Changes
2.20 March 2009	Support for Adobe Photoshop (version CS2)
2.10 March 2009	<ul style="list-style-type: none"> <li>• Updated footnote for MDIS in section on Components Independent of SAP NetWeaver</li> <li>• Added statement about COM API in section on Components Independent of SAP NetWeaver</li> <li>• Minor updates</li> </ul>
2.00 January 2009	Guide updated for MDM 7.1 SP01
1.00 November 2008	First version for MDM 7.1

# 1 Getting Started

This Master Guide for SAP NetWeaver Master Data Management (MDM) 7.1 provides a starting point for the technical implementation and upgrade of SAP NetWeaver MDM 7.1. It describes all activities for the installation and configuration of SAP NetWeaver MDM 7.1.

SAP NetWeaver MDM 7.1 consists of the following scenarios:

- Master data management
- Rich product-content management

To facilitate the implementation and upgrade process, all information in this document is organized by scenario. You can choose from several generic scenario variants and find all the information that is relevant for the technical implementation of a specific scenario in that section.

The *MDM Master Guide* provides information about which components and which guides are required during this process:

- This section, Getting Started, contains valuable information about using this document and related information (documentation and SAP Notes) that is crucial to the installation and upgrade.
- [Overview of MDM \[page 12\]](#) contains the following information:
  - The software component matrix that provides information about which scenario uses which component and if the corresponding component is mandatory or optional.
  - A short description of MDM components.
  - A minimal system landscape.
- [Scenario Approach of MDM \[page 36\]](#) contains the following information for every scenario:
  - An overview of the scenarios.
  - An example of how the different components interact. Depending on the actual processes that have to be implemented and other aspects (such as security and performance), the real infrastructure might be different.
  - Information about the overall installation sequence and subsequent steps.
  - References to related installation and configuration guides.

Depending on the specific scenario and the number of processes to be implemented, different installation and configuration guides are required during the scenario implementation process.

## i Note

You can find the most recent information about the technical implementation of SAP NetWeaver MDM 7.1 and the latest installation and configuration guides on the SAP Help Portal at [help.sap.com/nwmdm71](https://help.sap.com/nwmdm71). We strongly recommend that you use the documents available. The guides are updated regularly.

## 1.1 Links to Related Information

The following list contains links to information crucial for implementing SAP NetWeaver MDM 7.1.

Content	Available at
Checklists for project preparation and business blueprints.  We recommend that you use the checklists in the early stages of project planning to avoid having to make major changes in the later part of the implementation phases.	<a href="https://help.sap.com/nwmdm71">help.sap.com/nwmdm71</a> : <i>MDM Checklists Guide</i>
Installation and upgrade documentation	<a href="https://help.sap.com/nwmdm71">help.sap.com/nwmdm71</a> : <i>MDM Installation Guide</i> <i>MDM Upgrade Guide</i>
Configuration documentation	<a href="https://help.sap.com/nwmdm71">help.sap.com/nwmdm71</a> : MDM Reference Guides
Information about released platforms	<a href="https://service.sap.com/pam">service.sap.com/pam</a>  Search for <b>SAP NetWeaver MDM 7.1</b>
Information about network security	<a href="https://help.sap.com/nwmdm71">help.sap.com/nwmdm71</a> : <i>MDM Security Guide</i>
Information about hardware sizing, calculation of hardware requirements	<a href="https://help.sap.com/nwmdm71">help.sap.com/nwmdm71</a> : <i>MDM Sizing Guide</i>
Information and documentation about high availability issues for a multitude of areas, such as SAP systems, databases, tools, high availability, and network	<a href="https://help.sap.com/nwmdm71">help.sap.com/nwmdm71</a> : <i>MDM Solution Operation Guide</i>

## 1.2 SAP NetWeaver MDM 7.1 Checklists

As of SAP NetWeaver MDM 7.1 SP06, you can use the *SAP NetWeaver MDM 7.1 Checklists Guide*.

This guide consists of two checklists:

- Project Preparation Checklist
- Business Blueprint Checklist

The checklists highlight the most critical tasks required by an MDM implementation owner prior to the installation process and throughout the implementation phases. We recommend that you use the checklists already in the early stages of project planning to avoid having to make major changes in the later part of the implementation phases. The checklists are not intended to replace MDM documentation and do not give a full explanation of each task. This information is already published in various forms of documentation; reference guides, SAP Notes, How-to Guides, and so on. Links to the various sources of documentation have been provided for each task to make referencing of the relative documents easier.

## 1.3 Required Documentation for Installing MDM

The following sections list the documentation needed for the installation:

- Information on the SAP Help Portal

- SAP Installation Notes

## Information on SAP Help Portal






















The SAP NetWeaver MDM 7.1 Documentation Center on the SAP Help Portal at [help.sap.com/nwmdm71](https://help.sap.com/nwmdm71) provides useful information and access to the complete MDM documentation set, including all the MDM installation and planning guides.

## SAP Installation Notes

It is essential that you read the following SAP Notes before starting the installation. These SAP Notes contain the most recent information about the installation as well as corrections to the installation documentation.

SAP Note Number	Title	Description
<a href="#">2740024</a>	SAP NetWeaver MDM 7.1 SP20 Release	This note contains information about the current MDM 7.1 support package.
<a href="#">2751450</a>	SAP Systems on Windows Server 2019	This note contains information about deploying and using SAP systems on Windows Server 2019.
<a href="#">2462918</a>	SAP NetWeaver MDM 7.1 SP19 Release	This note contains information about the current MDM 7.1 support package.
<a href="#">2382656</a>	SAP NetWeaver MDM 7.1 SP18 Release	This note contains information about the current MDM 7.1 support package.
<a href="#">2367941</a>	MDM Servers Installation Moved to SWPM	SAP NetWeaver MDM 7.1 SP17 and above installation/update processes are now part of the Software Logistics Toolset 1.0 (Software Provisioning Manager 1.0 SP18 and higher when available).
<a href="#">1680045</a>	MDM Servers Installation with SWPM SP19	The SAP NetWeaver MDM 7.1 SP18 installation/update processes are now part of the Software Logistics Toolset 1.0 (Software Provisioning Manager 1.0 SP19 and higher when available).
<a href="#">1249503</a>	MDM Installation Note	Most recent information and best practices about the MDM installation procedure. <i>The MDM Installation Note</i> complements this <i>MDM Installation Guide</i> .
<a href="#">2224122</a>	SAP NetWeaver MDM 7.1 SP16 Release	This note contains information about the current MDM 7.1 support package.
<a href="#">1244358</a>	MDM 7.1 Release Restriction Note	This note contains the restrictions of the current MDM 7.1 support package.

## 1.3.1 SAP Notes for Previous MDM 7.1 Releases

SAP Note Number	Title
<a href="#">1070163</a> 	SAP NetWeaver MDM 7.1 Release (for the first MDM 7.1 release)
<a href="#">1295253</a> 	SAP NetWeaver MDM 7.1 SP01 Release
<a href="#">1329424</a> 	SAP NetWeaver MDM 7.1 SP02 Release
<a href="#">1342611</a> 	SAP NetWeaver MDM 7.1 SP03 Release
<a href="#">1385073</a> 	SAP NetWeaver MDM 7.1 SP04 Release
<a href="#">1422355</a> 	SAP NetWeaver MDM 7.1 SP05 Release
<a href="#">1471203</a> 	SAP NetWeaver MDM 7.1 SP06 Release
<a href="#">1487853</a> 	SAP NetWeaver MDM 7.1 SP07 Release
<a href="#">1573045</a> 	SAP NetWeaver MDM 7.1 SP08 Release
<a href="#">1628176</a> 	SAP NetWeaver MDM 7.1 SP09 Release
<a href="#">1754181</a> 	SAP NetWeaver MDM 7.1 SP10 Release
<a href="#">1813437</a> 	SAP NetWeaver MDM 7.1 SP11 Release
<a href="#">1938462</a> 	SAP NetWeaver MDM 7.1 SP12 Release
<a href="#">1987088</a> 	SAP NetWeaver MDM 7.1 SP13 Release
<a href="#">2093266</a> 	SAP NetWeaver MDM 7.1 SP14 Release
<a href="#">2157672</a> 	SAP NetWeaver MDM 7.1 SP15 Release
<a href="#">2224122</a> 	SAP NetWeaver MDM 7.1 SP16 Release
<a href="#">2317713</a> 	SAP NetWeaver MDM 7.1 SP17 Release
<a href="#">2382656</a> 	SAP NetWeaver MDM 7.1 SP18 Release
<a href="#">2462918</a> 	SAP NetWeaver MDM 7.1 SP19 Release
<a href="#">2740024</a> 	SAP NetWeaver MDM 7.1 SP20 Release

## 2 Overview of MDM

This section contains the following information:

- The software component matrix, which provides information about which scenario uses which component and whether the corresponding component is mandatory or optional
- A short description of each MDM component
- System requirements
- A description of the integration system landscape

### 2.1 Software Component Matrix

This section lists the various components used with SAP NetWeaver MDM 7.1.

MDM 7.1 supports the following SAP NetWeaver releases, where specified in this document:

- SAP NetWeaver 7.0
- SAP NetWeaver CE 7.1, SAP NetWeaver CE 7.2
- SAP NetWeaver 7.3, 7.31.
- SAP NetWeaver 7.4, 7.5, 7.5a,

MDM 7.1 does not support SAP NetWeaver 2004.

Some components may have certain restrictions for specific support packages or releases, as stated per component in following sections. Unless stated otherwise, all SAP enhancement packages of their respective SAP NetWeaver releases are supported; for example SAP enhancement package 1 and 2 of SAP NetWeaver 7.0.

For a description of the MDM components, see [Description of MDM Components \[page 24\]](#).

#### **i** Note

- If you have an MDM or GDS license, you will receive the standard MDM delivery package. Your license determines the specific use of the software.
- The SRM-MDM Catalog is included in the SRM product and requires no separate licensing. This delivery package is different from the MDM standard delivery package.

For more information about SRM-MDM catalog or GDS components, refer to the respective Master Guides for these products.

## 2.1.1 Components Independent of SAP NetWeaver

The MDM components listed in the following tables can be installed and used without installing or running SAP NetWeaver.

- **X** denotes a mandatory component
- **(X)** denotes an optional component

### i Note

Rich product-content management with SAP NetWeaver MDM specifically targets centralized product-content management and multi-channel publishing. For more information about the MDM scenarios, see [Scenario Approach of MDM \[page 36\]](#).

## MDM Servers

Installable Software Unit	Master Data Management	Rich Product-Content Management	Notes
MDM SERVER 7.1 (Master Data Server)	X	X	
MDM IMPORT SERVER 7.1 (Import Server)	(X)	(X)	To import data from Microsoft Access or Excel source files, use the MDM Import Manager, or convert the files to XML or text formats (see <i>File Formats Compatible With MDIS</i> in the <i>MDM Console Reference Guide</i> )
MDM SYNDICATION SERVER 7.1 (Syndication Server)	(X)	(X)	
MDM LAYOUT SERVER 7.1 (Layout Server)	Not used	(X)	Required only for rich product-content management.
MDM SHARED INSTALL CONTENT 7.1	X	X	Cannot be installed individually. These components contain the installation files used by the SAPinst installation tool to install the MDM servers.

## MDM Clients

Installable Software Unit	Master Data Management	Rich Product-Content Management	Notes
MDM CONSOLE 7.1 (Administration Clients)	X	X	
MDM CLIX 7.1 (Administration Clients)	(X)	(X)	
MDM LANGUAGE SELECTOR 7.1 (Configuration Clients)	(X)	(X)	
MDM DATA MANAGER 7.1 (Data Management Clients)	X	X	
MDM IMAGE MANAGER 7.1 (Data Management Clients)	(X)	(X)	
MDM IMPORT MANAGER 7.1 (Import Clients)	X	X	
MDM SYNDICATOR 7.1 (Syndication Clients)	X	X	
MDM PUBLISHER 7.1 (Publication Clients)	Not used	(X)	Required only for rich product-content management.
MDM INDEXER 7.1 (Publication Clients)	Not used	(X)	Required only for rich product-content management.
MDM INDESIGN PLUGINS 7.1 (Publication Clients)	Not used	(X)	MDM 7.1 plugin for Adobe In-Design.  Required only for rich product-content management.
MDM UOM MANAGER 7.1 (Configuration Clients)	(X)	(X)	Use of MDM UOM Manager requires installation of COM API. From MDM 7.1 SP09, we recommend that you use the UOM Management from the MDM Console.

## COM API

Installable Software Unit	Master Data Management	Rich Product-Content Management	Notes
MDM COM API 7.1 (COM API)	(X)	(X)	Use of MDM UOM Manager requires installation of COM API. From MDM 7.1 SP09, we recommend that you use the UOM Management from the MDM Console.

## API

Installable Software Unit	MDM 7.1	Notes
MDM DOTNET API 7.1 (DOTNET API)	(X)	Microsoft .NET Framework 2.0 or higher is required
MDM JAVA API 7.1 MDM JAVA API DOC 7.1	(X)	<p>Java API for NW 7.0 supported as of MDM 7.1 SP06.</p> <p>Java API for NW 7.11, NW 7.2, and NW 7.3 supported as of MDM 7.1 SP07.</p> <p>Java API for NW 7.4 supported as of MDM 7.1 SP12.</p> <p>Java API for NW 7.5 supported as of MDM 7.1 SP16.</p>

### 2.1.2 Components Dependent on SAP NetWeaver

The MDM components listed in the following tables require that the specified SAP NetWeaver version is installed and running..

- **X** denotes a mandatory component
- **(X)** denotes an optional component

If an MDM component contains **one** release number only, it is the MDM release (for example MDM COM API 7.1).

If an MDM component contains **two** release numbers, the first number is the MDM release and the second is the SAP NetWeaver release (for example, MDM Web Services 7.1 7.0, meaning MDM 7.1 for NW 7.0).

## SAP Search Engine

Installable Software Unit	Master Data Management	Rich Product-Content Management	Notes
TREX 7.1	(X)	(X)	For performance reasons, we recommend that you install TREX server and MDS on different hosts. If you install them on the same host, both must be 64-bit versions.

## MDM 7.1 with SAP NetWeaver XI 7.0 or SAP NetWeaver 7.0

Installable Software Unit	Master Data Management	Rich Product-Content Management	Notes
SAP NetWeaver Exchange Infrastructure 7.0	X	(X)	
SAP NW 7.0	X	(X)	
XI CONTENT MDM ADAPT. 7.1 7.00 (XI Content) MDM ADAPTER 7.1 7.0 (PI Adapter for NW 7.0)	(X)	(X)	<p>If you use the MDM PI Adapter, you need the XI Content MDM Adapter.</p> <p>Minimum requirement for the MDM PI Adapter (as of MDM 7.1 SP05):</p> <ul style="list-style-type: none"> <li>• SAP NetWeaver PI Server PI 7.0 (SP15 and higher)</li> <li>• SAP NetWeaver PI Server PI 7.1 (SP07 and higher) or PI 7.11 (SP01 and higher)</li> </ul>

## MDM 7.1 with SAP NetWeaver PI 7.1 or SAP NetWeaver CE 7.1/7.2 or SAP NetWeaver 7.3/7.4/7.5

All components that support NW 7.3 also support NW 7.31, NW 7.4, and NW 7.5.

Installable Software Unit	Master Data Management	Rich Product-Content Management	Notes
SAP NetWeaver CE 7.1 or SAP NetWeaver CE 7.2	X	(X)	
SAP NetWeaver PI 7.1, 7.2, 7.3, 7.4, 7.5	X	(X)	
SAP NetWeaver 7.3, 7.4, 7.5	X	(X)	
PI Adapter Framework	(X)	(X)	In a non-central adapter engine scenario, the PI Adapter Framework must be installed on SAP NetWeaver CE.
XI CONTENT MDM ADAPT. 7.1 7.10 (XI Content)  MDM ADAPTER 7.1 7.1 (PI Adapter for NW 7.1, 7.2, 7.3, 7.4, 7.5)	(X)	(X)	If you use the MDM PI Adapter, you need the XI Content MDM Adapter.  Minimum requirement for the MDM PI Adapter (as of MDM 7.1 SP05): <ul style="list-style-type: none"> <li>• SAP NetWeaver PI Server PI 7.0 (SP15 and higher)</li> <li>• SAP NetWeaver PI Server PI 7.1 (SP07 and higher) or PI 7.11 (SP01 and higher)</li> </ul>

## Portal Content (iViews) for NW 7.0

MDM standard Portal content (iViews) is supported on SAP NetWeaver 2004 and SAP NetWeaver 7.0 (2004s).  
Installable Software Unit

Installable Software Unit	NW 7.0		Notes
	SAP enhancement package 1 and 2 for SAP NetWeaver 7.0		
SAP NetWeaver Portal (EP)	(X)		<p>Mandatory for portal content.</p> <p>The MDM 7.1 portal content requires SAP NetWeaver Portal 7.0 SPS15 or higher, or SAP NetWeaver Portal 7.3 or 7.4 (some MDM components are only supported as of a specific support stack, as specified).</p> <p>Usage type EP (Enterprise Portal) is needed if UWL is used.</p> <p>Mandatory for content publishing through OCI (Open Catalog Interface)</p>
BP MDM APPLICATION 7.1 (Portal Content for NW 7.0)	(X)		Mandatory for content publishing through OCI (Open Catalog Interface)
BP MDM TECHNOLOGY 7.1 (Portal Content for NW 7.0)			

## Portal Content (iViews) for NW 7.3, 7.4, and 7.5

As of MDM 7.1 SP07, MDM standard Portal content (iViews) is also supported on SAP NetWeaver 7.3 and 7.4.

Installable Software Unit	NW 7.3		Notes
	NW 7.4		
	NW 7.5		
SAP NetWeaver Portal (EP)	(X)		<p>Mandatory for portal content.</p> <p>The MDM 7.1 portal content requires SAP NetWeaver Portal 7.0 SPS15 or higher, or SAP NetWeaver Portal 7.3, 7.4, or 7.5 (some MDM components are only supported as of a specific support stack, as specified).</p> <p>Usage type EP (Enterprise Portal) is needed if UWL is used.</p> <p>Mandatory for content publishing through OCI (Open Catalog Interface)</p>

Installable Software Unit	NW 7.3	Notes
	NW 7.4	
	NW 7.5	
BP MDM APPLICATION 7.1 7.3 (Portal Content for NW 7.3, 7.4, and 7.5)	(X)	Supported as of MDM 7.1 SP07. Requires SAP NetWeaver 7.3 SP03 or higher or SAP NetWeaver 7.4 or 7.5.
BP MDM TECHNOLOGY 7.1 7.3 (Portal Content for NW 7.3, 7.4, and 7.5)		Mandatory for content publishing through OCI (Open Catalog Interface)
MDM EP 7.1 7.11 (Portal Content for NW 7.3/7.4/7.5)	(X)	Supported as of MDM 7.1 SP07

## Java API

Installable Software Unit	NW 7.0	NW CE 7.1	NW 7.3
	Enhancement Package 1 and 2 for NW 7.0	NW PI 7.1	NW 7.4
		NW CE 7.2	NW 7.5
SAP Web AS 7.00 Java SP15 or higher	(X)		
SAP NetWeaver CE 7.1 -or- SAP NetWeaver PI 7.1 -or- SAP NetWeaver CE 7.2		(X)	
SAP NetWeaver 7.3/7.4/7.5			(X)
MDM CONNECTOR 7.1 7.0 (Java API for NW 7.0 )	(X)	(X)	
Supported as of MDM 7.1 SP07*		Supported on NW CE 7.1	
MDM CONNECTOR 7.1 7.11 (Java API for NW 7.11)		(X)	(X)
Supported as of MDM 7.1 SP07*		Supported on NW CE 7.11 and higher	

\* Note that in the MDM 7.1 SP07 release and later, the MDM\_CONNECTOR software component (SCA) contains the software that was previously delivered in the two SDAs (com.sap.mdm.tech.connector.sda and com.sap.mdm.apireset.sda) within the MDM\_JAVA\_API SCA. However, for logistical reasons, the deprecated SDAs are still present in the MDM\_JAVA\_API SCA.

## Java Applications

Installable Software Unit	NW 7.0	NW CE 7.1	NW 7.3
	Enhancement Package 1 and 2 for NW 7.0	NW PI 7.1 NW CE 7.2	NW 7.4 NW 7.5
MDM ENRICH. CONTROLLER 7.1 7.0  (Enrichment Controller NW 7.0)	(X)		
MDM ENRICH. CONTROLLER 7.1 7.11  (Enrichment Controller NW 7.11)		(X)  Supported for NW CE 7.11 and NW CE 7.2 as of MDM 7.1 SP06	(X)  Supported as of MDM 7.1 SP07
MDM WEB SERVICES 7.1 7.0  (Web Services for NW 7.0)	(X)		
MDM WEB SERVICES 7.1 7.11  (Web Services for NW 7.1)		(X)  Supported for NW CE 7.11 and NW CE 7.2 as of MDM 7.1 SP02	(X)  Supported as of MDM 7.1 SP07
MDM WEB SERVICES_RUNTIME 7.1  (Web Services for NW 7.0) & (Web Services for NW 7.1)	(X)	(X)  Supported for NW 7.11 with MDM 7.1 SP02 and SP03	
MDM WEB SERVICES_RT 7.1 7.11  (Web Services for NW 7.1)		(X)  Supported for NW 7.11 with MDM 7.1 SP04 and higher	(X)  Supported as of MDM 7.1 SP07
MDM CHANGE TRACKER 7.1  (Change Tracker for NW 7.0)	(X)		
MDM CHANGE TRACKER 7.1 7.1  (Change Tracker for NW 7.1)		(X)  Supported for NW CE 7.11 and NW CE 7.2 as of MDM 7.1 SP03	(X)  Supported as of MDM 7.1 SP06
MDM JAVA WD FRAMEWORK 7.1 7.11  (Java Web Dynpro for NW 7.11)		(X)  Supported as of MDM 7.1 SP04	(X)  Supported as of MDM 7.1 SP07

Installable Software Unit	NW 7.0	NW CE 7.1	NW 7.3
	Enhancement Package 1 and 2 for NW 7.0	NW PI 7.1 NW CE 7.2	NW 7.4 NW 7.5
MDM EP 7.1 7.11 (Java Web Dynpro for NW 7.11)		(X) Supported as of MDM 7.1 SP07	(X) Supported as of MDM 7.1 SP07
MDM-CP-MAT 7.1 7.20 MDM-CP-MAT-EP 7.1 7.20 MDM-CP-MAT-PROCESSES 7.1 7.20 (Collabor. Proc. for Material)		(X) Supported on NW CE 7.2 (not supported on NW 7.1)	(X) Supported as of MDM 7.1 SP07

## MDM Technology

Installable Software Unit	NW 7.0	NW PI 7.1	NW 7.3
	Enhancement Package 1 and 2 for NW 7.0		NW 7.4 NW 7.5
MDM TECHNOLOGY 7.10 731 (ABAP API for NW 7.31 – includes MDM ABAP API)			(X) Supports NW 7.31 as of MDM 7.1 SP10 Supports NW 7.4 as of MDM 7.1 SP11 Supports NW 7.5 as of MDM 7.1 SP16
MDM TECHNOLOGY 7.10 710 (ABAP API for NW 7.1 – includes MDM ABAP API)		(X)	(X) Supported as of MDM 7.1 SP07
MDM TECHNOLOGY 7.10 700 (X) (ABAP API for NW 7.0 – includes MDM ABAP API)			
MDM TECHNOLOGY 7.10 640 (X) (ABAP API for NW04 – includes MDM ABAP API)			

Installable Software Unit	NW 7.0	NW 7.3
	Enhancement Package 1 and 2 for NW 7.0	NW 7.4
	NW PI 7.1	NW 7.5
SAP CCMS agent / SAP OS collector.	(X)	
MDM CCMS agent plug-in-SAP CCMS Agent and MDM CCMS plug-in can be installed with the SAPinst installation tool, which also registers the agent in a central monitoring system		
SAP Central Monitoring System	(X)	
SAP Solution Manager Diagnostics / Wily Introscope Enterprise Manager	(X)	
SAP SMD Agent / SAP Host Agent	(X)	
Enhanced Change and Transport System (CTS+)	(X)	
Solution Manager 7.0 EHP1 (MDM Administration Cockpit)	(X)	

## 2.1.3 Business Content and Remote Systems

### Business Content

Installable Software Unit	MDM 7.1	Notes
MDM BUSINESS CONTENT 7.1 (Business Content)	(X)	
MDM-CP-CONTENT-MAT 7.1 7.20 (Collabor. Proc. for Material)	(X)	

## PI (XI) Content

Installable Software Unit	MDM 7.1	Notes
XI CONTENT MDM BUSINESS 7.1 (XI Content)	(X)	For NW 7.0 and NW PI 7.1.
No special SP is required for XI 7.0 for XI Content MDM Business 7.1		MDM 7.1 supports all SAP enhancement packages for SAP NetWeaver 7.0. If your target remote system is ERP 2005 Enhancement Package 4 or CRM 7.0 or SRM 7.0 or any newer version of the mentioned systems, software component version SAP_ABA 7.01 must be installed on your PI (XI) system.

## File Server

Installable Software Unit	MDM 7.1	Notes
File Server	(X)	

## Remote Systems

The MDM 7.1 business content supports these remote systems.

Installable Software Unit	MDM 7.1	Notes
R/3 and ERP Remote Systems:	(X)	Must contain plug-in PI_BASIS 2005.1 (620, 640 or 700) SP10 (or higher) or PI_BASIS 2006.1 (620, 640, 700). R/3 and ERP systems must also contain PI 2004.1 (620, 640) SP14 (or higher). SP08 is required for ERP 2005.
<ul style="list-style-type: none"> <li>• SAP R/3 ENTERPRISE 4.7x110</li> <li>• SAP R/3 ENTERPRISE 4.7x200</li> <li>• SAP ERP 2004 (ECC 5.0)</li> <li>• SAP ERP 2005 (ECC 6.0)</li> </ul>		
CRM Remote Systems:	(X)	Must contain plug-in PI_BASIS 2005.1 (620, 640 or 700) SP10 (or higher) or PI_BASIS 2006.1 (620, 640, 700). R/3 and ERP systems must also contain PI 2004.1 (620, 640) SP14 (or higher). SP08 is required for ERP 2005.
<ul style="list-style-type: none"> <li>• SAP CRM 4.0</li> <li>• SAP CRM 5.0</li> <li>• SAP CRM 2007</li> <li>• SAP CRM 7.0</li> </ul>		
SRM Remote Systems:	(X)	Must contain plug-in PI_BASIS 2005.1 (620, 640 or 700) SP10 (or higher) or PI_BASIS 2006.1 (620, 640, 700). R/3 and ERP systems must also contain PI 2004.1 (620, 640) SP14 (or higher). SP08 is required for ERP 2005.
<ul style="list-style-type: none"> <li>• SAP SRM 4.0</li> <li>• SAP SRM 5.0</li> <li>• SAP SRM 7.0</li> </ul>		

Installable Software Unit	MDM 7.1	Notes
SAP Business Intelligence (BI) with BI Content 7.03	(X)	

## 2.2 Description of MDM Components

### MDM Servers

Master Data Server (MDS)	Manages access through the DBMS to one or more MDM repositories containing master data. The Master Data Server passes this information to various client components across a network.
Master Data Import Server (MDIS)	Allows you to export data automatically in conjunction with predefined inbound ports and import maps.
Master Data Syndication Server (MDSS)	Allows you to export data automatically in conjunction with predefined outbound ports and syndicator maps.
Master Data Layout Server (MDLS)	Supports the publishing capabilities of MDM.
MDM Business Content	<p>Contains predefined repositories and XI content for the following object types:</p> <ul style="list-style-type: none"> <li>• Material (for ERP), SAP Note <a href="#">1355137</a></li> <li>• Vendor (for ERP), SAP Note <a href="#">1318478</a></li> <li>• Customer (for ERP), SAP Note <a href="#">1412742</a></li> <li>• Employee (for ERP), SAP Note <a href="#">1268212</a></li> <li>• Article (for SAP Retail), SAP Note <a href="#">1276909</a></li> <li>• Product/Material (for CRM/SRM, ERP), SAP Note <a href="#">1252846</a></li> <li>• Business Partner/Vendor/Customer (for CRM/SRM, ERP), SAP Note <a href="#">1035773</a></li> </ul> <p>For more information, see sections Defining a Repository and Setting Up Integration Scenarios Using the MDM Business Scenario in the <i>MDM 7.1 IT Scenario Configuration Guide</i>.</p> <p>For more information, see <a href="#">MDM Business Content</a> on SAP Developer Network.</p>

## MDM Administration Components

MDM Console	Allows you to administer and monitor MDM servers. It also allows you to create and maintain the structure of MDM repositories as well as to control access to them.
MDM CLIX	Allows you to manage the MDM software and MDM repositories using a command line interface instead of the MDM Console.

## MDM Client Components

MDM Data Manager (Client)	The primary client of the Master Data Server. It allows users to store, manage and update master data consisting of text, images, and other rich content, and to create taxonomies, families, and relationships. In the MDM Data Manager you can create workflows to orchestrate a series of operations that include user tasks, validations, and approvals, automating business processes at the data management level.
MDM Import Manager	Allows you to import master data from most types of flat or relational electronic source files (such as Excel, delimited text, SQL, XML, and any ODBC-compliant source), and to restructure, cleanse, and normalize master data as part of the import process.
MDM Syndicator	Allows you to map and export master data to various remote systems (such as ERP master data clients, Web catalogs) and files with flat or relational formats.
MDM Image Manager	Allows you to create image variants for different publication channels and connect them to master data objects or object families.
MDM Publisher	Builds upon and extends the print catalog publishing capabilities of MDM. It augments the existing table layout generation capabilities within families with a whiteboard metaphor for merchandising: complete and precise control over the drag and drop positioning of page elements; page, spread and section objects; and a WYSIWYG GUI similar to that of the DTP application itself.
MDM Indexer	Supports the MDM Publisher in creating indexes across catalogs.
MDM InDesign Plugin	Allows you to connect MDM to Adobe InDesign. You can generate printing to Adobe InDesign page layouts for high formatting flexibility as well as for compatibility with traditional pre-press workflow.

MDM CCMS components	<ul style="list-style-type: none"> <li>• <b>Central Monitoring System (CEN):</b> A central ABAP stack that is used to collect the MDM CCMS monitoring data and provides alerting functionality.</li> <li>• <b>SAP CCMS Agent:</b> Registers to the CEN and transports CCMS monitoring data from the MDM host to the CEN. The MDM servers are connected with a plug-in.</li> <li>• <b>MDM CCMS Agent Plug-In:</b> Allows communication between the CCMS agent monitoring provider and the Master Data Server for heartbeat and performance monitoring.</li> </ul>
Enhanced Change and Transport System (CTS+)	The integration of MDM change transport to CTS+ allows you to transport all development changes made in the development system to the quality system and then to the production system in a system controlled way.
MDM SMD Root Cause Analysis Components	<ul style="list-style-type: none"> <li>• <b>Central Solution Manager Diagnostics System (SMD):</b> Based on a two-stack Web AS installation (Solution Manager 7.0), the SMD collects root cause analysis data from SMD Agents on MDM hosts.</li> <li>• <b>SMD Agent:</b> To be installed on each MDM host to be monitored. Responsible for management and data transport of SMD data and applications. One of these applications is the SAP Hostagent.</li> <li>• <b>SAP Hostagent:</b> Installed using SMD. Receives Wily Introscope performance metrics and transfers these to the Wily Introscope Manager connected to the SMD.</li> <li>• <b>Wily Introscope Enterprise Manager:</b> Collects the performance metrics provided by MDM servers on MDM hosts. This data can be displayed with the Wily Introscope Workstation or in the E2E Workload Analysis in SMD.</li> </ul>
MDM Administration Cockpit	An application that is provided with the Work Center System Administration in the Solution Manager 7.0. With this application you can perform administrative tasks like starting and stopping the Master Data Server. It provides a subset of the administrative tasks that can be performed in the MDM Console.
MDM UOM Manager	Supports the conversion of different units of measurement. From MDM 7.1 SP09, you can manage units of measurement in the MDM Console (recommended).

## MDM Development and Portal Components

MDM COM API	Provides Com Objects interfaces to assist Web and software developers in building custom applications that call MDM functions. Use of MDM COM API is discouraged as it will not be part of the next MDM release.
-------------	--

MDM Java API	Provides Java interfaces to assist Web and software developers in building custom applications that call MDM functions.
MDM .NET API	Provides .NET interfaces to assist Web and software developers in building custom applications that call MDM functions.
MDM Connector	Provides connectivity capabilities between the MDS and Java EE applications.  You can use the connector within SAP NetWeaver Portal to configure connections to MDM repositories in the portal system landscape or in Java EE applications to establish physical connections to MDS.
MDM Portal Content	Provides MDM content for SAP NetWeaver Portal that allows you to edit records and to search a repository in multiple dimensions. You can enable an open catalog interface (OCI) for the search results.
MDM ABAP API	Provides access to repositories and data on a Master Data Server from an AS ABAP.

## MDM Java Applications

MDM Enrichment Architecture	The Enrichment Services are used to improve the data quality, enabling MDM to communicate with external enrichment services. These are integrated into the MDM workflow and provide an open framework that can be extended through adapters offered by partners.
TREX Client	Provides access to the TREX server. TREX is used to search PDFs that are stored in the data.
MDM Web Services	Provide access to repositories on a Master Data Server.
MDM Change Tracker	Provides viewing possibility for the change information requested in the MDM Console.
MDM Web Dynpro Components	<ul style="list-style-type: none"> <li>MDM Web Dynpro Components: Reusable units of coding which can be used as building blocks for developing modular Web applications and they can also be extended with Java coding. They are consumed (as used components), by custom developed Web Dynpro wrapper applications and can be used for customizing or applying different business logics to suit a variety of business scenarios such as <i>Business Process Management (BPM)</i> .</li> <li>MDM Web Dynpro Configurator: A wizard-based tool that exposes MDM repository metadata and is used for configuring MDM Web Dynpro components (for example, layout, actions, and functions of the components can be configured).</li> </ul>

MDM Collaborative Processes for Material

A preconfigured, packaged solution to create a master data creation process. MDM customers can rapidly deploy and implement a working master data scenario based on MDM and BPM by using the content of the packaged solution as a starting point and then tailoring it to suit their own business scenario. In this collaborative process, MDM's functionality is exposed as Web services and Web-based data governance user interfaces which are combined in a logical process flow using BPM.

---

## Remote Systems

To use the extractors, you have to implement the corresponding plug-in on your remote system. If you do not have the plug-in, see the relevant SAP notes to implement the extractors.

## File Server

Transfers data from the remote system or the PI (XI) to the port directory.

## PI Adapter

Provides a tight integration of MDM with PI (XI).

## 2.3 Hardware and Software Requirements

The host machines must meet the following requirements:

Requirement Type	Requirements
Hardware Requirements	See the <i>MDM Installation Guide</i> for your platform and the <i>MDM Sizing Guide</i> at <a href="https://help.sap.com/nwmdm71">help.sap.com/nwmdm71</a>
Software Requirements	See <a href="#">Software Requirements [page 30]</a> .
Operating Systems	See <a href="#">Supported Operating Systems for MDM Applications [page 31]</a> . For information about platforms for supported databases, see the Product Availability Matrix (PAM). Go to <a href="https://service.sap.com/pam">service.sap.com/pam</a> and search for <b>SAP NetWeaver MDM 7.1</b> .

---

Requirement Type	Requirements
DBMS/ Database Requirements	<p>Supported databases:</p> <ul style="list-style-type: none"> <li>• Oracle 12.2</li> <li>• Oracle 12.1</li> <li>• Microsoft SQL Server 2017</li> <li>• Microsoft SQL Server 2014</li> <li>• Microsoft SQL Server 2012</li> <li>• Microsoft SQL Server 2008 (R2)</li> <li>• IBM DB2 10.5</li> <li>• MaxDB 7.9 The MaxDB client version must be 7.9.08.02 and later.</li> <li>• SAP Adaptive Server Enterprise (ASE)</li> <li>• SAP HANA (for MDM-SRM only)</li> </ul> <p>For information about platforms for supported databases, see the Product Availability Matrix (PAM). Go to <a href="https://service.sap.com/pam">service.sap.com/pam</a> and search for <b>SAP NetWeaver MDM 7.1</b>.</p>
CCMS Monitoring	<p>To perform CCMS monitoring on MDM components, it is necessary to:</p> <ul style="list-style-type: none"> <li>• install a local CCMS agent and a SAPOSCOL executable on the host machine</li> <li>• configure a central monitoring system based on Web AS that is the central access point for monitoring your complete system landscape</li> </ul> <div style="border: 1px solid #ccc; background-color: #f0f0f0; padding: 10px; margin-top: 10px;"> <p><b>i Note</b></p> <p>In most customer installations the Solution Manager contains the CEN for CCMS monitoring and the SMD for root cause analysis by default.</p> </div>
Solution Manager Integration - <i>Monitoring</i>	<p>To perform Root Cause Analysis with the Solution Manager Diagnostics (SMD) monitoring, it is necessary to:</p> <ul style="list-style-type: none"> <li>• install a local SMD agent on the host machine</li> <li>• install and configure a (two-stack) Solution Manager 7.0 system including a Solution Manager Diagnostics application</li> <li>• install a Wily Introscope Enterprise Manager that stores metrics data delivered from MDM servers</li> </ul>
Solution Manager Integration - <i>Administration</i>	<p>To perform administrative tasks you can use the MDM Administration Cockpit which integrated into the Solution Manager Workcenters. To use the MDM Administration Cockpit, it is necessary to</p> <ul style="list-style-type: none"> <li>• install a local SMD agent on the host machine</li> <li>• install and configure a (two-stack) Solution Manager 7.0 EHP1 system including a Solution Manager Diagnostics application</li> </ul>
Enhanced Change and Transport System (CTS +)	<p>A CTS system (AS ABAP and AS Java), running under at least SAP enhancement package 1 for SAP NetWeaver 7.0, which supports the transport of MDM objects.</p>

## 2.3.1 Software Requirements

The following table describes software requirements for:

- Client software for the DBMS you want to use
- External software required for specific tasks

Software	Tasks	Installation with these MDM Components
Microsoft XML Parser 4.0 with SP 2 or higher (available for free download from Microsoft)	Comparison view, Publication layout view, Import Server viewing of log and report files	Import Server (Windows only), Syndication Server (Windows only), Data Manager, Syndicator, Import Manager, Console
Microsoft MDAC - Version 2.7 or higher (available for free download from Microsoft)	Export and import files to and from the catalog	Import Server (Windows only), Syndication Server (Windows only), Data Manager
Microsoft Access (Microsoft Office XP, Microsoft Office 2003, Microsoft Office 2007, Microsoft Office 2010, Microsoft Office 2013, Microsoft Office 2016, Microsoft Office 365)  and/or  Microsoft Excel (Microsoft Office XP, Microsoft Office 2003, Microsoft Office 2007, Microsoft Office 2010, Microsoft Office 2013, Microsoft Office 2016, Microsoft Office 365)	Import and/or export Excel or Access files to and from the catalog	Import Manager, Syndicator, Data Manager
Adobe Acrobat Reader Version 4.0 or higher	View original PDFs	Import Manager, Syndicator, Data Manager
Adobe Acrobat Standard or Professional Version 4.0 to 9.  Later versions have not been qualified.	Import and edit PDFs	Import Manager, Syndicator, Data Manager
Adobe Photoshop (As of MDM 7.1 SP04, all CS versions up to and including CS5 are supported. Later CS versions should also work, but have not been qualified.)	Import, edit and view all CMYK images and images with extensions .ai, .eps, .ept, .pcd, .ps, .psd	Import Manager, Syndicator, Data Manager, Image Manager
Adobe InDesign version CS3 to CS6. CS5.5 is supported as of MDM 7.1 SP09. CS6 is supported as of MDM 7.1 SP11.  Adobe InDesign CC 2015 for Windows is supported as of MDM 7.1 SP16.	Desktop Publishing from MDM	Master Data Server, Layout Server, Publisher
Oracle Provider for OLEDB	Import data directly from an Oracle database	Import Manager

Software	Tasks	Installation with these MDM Components
Microsoft Visio (Microsoft Office 2003, 2007, 2010, 2013, 2016; 32-bit versions)	Model MDM workflows	Data Manager
Microsoft Visio (Microsoft Office 365)	For Microsoft Visio 2013, you need to install the Microsoft security update for Visio 2013: <a href="https://support.microsoft.com/en-gb/kb/3101365">https://support.microsoft.com/en-gb/kb/3101365</a> .	

### i Note

None of the MDM 7.1 software components require an Adobe Photoshop license. However, in order for MDM to take advantage of the more advanced imaging capabilities, Adobe Photoshop must be installed on the same machine as the MDM clients (MDM Data Manager, MDM Image Manager, and so on).

## 2.3.2 Supported Operating Systems for MDM Applications

All the supported operating systems are 64-bit operating systems.

Platform	Supported Versions
Windows	<ul style="list-style-type: none"> <li>Windows Server 2019</li> <li>Windows Server 2016</li> <li>Windows Server 2012 R2</li> <li>Windows Server 2012 x64</li> <li>Windows Server 2008 R2 x64</li> </ul>
AIX	<ul style="list-style-type: none"> <li>AIX Version 7.2 on Power Systems</li> <li>AIX Version 7.1 on Power Systems</li> </ul>
HP-UX	<ul style="list-style-type: none"> <li>Version 11.31 on IA64</li> <li>Version 11.31 on PA-RISC</li> </ul>
<h3>i Note</h3> <p>HP-UX is no longer supported due to lack of use.</p>	
Solaris	<ul style="list-style-type: none"> <li>Version 11 on x64</li> <li>Version 11 on SPARC</li> </ul>
Linux	<ul style="list-style-type: none"> <li>SUSE Linux Enterprise Server 12 on x86_64</li> <li>SUSE Linux Enterprise Server 12 on PowerPC</li> <li>Red Hat Enterprise Linux 6* on x86_64</li> <li>Red Hat Enterprise Linux 7 on x86_64</li> </ul>

Platform	Supported Versions
IBM i	<ul style="list-style-type: none"> <li>Version 7.1</li> <li>Version 7.2</li> </ul>

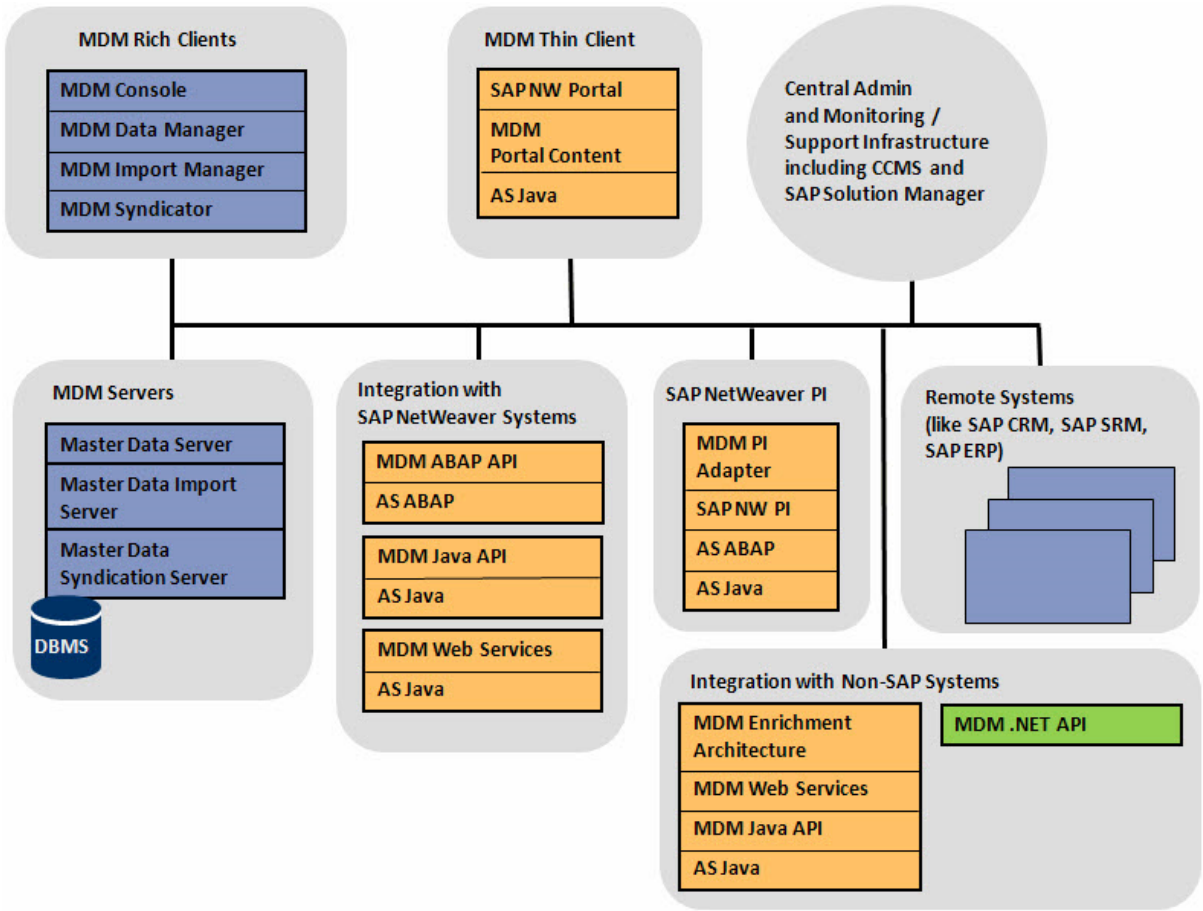
**i Note**

IBM i is no longer supported due to lack of use.

\* See SAP Note [1811881](#) and the *MDM Installation Guide for UNIX* when installing MDM on Linux Red Hat 6.2 or later 6.x version.

## 2.4 Integration System Landscape

The following figure shows an integration system landscape:



**i Note**

It is not practical to give general guidelines for the development of your system landscape since this greatly depends on your requirements.

There are several sources for the sizing of each system.

- For information about sizing and recommendations for the setup of MDM system/components, see the *MDM Sizing Guide* on the SAP Help Portal at [help.sap.com/nwmdm71](https://help.sap.com/nwmdm71).
- For information about Operating Systems and DBMS requirements, see [Hardware and Software Requirements \[page 28\]](#), and the Product Availability Matrix (PAM) for MDM on SAP Service Marketplace at [service.sap.com/pam](https://service.sap.com/pam).

## 2.5 Securing Communication Channels Using Secure Sockets Layer (SSL)

As of SAP NetWeaver MDM 7.1 SP07, you can optionally secure communication between MDM servers and clients using the Internet standard protocol Secure Sockets Layer (SSL).

### i Note

MDM supports SSL for communication between MDM applications only. Communications established between third party applications and MDM components, including—but not limited to—the DBMS, are not affected by MDM security settings, but the third party applications may provide their own form of communication security.

For detailed information about securing communications in MDM 7.1 using SSL, see the *MDM Security Guide* on the SAP Help Portal at [help.sap.com/nwmdm71](https://help.sap.com/nwmdm71).

## SSL Support for MDM Servers, Clients, Administration, and Development Components

Secure communications by SSL between MDM servers, clients, and administration components are supported as follows:

- MDM servers (MDS, MDIS, MDLS, MDSS) to MDS
- MDM Console to all MDM servers
- MDM Data Manager to MDS
- MDM Image Manager to MDS
- MDM Import Manager to MDS
- MDM Syndicator to MDS
- MDM Publisher to MDS and MDLS
- MDM PubIndexer to MDS and MDLS
- MDM Java API to MDM servers
- MDM Connector to MDM servers
- MDM .NET API to MDS
- MDM ABAP API applications to MDS

- MDM CLIX to MDS
- MDM Workflow Add-In to MDS
- MDM Enrichment Controller to MDS
- MDM PI Adapter to MDS
- MDM Web Dynpro Components to MDS
- MDM iViews to MDS
- MDM Web Services to MDS

## SSL Support for Non-MDM Components

The following MDM components support SSL-based secure communications with the non-MDM component, SAP Instance Framework (`SAPStartSrv`):

- MDM CLIX on Windows only to `SAPStartSrv`
- MDM Console to `SAPStartSrv`

### i Note

MDM applications on UNIX and Linux should **not** be configured to use secure connections to `SAPStartSrv`. The `.ini` file setting `Service Control Security Enabled` should be set to `False`.

## Limitations

The following MDM components do not support SSL-based communications:

- CCMS Plug-in (connections to MDM servers)
- MDMCOM (connections to MDS)
- TREX Plug-in (connections to MDS)
- UOM Manager (connections to MDS)

The following does not use SSL as they do not connect to the MDS:

- Collaborative Creation Process for Material Master Data (does not connect to MDS, but rather uses MDM Web Dynpro components)
- MDM Change Tracker (communicates directly with the database and not with the MDS)

The MDM components, `RCCodes` and `Language Selector`, do not communicate with any MDM components and therefore have no communication channels that need to be encrypted.

In addition, the following connections will not work in a secure mode nor carry encrypted data, even if MDS is configured to work in SSL mode:

- Connection from MDS to DBMS Servers
- Connection from MDS to LDAP Servers
- Connection from SLD/Wily to MDS
- Connection from Workflow Sendmail to MDS
- Connection from SMTP server to MDS

Note that for some of these components, secure communications may already be possible. Security of communications between MDM and other software components, if any, must be configured independently from securing communications between MDM components. The only exception to this statement is `SAPStartSrv`, which has already been mentioned earlier.

Communication between MDM InDesign Plugin and the MDLS is not secured by SSL, but by another encryption algorithm.

# 3 Scenario Approach of MDM

## 3.1 Scenarios

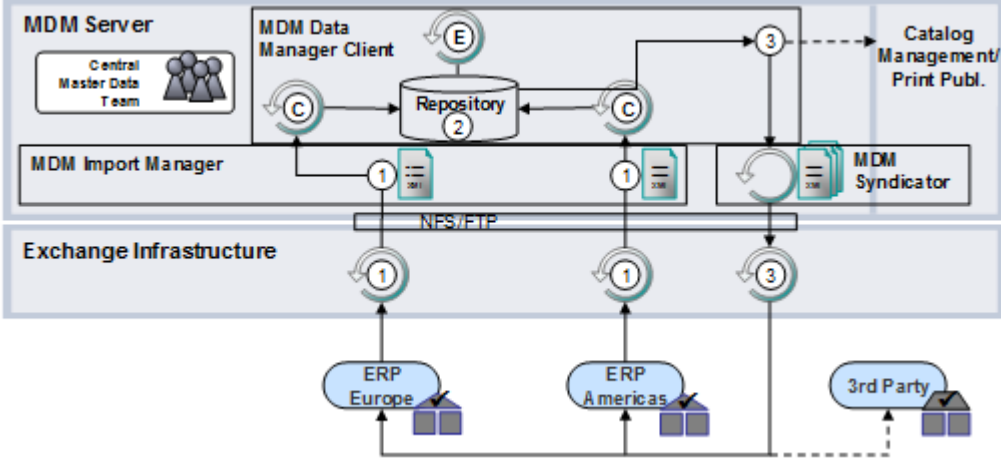
### Master Data Management

Master data management is a key enabler of consistent master data within a heterogeneous system landscape. It provides a single version of the truth for customer, product, employee, supplier, and user-defined data objects, ensuring cross-system data consistency through streamlined data import, consolidation, and distribution mechanisms.

This scenario consists of the following generic variants:

- **Master-data consolidation**  
Allows you to identify identical master data objects within heterogeneous landscapes, merge identical objects centrally, and provide the relevant key mapping information for further use in business operations or analytics.
- **Master-data harmonization**  
Organizations can cleanse master data on materials, retail articles, suppliers, and customers, and leverage the results to perform enterprise-wide analytics such as global spend analyses. Consolidated master data is then distributed to the connected remote systems to streamline business operations based on high-quality data.
- **Central master-data management**  
Organizations can consolidate and centrally manage their master data. They can support company-wide quality standards by ensuring that central control of master data begins as soon as the data is created.

The figure below shows the interaction of ERP, PI (XI), and the central SAP NetWeaver MDM 7.1 components when performing the scenario variants master-data consolidation, master-data harmonization and central master-data management:

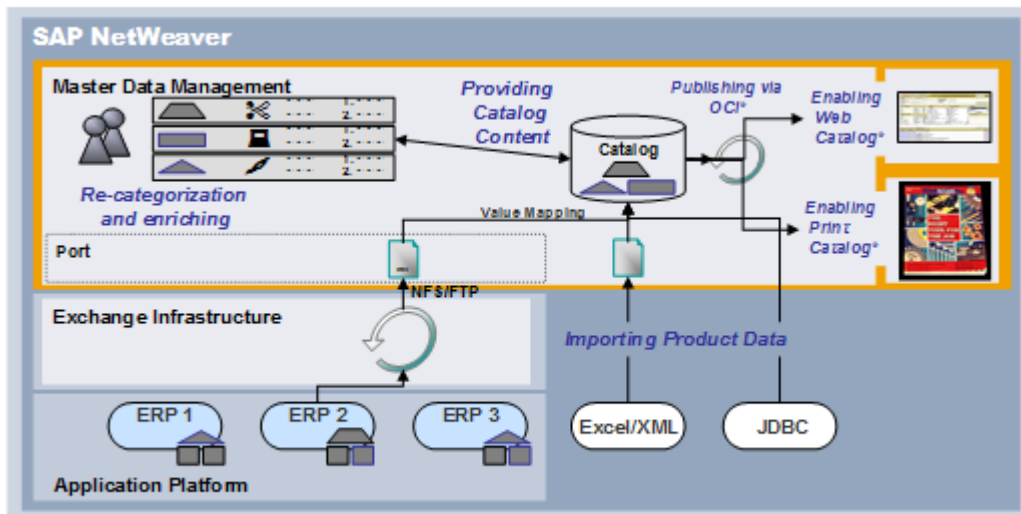


1. Loading master data
2. Consolidating master data
3. Distributing master data

### Rich Product-Content Management

Rich product-content management with SAP NetWeaver MDM specifically targets centralized product-content management and multi-channel publishing. It allows you to import and export product data and centrally manage content. You can also create custom print catalogs and Web catalogs as well as expose an MDM product repository to a business application through the Open Catalog Interface (OCI). As a result, MDM capabilities are extended with business processes such as product introduction, cataloguing and publishing.

This figure shows the interaction between the central SAP NetWeaver MDM 7.1 components when performing rich product-content management.



\* Optional means of syndication and publishing

1. Importing product data
2. Re-categorizing and enriching product data
3. Providing catalog content
4. Enabling print publishing

## 3.2 Installation

The following tables describe the workflow for installing MDM.

When planning an upgrade from MDM 5.5, or from any previous MDM 7.1 support package (SP) release, refer to the *MDM Upgrade Guide* on the SAP Help Portal at [help.sap.com/nwmdm71](http://help.sap.com/nwmdm71) before you begin the upgrade process.

The Upgrade Guide provides the following information:

- Preparatory and pre-installation tasks
- Post-installation setup and configuration tasks required to complete the upgrade process.

## Master Data Servers

No.	Action	Corresponding Documentation
1a	Install the Master Data Servers: <ul style="list-style-type: none"> <li>• Master Data Server 7.1</li> <li>• (Optional) Master Data Import Server 7.1</li> <li>• (Optional) Master Data Syndication Server 7.1</li> </ul>	<i>MDM Installation Guide</i> at <a href="http://help.sap.com/nwmdm71">help.sap.com/nwmdm71</a>

No.	Action	Corresponding Documentation
1b	Install Master Data Server for <i>Rich Product-Content Management</i> : <ul style="list-style-type: none"> <li>(Optional) Install the Master Data Layout Server 7.1</li> </ul>	MDM Installation Guide at <a href="https://help.sap.com/nwmdm71">help.sap.com/nwmdm71</a>

## MDM Clients

No.	Action	Corresponding Documentation
2a	Install the MDM clients: <ul style="list-style-type: none"> <li>MDM Console 7.1</li> <li>MDM Data Manager 7.1</li> <li>MDM Import Manager 7.1</li> <li>MDM Syndicator 7.1</li> <li>(Optional) MDM CLIX 7.1</li> <li>(Optional) MDM Language Selector 7.1</li> <li>(Optional) MDM UOM Manager 7.1</li> <li>(Optional) MDM Image Manager 7.1</li> </ul>	MDM Installation Guide at <a href="https://help.sap.com/nwmdm71">help.sap.com/nwmdm71</a>
2b	Install MDM clients for <i>Rich Product-Content Management</i> : <ul style="list-style-type: none"> <li>(Optional) MDM Publisher 7.1 (Rich Product-Content Management only)</li> <li>(Optional) MDM Indexer 7.1 (Rich Product-Content Management only)</li> <li>(Optional) MDM InDesign Plugin 7.1 (Rich Product-Content Management only)</li> </ul>	MDM Installation Guide at <a href="https://help.sap.com/nwmdm71">help.sap.com/nwmdm71</a>

## SAP Search Engine

No.	Action	Corresponding Documentation
3	Install TREX 7.00 (optional).	SAP NetWeaver Search and Classification TREX at <a href="https://service.sap.com/installnw70">service.sap.com/installnw70</a>

## MDM 7.1 with SAP NW XI 7.0

No.	Action	Corresponding Documentation
4a	Install SAP Exchange Infrastructure (XI) 7.0 and apply the required support packages (optional).	<a href="https://service.sap.com/instguidesnw70">service.sap.com/instguidesnw70</a> : ▶ Installation > 4 - Installation - Clients > Installation - Partner Connectivity Kit on <OS> (SR2) ▶
4b	Install XI CONTENT MDM ADAPT. 7.1 7.00 (optional).	
4c	Install MDM (PI) Adapter 7.1 7.0 (optional).	MDM PI Adapter Guide at <a href="https://help.sap.com/nwmdm71">help.sap.com/nwmdm71</a>

## MDM 7.1 with SAP NW PI 7.1, SAP NW CE 7.1, SAP NW CE 7.2, or SAP NW 7.3

No.	Action	Corresponding Documentation
5a	Install: <ul style="list-style-type: none"> <li>• SAP NetWeaver PI 7.1 (optional)</li> <li>• SAP NetWeaver CE 7.1 (optional)</li> <li>• SAP NetWeaver CE 7.2 (optional)</li> <li>• SAP NetWeaver 7.3</li> </ul>	<a href="https://service.sap.com/instguidesNWpi71">service.sap.com/instguidesNWpi71</a> <a href="https://service.sap.com/instguidesnwce">service.sap.com/instguidesnwce</a> <a href="https://service.sap.com/instguidesnw73">service.sap.com/instguidesnw73</a>
5b	Install XI CONTENT MDM ADAPT. 7.1 7.10 (optional).	
5c	Install MDM (PI) Adapter 7.1 7.1 (optional).	MDM PI Adapter Guide at <a href="https://help.sap.com/nwmdm71">help.sap.com/nwmdm71</a>

## Business Content

No.	Action	Corresponding Documentation
6a	Install MDM Business Content 7.1 (optional).	MDM 7.1 IT Scenario Configuration Guide at <a href="https://help.sap.com/nwmdm71">help.sap.com/nwmdm71</a>
6b	Install XI Content MDM Business 7.1 (optional).	MDM 7.1 IT Scenario Configuration Guide at <a href="https://help.sap.com/nwmdm71">help.sap.com/nwmdm71</a>





## COM API

No.	Action	Corresponding Documentation
7	Install MDM COM API 7.1 (optional)	<i>MDM Installation Guide</i> at <a href="https://help.sap.com/nwmdm71">help.sap.com/nwmdm71</a>

## DOTNET API

No.	Action	Corresponding Documentation
8	Install MDM DOTNET API 7.1 (optional)	<i>MDM Installation Guide</i> at <a href="https://help.sap.com/nwmdm71">help.sap.com/nwmdm71</a>

## Java API

No.	Action	Corresponding Documentation
9a	<p>For SAP NetWeaver 7.0, install:</p> <ul style="list-style-type: none"><li>SAP Web AS: SAP Web AS 7.00 Java SP15 or higher (optional)</li></ul> <p>For SAP NetWeaver 7.1 and 7.2, install:</p> <ul style="list-style-type: none"><li>SAP NetWeaver PI 7.1 (optional)</li><li>SAP NetWeaver CE 7.1 (optional)</li><li>SAP NetWeaver CE 7.2 (optional)</li></ul> <p>For SAP NetWeaver 7.3, install:</p> <ul style="list-style-type: none"><li>SAP NetWeaver 7.3 (optional)</li></ul>	<p><a href="https://service.sap.com/instguidesnw70">service.sap.com/instguidesnw70</a> </p> <p><a href="https://service.sap.com/instguidesNWpi71">service.sap.com/instguidesNWpi71</a> </p> <p><a href="https://service.sap.com/instguidesnwce">service.sap.com/instguidesnwce</a> </p> <p><a href="https://service.sap.com/instguidesnw73">service.sap.com/instguidesnw73</a> </p>

No.	Action	Corresponding Documentation
9b	<p>For SAP NetWeaver 7.0, install:</p> <ul style="list-style-type: none"> <li>• MDM CONNECTOR 7.1 7.0 (optional) (as of MDM 7.1 SP07)</li> <li>• MDM JAVA API 7.1 (optional)</li> <li>• MDM JAVA API DOC 7.1 (optional)</li> </ul> <p>For SAP NetWeaver 7.1 and 7.2, install:</p> <ul style="list-style-type: none"> <li>• MDM CONNECTOR 7.1 7.0 (optional) (as of MDM 7.1 SP07)</li> <li>• MDM CONNECTOR 7.1 7.11 (optional) (as of MDM 7.1 SP07)</li> <li>• MDM JAVA API 7.1 (optional)</li> <li>• MDM JAVA API DOC 7.1 (optional)</li> </ul> <p>For SAP NetWeaver 7.3, install:</p> <ul style="list-style-type: none"> <li>• MDM CONNECTOR 7.1 7.11 (optional) (as of MDM 7.1 SP07)</li> <li>• MDM JAVA API 7.1 (optional)</li> <li>• MDM JAVA API DOC 7.1 (optional)</li> </ul>	<p>MDM Installation Guide at <a href="https://help.sap.com/nwmdm71">help.sap.com/nwmdm71</a></p>


## Portal Content

No.	Action	Corresponding Documentation
10a	Install SAP NetWeaver Portal (optional).	<p><a href="https://service.sap.com/instguidesnw70">service.sap.com/instguidesnw70</a></p> <p><a href="https://service.sap.com/instguidesnw73">service.sap.com/instguidesnw73</a></p>
10b	<p>For SAP NetWeaver 7.0, install:</p> <ul style="list-style-type: none"> <li>• BP MDM Application 7.1 (optional)</li> <li>• BP MDM Technology 7.1 (optional)</li> <li>• MDM Java API 7.1 (optional)</li> </ul> <p>For SAP NetWeaver 7.3, install:</p> <ul style="list-style-type: none"> <li>• BP MDM Application 7.1 7.3 (optional)</li> <li>• BP MDM Technology 7.1 7.3 (optional)</li> <li>• MDM Java API 7.1 (optional)</li> <li>• MDM CONNECTOR 7.1 7.11</li> <li>• MDM EP 7.1 7.11 (UWL software component that contains the UWL connector as of MDM 7.1 SP07)</li> </ul>	<p>MDM Installation Guide at <a href="https://help.sap.com/nwmdm71">help.sap.com/nwmdm71</a></p>

## Java Applications

No.	Action	Corresponding Documentation
11a	<p>For SAP NetWeaver 7.0, install:</p> <ul style="list-style-type: none"> <li>SAP Web AS: SAP Web AS 7.00 Java SP15 or higher (optional)</li> </ul> <p>For SAP NetWeaver 7.1 and 7.2, install:</p> <ul style="list-style-type: none"> <li>SAP NetWeaver PI 7.1 (optional)</li> <li>SAP NetWeaver CE 7.1 (optional)</li> <li>SAP NetWeaver CE 7.2 (optional)</li> </ul> <p>For SAP NetWeaver 7.3, install:</p> <ul style="list-style-type: none"> <li>SAP NetWeaver 7.3 (optional)</li> </ul>	<p><a href="https://service.sap.com/instguidesnw70">service.sap.com/instguidesnw70</a></p> <p><a href="https://service.sap.com/instguidesNWpi71">service.sap.com/instguidesNWpi71</a></p> <p><a href="https://service.sap.com/instguidesnwce">service.sap.com/instguidesnwce</a></p> <p><a href="https://service.sap.com/instguidesnw73">service.sap.com/instguidesnw73</a></p>
11b	<p>For SAP NetWeaver 7.0, install:</p> <ul style="list-style-type: none"> <li>MDM ENRICH CONTROLLER 7.1 7.0 (optional)</li> </ul> <p>For SAP NetWeaver 7.1, 7.2, and 7.3, install:</p> <ul style="list-style-type: none"> <li>MDM ENRICH CONTROLLER 7.1 7.11 (optional)</li> </ul>	<p>MDM Installation Guide at <a href="https://help.sap.com/nwmdm71">help.sap.com/nwmdm71</a></p>
11c	<p>For SAP NetWeaver 7.0, install:</p> <ul style="list-style-type: none"> <li>MDM WEB SERVICES 7.1 7.0 (optional)</li> <li>MDM WEB SERVICES_RUNTIME 7.1 (optional)</li> </ul> <p>For SAP NetWeaver 7.1, 7.2, and 7.3, install:</p> <ul style="list-style-type: none"> <li>MDM WEB SERVICES 7.1 7.11 (optional)</li> <li>MDM WEB SERVICES_RUNTIME 7.1 (optional)</li> <li>MDM WEB SERVICES_RT 7.1 7.11 (optional)</li> </ul>	<p>MDM Installation Guide at <a href="https://help.sap.com/nwmdm71">help.sap.com/nwmdm71</a></p>
11d	<p>For SAP NetWeaver 7.0, install:</p> <ul style="list-style-type: none"> <li>MDM CHANGE TRACKER 7.1 (optional)</li> </ul> <p>For SAP NetWeaver 7.1, 7.2, and 7.3, install:</p> <ul style="list-style-type: none"> <li>MDM CHANGE TRACKER 7.1 7.1 (optional)</li> </ul>	<p>MDM Change Tracker Application Guide at <a href="https://help.sap.com/nwmdm71">help.sap.com/nwmdm71</a></p>
11e	<p>For SAP NetWeaver 7.1, 7.2, and 7.3, install:</p> <ul style="list-style-type: none"> <li>MDM JAVA WD FRAMEWORK 7.1 7.11 (optional)</li> <li>MDM EP 7.1 7.11 (optional for Universal Worklist support as of MDM 7.1 SP07)</li> </ul>	<p>MDM Web Dynpro Components at <a href="https://help.sap.com/nwmdm71">help.sap.com/nwmdm71</a></p>
11f	<p>For SAP NetWeaver 7.1, 7.2, and 7.3, install:</p> <ul style="list-style-type: none"> <li>MDM-CP-MAT 7.1 7.20 (optional)</li> <li>MDM-CP-MAT-EP 7.1 7.20 (optional)</li> <li>MDM-CP-MAT-PROCESSES 7.1 7.20 (optional)</li> </ul>	<p>Collaborative Processes for Material Master Data Creation at <a href="https://help.sap.com/nwmdm71">help.sap.com/nwmdm71</a></p>

## MDM Technology

No.	Action	Corresponding Documentation
12a	Install as SAP add-on (transaction SAINT): <ul style="list-style-type: none"><li>MDM TECHNOLOGY 7.10 700 (optional)</li><li>MDM TECHNOLOGY 7.10 710 (optional)</li><li>MDM TECHNOLOGY 7.10 730 (optional)</li></ul>	See the application help.
12b	Configure the CCMS (optional).	<i>MDM Solution Operations Guide</i> and MDM 7.1 Monitoring guides (ZIP file) at <a href="https://help.sap.com/nwmdm71">help.sap.com/nwmdm71</a>
12c	Configure and install the local CCMS agent and SAPOSCOL on the Master Data Server host machine (optional).	<i>MDM Solution Operations Guide</i> and MDM 7.1 Monitoring guides (ZIP file) at <a href="https://help.sap.com/nwmdm71">help.sap.com/nwmdm71</a>
12d	Configure the MDM CCMS agent plug-in and the LogMon and ConfMon Monitoring (optional).	MDM 7.1 Monitoring guides (ZIP file) at <a href="https://help.sap.com/nwmdm71">help.sap.com/nwmdm71</a>
12e	Install and configure the Solution Manager Diagnostics systems (SMD) / Wily Introscope Enterprise Manager (optional).	See the online documentation of the Solution Manager Diagnostics (SAP Note <a href="https://support.sap.com/en/notes/987835">987835</a>  ). <a href="#">SAP Solution Manager Guide</a>
12f	Install and configure the SMD agent on the Master Data Server host machine (optional).	MDM 7.1 Monitoring guides (ZIP file) at <a href="https://help.sap.com/nwmdm71">help.sap.com/nwmdm71</a>
12g	Install or select a system for Enhanced Change and Transport System (CTS+). Configure CTS+ (optional).	<i>MDM Solution Operations Guide</i> at <a href="https://help.sap.com/nwmdm71">help.sap.com/nwmdm71</a>
12h	Install and configure Solution Manager 7.0 EHP1 (MDM Administration Cockpit) (optional).	<a href="#">SAP Solution Manager Guide</a>

### 3.3 Configuration

See the following guides on the SAP Help Portal at [help.sap.com/nwmdm71](https://help.sap.com/nwmdm71):

- MDM Console Reference Guide*
- MDM Scenario Configuration Guide*

# A Appendix

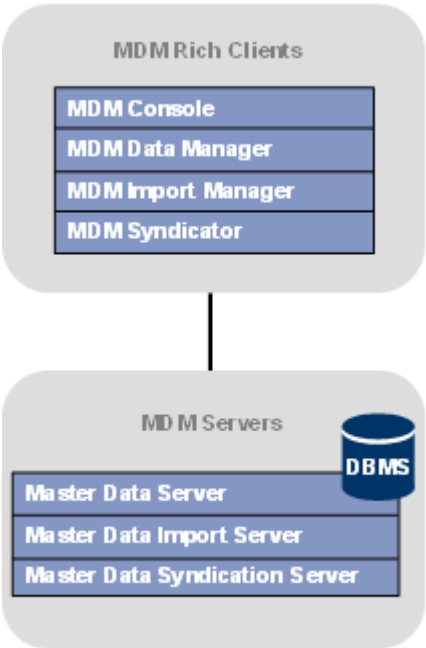
## A.1 SAP Solution Manager

The SAP Solution Manager is the recommended platform to efficiently support the implementation of your solution. Using SAP Solution Manager will significantly accelerate the implementation process and help you to achieve your business goals. At the same time, SAP delivers support services based on the business scenarios designed and documented in the SAP Solution Manager. Implementation content for your solution may further accelerate the implementation process.

For information about availability of content specifically tailored to your solution, see [support.sap.com/solutionmanager](https://support.sap.com/solutionmanager).

## A.2 Minimal System Landscape for MDM 7.1 SP05 and Earlier

The following figure shows a minimal system landscape for SAP NetWeaver MDM 7.1 SP05 and earlier (before MDM supported running all MDM server components including DBMS on a single machine):



### → Recommendation

We strongly recommend that you use a minimal system landscape for test and demo purposes only. For performance, scalability, high availability, and security reasons, do **not** use a minimal system landscape as your production landscape.

There are several sources for the sizing of each system.



- For information about sizing and recommendations for the setup of MDM system/components, see the *MDM Sizing Guide* on the SAP Help Portal at [help.sap.com/nwmdm71](https://help.sap.com/nwmdm71).
- For information about Operating Systems and DBMS requirements, see the Product Availability Matrix (PAM) for MDM on SAP Service Marketplace at [service.sap.com/pam](https://service.sap.com/pam).

# Important Disclaimers and Legal Information

## Hyperlinks

Some links are classified by an icon and/or a mouseover text. These links provide additional information.

About the icons:

- Links with the icon : You are entering a Web site that is not hosted by SAP. By using such links, you agree (unless expressly stated otherwise in your agreements with SAP) to this:
  - The content of the linked-to site is not SAP documentation. You may not infer any product claims against SAP based on this information.
  - SAP does not agree or disagree with the content on the linked-to site, nor does SAP warrant the availability and correctness. SAP shall not be liable for any damages caused by the use of such content unless damages have been caused by SAP's gross negligence or willful misconduct.
- Links with the icon : You are leaving the documentation for that particular SAP product or service and are entering a SAP-hosted Web site. By using such links, you agree that (unless expressly stated otherwise in your agreements with SAP) you may not infer any product claims against SAP based on this information.

## Beta and Other Experimental Features

Experimental features are not part of the officially delivered scope that SAP guarantees for future releases. This means that experimental features may be changed by SAP at any time for any reason without notice. Experimental features are not for productive use. You may not demonstrate, test, examine, evaluate or otherwise use the experimental features in a live operating environment or with data that has not been sufficiently backed up.

The purpose of experimental features is to get feedback early on, allowing customers and partners to influence the future product accordingly. By providing your feedback (e.g. in the SAP Community), you accept that intellectual property rights of the contributions or derivative works shall remain the exclusive property of SAP.

## Example Code

Any software coding and/or code snippets are examples. They are not for productive use. The example code is only intended to better explain and visualize the syntax and phrasing rules. SAP does not warrant the correctness and completeness of the example code. SAP shall not be liable for errors or damages caused by the use of example code unless damages have been caused by SAP's gross negligence or willful misconduct.

## Gender-Related Language

We try not to use gender-specific word forms and formulations. As appropriate for context and readability, SAP may use masculine word forms to refer to all genders.

© 2019 SAP SE or an SAP affiliate company. All rights reserved.

No part of this publication may be reproduced or transmitted in any form or for any purpose without the express permission of SAP SE or an SAP affiliate company. The information contained herein may be changed without prior notice.

Some software products marketed by SAP SE and its distributors contain proprietary software components of other software vendors. National product specifications may vary.

These materials are provided by SAP SE or an SAP affiliate company for informational purposes only, without representation or warranty of any kind, and SAP or its affiliated companies shall not be liable for errors or omissions with respect to the materials. The only warranties for SAP or SAP affiliate company products and services are those that are set forth in the express warranty statements accompanying such products and services, if any. Nothing herein should be construed as constituting an additional warranty.

SAP and other SAP products and services mentioned herein as well as their respective logos are trademarks or registered trademarks of SAP SE (or an SAP affiliate company) in Germany and other countries. All other product and service names mentioned are the trademarks of their respective companies.

Please see <https://www.sap.com/about/legal/trademark.html> for additional trademark information and notices.

**Material Number: 50092606**

