

# View of Process Industries (PP-PI)



HELP.PPCRPPPI

**Release 4.6B**



## Copyright

© Copyright 2000 SAP AG. All rights reserved.

No part of this brochure may be reproduced or transmitted in any form or for any purpose without the express permission of SAP AG. The information contained herein may be changed without prior notice.

Some software products marketed by SAP AG and its distributors contain proprietary software components of other software vendors.

Microsoft®, WINDOWS®, NT®, EXCEL®, Word® and SQL Server® are registered trademarks of Microsoft Corporation.

IBM®, DB2®, OS/2®, DB2/6000®, Parallel Sysplex®, MVS/ESA®, RS/6000®, AIX®, S/390®, AS/400®, OS/390®, and OS/400® are registered trademarks of IBM Corporation.

ORACLE® is a registered trademark of ORACLE Corporation, California, USA.

INFORMIX®-OnLine for SAP and Informix® Dynamic Server™ are registered trademarks of Informix Software Incorporated.

UNIX®, X/Open®, OSF/1®, and Motif® are registered trademarks of The Open Group.







HTML, DHTML, XML, XHTML are trademarks or registered trademarks of W3C®, World Wide Web Consortium, Laboratory for Computer Science NE43-358, Massachusetts Institute of Technology, 545 Technology Square, Cambridge, MA 02139.

JAVA® is a registered trademark of Sun Microsystems, Inc., 901 San Antonio Road, Palo Alto, CA 94303 USA.

JAVASCRIPT® is a registered trademark of Sun Microsystems, Inc., used under license for technology invented and implemented by Netscape.

SAP, SAP Logo, mySAP.com, mySAP.com Marketplace, mySAP.com Workplace, mySAP.com Business Scenarios, mySAP.com Application Hosting, WebFlow, R/2, R/3, RIVA, ABAP, SAP Business Workflow, SAP EarlyWatch, SAP ArchiveLink, BAPI, SAPPHIRE, Management Cockpit, SEM, are trademarks or registered trademarks of SAP AG in Germany and in several other countries all over the world. All other products mentioned are trademarks or registered trademarks of their respective companies.

## Icons

Icon	Meaning
	Caution
	Example
	Note
	Recommendation
	Syntax
	Tip

## Contents

<b>View of Process Industries (PP-PI).....</b>	<b>5</b>
<b>Capacities Leveling in the Process Industries .....</b>	<b>6</b>
<b>Settings in Customizing (PP-PI).....</b>	<b>7</b>
<b>Executing Capacity Leveling (PP-PI).....</b>	<b>8</b>

## View of Process Industries (PP-PI)

[Capacity leveling in the process industry \[Page 6\]](#)

[Settings in Customizing \(PP-PI\) \[Page 7\]](#)

[Executing capacity leveling \(PP-PI\) \[Page 8\]](#)

---

**Capacities Leveling in the Process Industries**

## Capacities Leveling in the Process Industries

In production planning for process industries you use capacity leveling to commit resources. The objective is to achieve optimal utilization of resources and carry out detailed sequencing.



In production planning for the production industry the resources are generally called work centers.

Capacity leveling for production planning in the process industries corresponds to that in discrete manufacturing in many respects. You can find out how capacity leveling is executed there in [View of production control \(PP-SFC\) \[Ext.\]](#).

## Settings in Customizing (PP-PI)

To optimize the use of capacity leveling it has to be installed in the system for process planning. The setting is usually made in system administration in Customizing.

You can find information on settings in Customizing necessary for carrying out capacity leveling in MRP and MPS in [Settings and profiles for capacity leveling \[Ext.\]](#).

The predefined overall profiles for process planning are shown in the following tables.

### Predefined overall profiles when accessing capacity leveling in PP-PI

Menu option	Overall profile	Parameters
<i>Resources view → Cap. planning table</i>	SAPPI_G001	CYJ
<i>Resources view → Cap.plan. table (tab).</i>	SAPPI_G004	CYQ
<i>Process order view → Cap. planning table</i>	SAPPI_G002	CYV
<i>Process order view → Cap.plan table (tab.)</i>	SAPPI_G003	CYW

If you want to use your own overall profile under the menu option *Process planning*, maintain this as the value for one of the user parameters above (you get there as follows: *System → User profile → Own data*).

---

**Executing Capacity Leveling (PP-PI)**

## Executing Capacity Leveling (PP-PI)

To execute capacity leveling in production planning for process industries choose *Logistics* → *Production - Process* → *Process planning* and then

- *Capacity leveling* → *Resource view* and the desired planning table if you mainly want to plan your bottleneck resource or if you want to process one or more resources.
- *Capacity leveling* → *Process order view* and the desired planning table if you wish to select the quantity of resources to be dispatched using one or more of the process orders.
- *Capacity leveling* → *Variable*, if you want to use your own overall profiles for special planning situations.

The capacity leveling functions in production planning for process industries correspond in many respects to those for production planning in manufacturing.



In production planning for the production industry the resources are generally called work centers.

The operations in a process order are relevant to capacity planning. The duration of an operation is however determined by the lead time scheduling of the phases.