

# Logistics General (LO)



MYSAP.ROLES\_S\_LO

**Release 4.6C**



## Copyright

© Copyright 2001 SAP AG. All rights reserved.

No part of this publication may be reproduced or transmitted in any form or for any purpose without the express permission of SAP AG. The information contained herein may be changed without prior notice.

Some software products marketed by SAP AG and its distributors contain proprietary software components of other software vendors.

Microsoft<sup>®</sup>, WINDOWS<sup>®</sup>, NT<sup>®</sup>, EXCEL<sup>®</sup>, Word<sup>®</sup>, PowerPoint<sup>®</sup> and SQL Server<sup>®</sup> are registered trademarks of Microsoft Corporation.

IBM<sup>®</sup>, DB2<sup>®</sup>, OS/2<sup>®</sup>, DB2/6000<sup>®</sup>, Parallel Sysplex<sup>®</sup>, MVS/ESA<sup>®</sup>, RS/6000<sup>®</sup>, AIX<sup>®</sup>, S/390<sup>®</sup>, AS/400<sup>®</sup>, OS/390<sup>®</sup>, and OS/400<sup>®</sup> are registered trademarks of IBM Corporation.

ORACLE<sup>®</sup> is a registered trademark of ORACLE Corporation.

INFORMIX<sup>®</sup>-OnLine for SAP and Informix<sup>®</sup> Dynamic Server<sup>™</sup> are registered trademarks of Informix Software Incorporated.

UNIX<sup>®</sup>, X/Open<sup>®</sup>, OSF/1<sup>®</sup>, and Motif<sup>®</sup> are registered trademarks of the Open Group.







HTML, DHTML, XML, XHTML are trademarks or registered trademarks of W3C<sup>®</sup>, World Wide Web Consortium, Massachusetts Institute of Technology.

JAVA<sup>®</sup> is a registered trademark of Sun Microsystems, Inc.

JAVASCRIPT<sup>®</sup> is a registered trademark of Sun Microsystems, Inc., used under license for technology invented and implemented by Netscape.

SAP, SAP Logo, R/2, RIVA, R/3, ABAP, SAP ArchiveLink, SAP Business Workflow, WebFlow, SAP EarlyWatch, BAPI, SAPPHIRE, Management Cockpit, mySAP.com Logo and mySAP.com are trademarks or registered trademarks of SAP AG in Germany and in several other countries all over the world. All other products mentioned are trademarks or registered trademarks of their respective companies.

## Icons

Icon	Meaning
	Caution
	Example
	Note
	Recommendation
	Syntax
	Tip

## Contents

<b>Logistics General (LO)</b> .....	<b>5</b>
<b>Batch Management (LO-BM)</b> .....	<b>6</b>
<b>Display Batch Data</b> .....	<b>7</b>
<b>Maintain Batch Data</b> .....	<b>9</b>
<b>Archive Batch Data</b> .....	<b>11</b>
<b>Batch Search Strategy for Inventory Management</b> .....	<b>12</b>
<b>Batch Search Strategy for Warehouse Management</b> .....	<b>13</b>
<b>Batch Search Strategy for Production</b> .....	<b>14</b>
<b>Batch Search Strategy for Sales and Distribution</b> .....	<b>15</b>
<b>BOMs (LO-MD-BOM)</b> .....	<b>16</b>
<b>Complete BOM Maintenance</b> .....	<b>17</b>
<b>Material BOM Maintenance</b> .....	<b>19</b>
<b>Order BOM Maintenance</b> .....	<b>20</b>
<b>WBS BOM Maintenance</b> .....	<b>21</b>
<b>Complete BOM Display</b> .....	<b>22</b>
<b>Material Master (LO-MD-MM)</b> .....	<b>23</b>
<b>Maintain Material Master Records</b> .....	<b>24</b>
<b>Display Material Master Records</b> .....	<b>25</b>
<b>Variant Configuration (LO-VC)</b> .....	<b>26</b>
<b>Variant Configuration: Complete Maintenance</b> .....	<b>27</b>
<b>Variant Configuration: Modeling</b> .....	<b>30</b>
<b>Variant Configuration: Order Processing</b> .....	<b>32</b>
<b>Variant Configuration: Simulation and Display</b> .....	<b>33</b>
<b>Variant Configuration: CRM Connection</b> .....	<b>34</b>
<b>Engineering Change Management (LO-ECH)</b> .....	<b>35</b>
<b>Engineering Change Management</b> .....	<b>36</b>

## Logistics General (LO)

The following shows you the dingle roles for components of "Logistics General (LO)".

---

**Batch Management (LO-BM)****Batch Management (LO-BM)**

The following roles are provided for the *Batch Management* area:

[Display Batch Data \[Page 7\]](#)

[Maintain Batch Data \[Page 9\]](#)

[Archive Batch Data \[Page 11\]](#)

[Batch Search Strategy for Inventory Management \[Page 12\]](#)

[Batch Search Strategy for Production \[Page 14\]](#)

[Batch Search Strategy for Sales and Distribution \[Page 15\]](#)

[Batch Search Strategy for Warehouse Management \[Page 13\]](#)

## Display Batch Data

Technical name: SAP\_LO\_BM\_BATCH\_DATA\_DISPLAY

### Tasks

You use this role to get information about batches.

### Activities in Batch Management

Transaction	Activity
MSC3N	Display Batch
MSC4N	Display Changes
MM75	Display Archive
BMAA	Overview of Archiving Runs
MBC3	Display Batch Search Strategy for Inventory Management
COB3	Display Batch Search Strategy for Production Order
COB3	Display Batch Search Strategy for Process Order
VCH3	Display Batch Search Strategy for Sales and Distribution
LS53	Display Batch Search Strategy for Warehouse Management
CT03	Display Characteristic
BMC3	Display Selection Class
CU72	Display Sort Rule
MB5C	Pick-Up List
MB56	Display Batch Where-Used List
MB57	Compile Batch Where-Used File
BMBC	Batch Information Cockpit
BMCC	Integrity Check for Batch Classification
MB5M	SLED List
QA07	Periodic Checks of Batches in QM
COEBR	Batch Record
CO09	Availability Overview
MM03	Display Units of Measure for Material
MWB3	Display Standard Price
MWBC	Consistency Check for Batch-Specific UoM

Display Batch Data

## Maintain Batch Data

Technical name: SAP\_LO\_BM\_BATCH\_DATA\_MAINTAIN

### Tasks

You use this role to maintain batch data.

### Activities in Batch Management

Transaction	Activity
MSC1N	Create Batch
MSC2N	Change Batch
MSC3N	Display Batch
MSC4N	Display Changes
MSC5N	Mass Processing
MSC6N	Worklist
MM75	Display Archive
BMAA	Overview of Archiving Runs
MB5C	Pick-Up List
MB56	Display Batch Where-Used List
MB57	Compile Batch Where-Used File
BMBC	Batch Information Cockpit
BMUW	Assign Worklist Folder
BMCC	Integrity Check for Batch Classification
MB5M	SLED List
QA07	Periodic Checks of Batches in QM
COEBR	Batch Record
CO09	Availability Overview
MM02	Maintain Units of Measure for Material
MM03	Display Units of Measure for Material
MWB1	Create Standard Price
MWB2	Change Standard Price
MWB3	Display Standard Price
MWBQ	Subsequent Adjustment: Enter Goods Receipt with Reference to Inspection Lot
MWBE	Subsequent Adjustment: Enter Goods Receipt with Reference to Purchase Order

---

**Maintain Batch Data**

MWBK	Determine Inventory Correction Factors
MWBC	Consistency Check for Batch-Specific UoM

## Archive Batch Data

Technical name: SAP\_LO\_BM\_BATCH\_DATA\_ARCHIV

### Tasks

You use this role to archive batch data.

### Activities in Batch Management

Transaction	Activity
MM74	Archive and Delete
MM75	Display Archive
BMAA	Overview of Archiving Runs

**Batch Search Strategy for Inventory Management****Batch Search Strategy for Inventory Management**

Technical name: SAP\_LO\_BM\_BATCH\_DET\_INVENTORY

**Tasks**

You use this role to process batch search strategies for Inventory Management.

**Activities in Batch Management**

<b>Transaction</b>	<b>Activity</b>
MBC1	Create Batch Search Strategy for Inventory Management
MBC2	Change Batch Search Strategy for Inventory Management
MBC3	Display Batch Search Strategy for Inventory Management
CT01	Create Characteristic
CT02	Change Characteristic
CT03	Display Characteristic
BMC1	Create Selection Class
BMC2	Change Selection Class
BMC3	Display Selection Class
CU70	Create Sort Rule
CU71	Change Sort Rule
CU72	Display Sort Rule

## Batch Search Strategy for Warehouse Management

Technical name: SAP\_LO\_BM\_BATCH\_DET\_WM

### Tasks

You use this role to process batch search strategies for Warehouse Management.

### Activities in Batch Management

Transaction	Activity
LS51	Create Batch Search Strategy for Warehouse Management
LS52	Change Batch Search Strategy for Warehouse Management
LS53	Display Batch Search Strategy for Warehouse Management
CT01	Create Characteristic
CT02	Change Characteristic
CT03	Display Characteristic
BMC1	Create Selection Class
BMC2	Change Selection Class
BMC3	Display Selection Class
CU70	Create Sort Rule
CU71	Change Sort Rule
CU72	Display Sort Rule

**Batch Search Strategy for Production****Batch Search Strategy for Production**

Technical name: SAP\_LO\_BM\_BATCH\_DET\_PRODUCTION

**Tasks**

You use this role to process batch search strategies for Production.

**Activities in Batch Management**

<b>Transaction</b>	<b>Activity</b>
COB1	Create Batch Search Strategy for Production Order
COB2	Change Batch Search Strategy for Production Order
COB3	Display Batch Search Strategy for Production Order
COB1	Create Batch Search Strategy for Process Order
COB2	Change Batch Search Strategy for Process Order
COB3	Display Batch Search Strategy for Process Order
CT01	Create Characteristic
CT02	Change Characteristic
CT03	Display Characteristic
BMC1	Create Selection Class
BMC2	Change Selection Class
BMC3	Display Selection Class
CU70	Create Sort Rule
CU71	Change Sort Rule
CU72	Display Sort Rule

## Batch Search Strategy for Sales and Distribution

Technical name: SAP\_LO\_BM\_BATCH\_DET\_S&D

### Tasks

You use this role to process batch search strategies for Sales and Distribution.

### Activities in Batch Management

Transaction	Activity
VCH1	Create Batch Search Strategy for Sales and Distribution
VCH2	Change Batch Search Strategy for Sales and Distribution
VCH3	Display Batch Search Strategy for Sales and Distribution
CT01	Create Characteristic
CT02	Change Characteristic
CT03	Display Characteristic
BMC1	Create Selection Class
BMC2	Change Selection Class
BMC3	Display Selection Class
CU70	Create Sort Rule
CU71	Change Sort Rule
CU72	Display Sort Rule

---

**BOMs (LO-MD-BOM)****BOMs (LO-MD-BOM)**

The individual roles for the bill of material area are listed in the following.

[Complete BOM maintenance \[Page 17\]](#)

[Material BOM maintenance \[Page 19\]](#)

[Order BOM maintenance \[Page 20\]](#)

[WBS BOM maintenance \[Page 21\]](#)

[Complete BOM display \[Page 22\]](#)

## Complete BOM Maintenance

Technical name: SAP\_LO\_MD\_BOM\_MAINTAIN

### Tasks

The BOM processor, processes master data and non-sales order data in the BOM area.

The tasks of the engineers/designers include:

- Creating and processing material BOMs and order BOMs
- Carrying out BOM reporting

### Work preparation in the area of variant configuration

#### Activities in BOM maintenance

Transaction	Activity
CWBPP	Engineering Workbench
CC04	Display product structure

#### Material BOM

CS01	Create material BOM
CS02	Change material BOM
CS03	Display material BOM
CS07	Create plant assignment
CS08	Change plant assignment
CS09	Display plant assignment
CS05	Change BOM group
CS06	Display BOM group

#### Order BOM

CS61	Create order BOM
CS62	Change order BOM
CS63	Display order BOM
CSAB	Order BOM browser

#### WBS BOM

CS71	Create WBS BOM
CS72	Change WBS BOM
CS73	Display WBS BOM
CSPB	WBS BOM browser

#### Reporting

**Complete BOM Maintenance**

CS11	Material BOM: BOM level-by-level
CS12	Material BOM: BOM level-by-level
CS13	Material BOM: Summarized BOM
CSK1	Order BOM: BOM level-by-level
CSK2	Order BOM: BOM level-by-level
CSK3	Order BOM: Summarized BOM
CSP1	WBS BOM: BOM level-by-level
CSP2	WBS BOM: BOM level-by-level
CSP3	WBS BOM: Summarized BOM
CS15	BOM usage: Material single-level
CSC5	BOM usage: Class single-level
CS14	BOM comparison

**Mass changes**

CS20	Mass changes
------	--------------

## Material BOM Maintenance

Technical name: SAP\_LO\_MD\_MBOM\_MAINTAIN

### Tasks

- Creating, processing and displaying material BOMs
- Carrying out BOM reporting

### Activities in material BOM maintenance

Transaction	Activity
CWBPP	Engineering Workbench
CC04	Display product structure

### Material BOM

CS01	Create material BOM
CS02	Change material BOM
CS03	Display material BOM
CS20	Mass changes
CS07	Create plant assignment
CS08	Change plant assignment
CS09	Display plant assignment
CS05	Change BOM group
CS06	Display BOM group

### Reporting

CS11	Material BOM: BOM level-by-level
CS12	Material BOM: BOM level-by-level
CS13	Material BOM: Summarized BOM
CS15	BOM usage: Material single-level
CSC5	BOM usage: Class single-level
CS14	BOM comparison

**Order BOM Maintenance****Order BOM Maintenance**

Technical name: SAP\_LO\_MD\_OBOM\_MAINTAIN

**Tasks**

- Creating, processing and displaying order BOMs
- Carrying out BOM reporting

**Activities in Order BOM Maintenance**

Transaction	Activity
CWBPP	Engineering Workbench
CC04	Display product structure

**Order BOM**

CS61	Create order BOM
CS62	Change order BOM
CS63	Display order BOM
CS20	Mass changes
CSAB	Order BOM browser

**Reporting**

CSK1	Order BOM: BOM level-by-level
CSK2	Order BOM: BOM level-by-level
CSK3	Order BOM: Summarized BOM
CS15	BOM usage: Material single-level
CSC5	BOM usage: Class single-level
CS14	BOM comparison

## WBS BOM Maintenance

Technical name: SAP\_LO\_MD\_PBOM\_MAINTAIN

### Tasks

- Creating, processing and displaying WBS BOMs
- Carrying out BOM reporting

### Activities in WBS BOM maintenance

Transaction	Activity
CWBPP	Engineering Workbench
CC04	Display product structure

### WBS BOM

CS71	Create WBS BOM
CS72	Change WBS BOM
CS73	Display WBS BOM
CS20	Mass changes
CSPB	WBS BOM browser

### Reporting

CSP1	WBS BOM: BOM level-by-level
CSP2	WBS BOM: BOM level-by-level
CSP3	WBS BOM: Summarized BOM
CS15	BOM usage: Material single-level
CSC5	BOM usage: Class single-level
CS14	BOM comparison

**Complete BOM Display****Complete BOM Display**

Technical name: SAP\_LO\_MD\_BOM\_DISPLAY

**Tasks**

- Displaying material BOMs, order BOMs and WBS BOMs
- Carrying out BOM reporting

**Activities in BOM Display**

Transaction	Activity
CWBPP	Engineering Workbench
CC04	Display product structure

**Single-level**

CS03	Display material BOM
CS09	Display plant assignment
CS06	Display BOM group
CS63	Display order BOM
CSAB	Order BOM browser
CS73	Display WBS BOM
CSPB	WBS BOM browser

**Reporting**

CS11	Material BOM: BOM level-by-level
CS12	Material BOM: BOM level-by-level
CS13	Material BOM: Summarized BOM
CSK1	Order BOM: BOM level-by-level
CSK2	Order BOM: BOM level-by-level
CSK3	Order BOM: Summarized BOM
CSP1	WBS BOM: BOM level-by-level
CSP2	WBS BOM: BOM level-by-level
CSP3	WBS BOM: Summarized BOM
CS15	BOM usage: Material single-level
CSC5	BOM usage: Class single-level
CS14	BOM comparison

## Material Master (LO-MD-MM)

### Purpose

A single role has been defined for maintaining (including displaying) material master data, and another single role for only displaying material master data. These single roles can be assigned to composite roles in which the processing or display of material master data is required.

### Additional Information

SAP library documentation [Material Master \(LO-MD-MM\) \[Ext.\]](#)

---

**Maintain Material Master Records**

## Maintain Material Master Records

Technical name: SAP\_LO\_MD\_MM\_MATERIAL\_MAINTAIN

### Tasks

Creating, processing, and displaying material master records

### Activities in Material Master

- Create material (immediately or schedule)
- Change material (immediately or schedule)
- Flag for deletion (immediately or schedule)
- Activate scheduled changes
- Display material (current or at key date)
- Display change documents
- Change material type (of a specific material)

### Additional Information

In the SAP library documentation *Material Master (LO-MD-MM)*:

- [Creating Material Master Records \[Ext.\]](#)
- [Changing Material Master Records \[Ext.\]](#)
- [Flagging Material Master Records for Deletion \[Ext.\]](#)
- [Activating Scheduled Changes to Material Master Records \[Ext.\]](#)
- [Displaying Material Master Records \[Ext.\]](#)
- [Changing a Material Type \[Ext.\]](#)

## Display Material Master Records

Technical name: SAP\_LO\_MD\_MM\_MATERIAL\_DISPLAY

### Tasks

Displaying material master records

### Activities in Material Master

- Display material (current or at key date)
- Display change documents

### Additional Information

[Displaying Material Master Records \[Ext.\]](#)

Variant Configuration (LO-VC)

## Variant Configuration (LO-VC)

The following sections show the single roles in **Variant Configuration**.

## Variant Configuration: Complete Maintenance

Technical name: SAP\_LO\_VC\_MAINTAIN

### Tasks

The variant configuration processor sets up the rules for multi-variant products and maintains them in the database. He or she simulates and executes the configuration. This role is required wherever variant configuration is used.

The complete model also contains sales order processing (VA01/VA02), and the connection to SCE/Internet Sales and Mobile Sales.

### Activities in Variant Configuration

Transaction	Activity
CC04	Display product structure
CWBPP	Engineering Workbench

#### Variant Configuration

VA01	Create sales order
VA02	Change sales order
VA03	Display sales order
CU51	Maintain configurable order BOM (multilevel)
CU52	Maintain configurable order BOM (single level)
CU50	Configuration simulation
CU80	Reporting functions for characteristics and values

#### Configured Objects

CU44	Material
CU45	Standard network

#### Assignment of Configured Materials

CS40	Create assignment for configured material
CS41	Change assignment for configured material
CS42	Display assignment for configured material

#### Configuration Profile

CU41	Create configuration profile
CU42	Change configuration profile
CU43	Display configuration profile

#### Dependencies: Single Dependency

CU01	Create single dependency
------	--------------------------

**Variant Configuration: Complete Maintenance**

CU02	Change single dependency
CU03	Display single dependency

**Dependencies: Dependency Net**

CU21	Create dependency net
CU22	Change dependency net
CU23	Display dependency net

**Dependencies: General**

CU05	Dependency where-used list
CU04	Dependency list

**Tools: Variant Function**

CU65	Create function
CU66	Change function
CU67	Display function
CU68	List functions

**Variant Table Structure**

CU61	Create variant table
CU62	Change variant table
CU63	Display variant table
CU64	List variant tables

**Variant Table Contents**

CU60	Maintain variant table contents
CU59	Transfer variant table contents to database table

**Knowledge Base for SCE: Knowledge-Base Object**

CU31	Create knowledge-base object
CU32	Change knowledge-base object
CU33	Display knowledge-base object

**Runtime Version**

CU34	Create runtime version
CU35	Change runtime version
CU36	Display/export runtime version
CU37	Create SCE database schema on PC

**Integration**

There are further single roles for other aspects of the configuration environment.

---

**Variant Configuration: Complete Maintenance**

Also required are the individual roles for all BOM processing (SAP\_LO\_MD\_BOM\_MAINTAIN), and classification (SAP\_CA\_CL\_MAINTAIN).

**Variant Configuration: Modeling****Variant Configuration: Modeling**

Technical name: SAP\_LO\_VC\_DEP\_MODELLIERUNG

**Tasks**

The modeler of multi-variant products sets up the rules and maintains them in the database. He or she then simulates the configuration, to check the result. This role is required wherever variant configuration is used.

**Activities in Variant Configuration**

Transaction	Activity
CC04	Display product structure
CWBPP	Engineering Workbench

**Variant Configuration: Configured Objects**

CU44	Material
CU45	Standard network

**Assignment of Configured Materials**

CS40	Create assignment for configured material
CS41	Change assignment for configured material
CS42	Display assignment for configured material

**Configuration Profile**

CU41	Create configuration profile
CU42	Change configuration profile
CU43	Display configuration profile

**Dependencies: Single Dependency**

CU01	Create single dependency
CU02	Change single dependency
CU03	Display single dependency

**Dependencies: Dependency Net**

CU21	Create dependency net
CU22	Change dependency net
CU23	Display dependency net

**Dependencies: General**

CU05	Dependency where-used list
CU04	Dependency list

**Tools: Variant Function**

CU65	Create function
CU66	Change function
CU67	Display function
CU68	List functions

**Variant Table Structure**

CU61	Create variant table
CU62	Change variant table
CU63	Display variant table
CU64	List variant tables

**Variant Table Contents**

CU60	Maintain variant table contents
CU59	Transfer variant table contents to database table

## Integration

There are further single roles for parts of the configuration environment.

Also required are the individual roles for order processing for configuration (SAP\_LO\_VC\_ORDER\_PROC), complete BOM processing (SAP\_LO\_MD\_BOM\_MAINTAIN), and classification (SAP\_CA\_CL\_MAINTAIN).

**Variant Configuration: Order Processing****Variant Configuration: Order Processing**

Technical name: SAP\_LO\_VC\_ORDER\_PROC

**Tasks**

The variant configuration processor in order processing executes the configuration and simulates the configuration. This role is required wherever variant configuration is used.

This also includes processing of sales orders (VA02/VA03).

**Activities in Variant Configuration**

Transaction	Activity
CC04	Display product structure
CWBPP	Engineering Workbench

**Variant Configuration**

VA02	Change sales order
VA03	Display sales order
CU51	Maintain configurable order BOM (multilevel)
CU52	Maintain configurable order BOM (single level)
CU50	Configuration simulation
CU80	Reporting functions for characteristics and values
CU43	Display configuration profile
CU03	Display single dependency
CU23	Display dependency net
CU05	Dependency where-used list
CU04	Dependency list

**Assignment of Configured Materials**

CS40	Create assignment for configured material
CS41	Change assignment for configured material
CS42	Display assignment for configured material

**Integration**

There are further single roles for other aspects of the configuration environment.

Also useful are the individual roles for all BOM processing (SAP\_LO\_MD\_BOM\_MAINTAIN), and classification (SAP\_CA\_CL\_MAINTAIN).

## Variant Configuration: Simulation and Display

Technical name: SAP\_LO\_VC\_SIMULATION

### Tasks

This single role for variant configuration contains functions for checking the configuration (rules and product structure) of multi-variant products. This role is required wherever variant configuration is used.

This role is intended for employees who are responsible for products at project manager level.

### Activities in Variant Configuration

Transaction	Activity
CC04	Display product structure
CWBPP	Engineering Workbench

### Variant Configuration

VA03	Display sales order
CU52	Maintain configurable order BOM (single level)
CU50	Configuration simulation
CU80	Reporting functions for characteristics and values
CU43	Display configuration profile
CU03	Display single dependency
CU23	Display dependency net
CU05	Dependency where-used list
CU04	Dependency list

### Integration

There are further single roles for other aspects of the configuration environment.

---

**Variant Configuration: CRM Connection**

## Variant Configuration: CRM Connection

Technical name: SAP\_LO\_VC\_ESALES

### Tasks

This role refers to the connection to CRM for Internet Sales and Mobile Sales.

### Activities in Variant Configuration

#### Knowledge Base for SCE

##### Knowledge Base Object

CU31	Create knowledge-base object
CU32	Change knowledge-base object
CU33	Display knowledge-base object

##### Runtime Version

CU34	Create runtime version
CU35	Change runtime version
CU36	Display/export runtime version
CU37	Create SCE database schema on PC

## Engineering Change Management (LO-ECH)

The individual roles for the Engineering Change Management area are listed in the following.

## Engineering Change Management

## Engineering Change Management

Technical name: SAP\_LO\_ECH\_MAINTAIN

### Tasks

The Engineering Change Management processor creates simple change master records and engineering change requests and processes them further. He prepares the change to the production order or the purchase requisition in that he identifies the requests or purchase requisitions affected by a change. In addition, he carries out the reporting of the Engineering Change Management.

This single role also includes the workbench for Configuration Management, since this can not be used effectively without Engineering Change Management.

### Activities in Engineering Change Management

#### Change number

Transaction	Activity
CC01	Create change number
CC02	Change change number
CC03	Display change number

#### Object management record

CC22	Change object management record
CC23	Display object management record

#### Engineering Change Management for production orders

COCM	Change order process – source item
------	------------------------------------

#### Revision level

CC11	Create revision level for material
CC12	Change revision level for material
CC13	Display revision level for material
CC15	Change revision level for document
CC16	Display revision level for document

#### Reporting

CS80	Material BOM change document
CV80	Document BOM change document
CS82	Order BOM change document
CC05	Change overview
CC60	Change hierarchy
CJ00	Find digital signatures

**Configuration Management**

CMWO	Configuration Management workbench
------	------------------------------------