

# CO External Data Transfer



**Release 4.6C**



---

**External Data Transfer with Function Modules****Copyright**

© Copyright 2000 SAP AG. All rights reserved.

No part of this brochure may be reproduced or transmitted in any form or for any purpose without the express permission of SAP AG. The information contained herein may be changed without prior notice.

Some software products marketed by SAP AG and its distributors contain proprietary software components of other software vendors.

Microsoft®, WINDOWS®, NT®, EXCEL®, Word® and SQL Server® are registered trademarks of Microsoft Corporation.

IBM®, DB2®, OS/2®, DB2/6000®, Parallel Sysplex®, MVS/ESA®, RS/6000®, AIX®, S/390®, AS/400®, OS/390®, and OS/400® are registered trademarks of IBM Corporation.

ORACLE® is a registered trademark of ORACLE Corporation, California, USA.

INFORMIX®-OnLine for SAP and Informix® Dynamic Server™ are registered trademarks of Informix Software Incorporated.

UNIX®, X/Open®, OSF/1®, and Motif® are registered trademarks of The Open Group.







HTML, DHTML, XML, XHTML are trademarks or registered trademarks of W3C®, World Wide Web Consortium, Laboratory for Computer Science NE43-358, Massachusetts Institute of Technology, 545 Technology Square, Cambridge, MA 02139.

JAVA® is a registered trademark of Sun Microsystems, Inc., 901 San Antonio Road, Palo Alto, CA 94303 USA.

JAVASCRIPT® is a registered trademark of Sun Microsystems, Inc., used under license for technology invented and implemented by Netscape.

SAP, SAP Logo, mySAP.com, mySAP.com Marketplace, mySAP.com Workplace, mySAP.com Business Scenarios, mySAP.com Application Hosting, WebFlow, R/2, R/3, RIVA, ABAP, SAP Business Workflow, SAP EarlyWatch, SAP ArchiveLink, BAPI, SAPPHIRE, Management Cockpit, SEM, are trademarks or registered trademarks of SAP AG in Germany and in several other countries all over the world. All other products mentioned are trademarks or registered trademarks of their respective companies.

## Icons

Icon	Meaning
	Caution
	Example
	Note
	Recommendation
	Syntax
	Tip

## External Data Transfer with Function Modules

## Contents

CO External Data Transfer .....	5
<b>External Data Transfer with Function Modules.....</b>	<b>6</b>
<b>Table Structures and Function Modules for Planning Data.....</b>	<b>7</b>
Interface for External Data Transfer.....	12
Import Parameters For Transferring Planning Data.....	13
Import Parameters for Transferring Planning Data.....	17
<b>Table Structures and Function Modules for Actual Data.....</b>	<b>19</b>
Import Parameters for Transferring Actual Data .....	21
Export Parameters for Transferring Actual Data.....	23
Table Parameters for Transferring Actual Data .....	24
<b>External Data Transfer with BAPIs .....</b>	<b>26</b>
<b>Information Sheets for the Transfer of Master Data .....</b>	<b>27</b>
Information Sheets for the Transfer of Cost Centers .....	28
Information Sheets for the Transfer of Business Processes.....	29
Information Sheets for the Transfer of Cost Elements.....	30
Information Sheets for the Transfer of Activity Types.....	31
Information Sheets for the Transfer of Statistical Key Figures .....	32
Information Sheet for the Transfer of Internal Orders.....	33
<b>Information Sheet: The Transfer of Planning Data .....</b>	<b>36</b>
<b>Information Sheets for the Transfer of Actual Data.....</b>	<b>38</b>
Information Sheet for the Transfer of Activity Allocations .....	39
Information Sheet for the Transfer of Primary Cost Repostings .....	41
Information Sheet for the Transfer of Revenue Repostings .....	43
Information Sheet for the Transfer of Actual Statistical Key Figures .....	45
Information Sheet for the Transfer of Sender Activity.....	47
<b>External Data Transfer Of Master Data For Internal Orders, With Transaction .....</b>	<b>49</b>
<b>Old or External Data Transfer .....</b>	<b>53</b>
<b>Example: Filled Sender Structure.....</b>	<b>54</b>

## CO External Data Transfer

### Use

You need to transfer external data if you previously stored your data in non-SAP systems, or an SAP R/2 System, but now intend to transfer the data to an SAP R/3 System, for example *Cost Accounting*. For example, you can transfer your planned primary costs to SAP-internal structures. The SAP R/3 System checks the data to be transferred in the same way as it does for the corresponding dialog functions

You have two options for transferring data to the SAP R/3 System:

- [External Data Transfer with Function Modules \[Page 6\]](#)
- [External Data Transfer with BAPIs \[Page 26\]](#)

External data is subdivided as follows:

- Master data
- Planning data
- Actual data

## External Data Transfer with Function Modules

### Use

SAP provides function modules for transferring plan and actual data from external or legacy systems. You call up these function modules in a program that you have to create yourself.



With effect from Release 4.6A, SAP also provides Business Application Programming Interfaces (BAPIs) for transferring external data. SAP recommends using BAPIs so that you can transfer external data into the SAP System **without** the need for programming.

### Prerequisites

Since you need to create your own program (containing all the necessary steps for data transfer) for transferring external data using function modules, you should have previous experience in ABAP programming.

To simplify the external data transfer process, SAP demonstration programs are available. These programs contain sample calls of the function modules, which control the data transfer.

### Features

You can transfer plan and actual data from external or legacy systems into the SAP System using function modules.

You can carry out [Plan Data Transfer \[Page 7\]](#) by calling up the appropriate function module directly in the program. The SAP System carries out all the checks on the data to be transferred in a plan data transfer using function modules.

You can carry out an [actual data transfer \[Page 19\]](#) in the background, or by using immediate update. The function modules transfer the data directly to the corresponding [screens \[Ext.\]](#). The SAP System performs checks on the screen, and not while the function module is being processed. This enables you to analyze any errors that occur. There are three SAP demonstration programs for actual data transfer, which include important steps for the transfer of actual data.

When you transfer external data to the SAP System (for example, from a sequential file with a specific structure), you need to change the data structure to conform with the existing SAP structure. This means that you assign the external data to the fields in the SAP structure.

The program for the external data transfer must contain the following steps:

1. Read the data records to be transferred
2. Transfer the data to an internal table with an SAP-defined structure
3. Transfer actual or plan data using demonstration programs.

## Table Structures and Function Modules for Planning Data

### Use

The following section includes the planning areas for various Controlling component (CO) objects that have function modules for data transfer.

You need to specify the data to be transferred for each planning area.

### Features

You can take data from the following planning areas for **Cost Centers**:

- *Activity-independent primary cost planning*  
Data: Cost center, cost element (cost element category 01, 04, or 90)
- *Revenue planning*  
Data: Cost center, cost element (cost element category 11 or 12)
- *Planning activity-independent order costs without sender*  
Data: Cost center, cost element (cost element category 21)
- *Planning activity-independent order costs without sender*  
Data: Cost center, cost element (cost element category 21)
- *Planning overhead credits*  
Data: Cost center, cost element (cost element category 41)
- *Activity-independent planning of activity input*  
Data:
  - Cost center, sender cost center, sender activity type (cost element category 43, activity type category 01)
  - Cost center, sender business process
- *Activity-independent planning of key figures*  
Data: Cost center, statistical key figure

You can collect data from the following planning areas for **cost centers / activity types**:

- *Activity-Dependent Primary Cost Planning*  
Data: Cost center, cost element (cost element category 1, 4, or 90), activity type (activity type category 1, 2, 3, or 4)
- *Planning activity-dependent order costs without sender*  
Data: Cost center, cost element (cost element category 21), activity type (activity type category 1, 2, 3, or 4)
- *Planning activity-dependent order costs with sender*

### Table Structures and Function Modules for Planning Data

Data: Cost center, cost element (cost element category 21), activity type (activity type category 1, 2, 3 or 4)

- *Planning nonallocable, or directly allocable activity types*

Data: Cost center, activity type (cost element category 43, activity type category 1 or 4)

- *Planning indirectly allocable activity types*

Data: Cost center, activity type (cost element category 43, activity type category 2 or 3)

- *Activity-dependent planning of activity input*

Data:

- Cost center, activity type (cost element category 43, activity type category 1, 2, 3, or 4), sender cost center, sender activity type (activity type category 1)
- Cost center, activity type (cost element category 43, activity type category 1, 2, 3, or 4), sender business process

- *Activity-dependent key figure planning*

Data: Cost center, activity type (activity type category 1, 2, 3, or 4), statistical key figure

You can collect data from the following planning areas for **orders and WBS elements**:

- *Activity-independent primary cost planning*

Data: Order or WBS element, cost element (cost element category 1, 4, or 90)

- *Revenue planning*

Data: Order or WBS element, cost element (cost element category 11 or 12)

- *Planning overhead credits*

Data: Order or WBS element, cost element (cost element category 41)

- *Activity-independent planning of activity input*

Data:

- Order or WBS element, sender cost center, sender activity type (cost element category 43, activity type category 1)
- Order or WBS element, sender business process

- *Activity-independent planning of key figures*

Data: Order or WBS element, statistical key figure

You can collect data from the following planning areas for **business processes**:

- *Activity-independent planning of activity input*

Data:

- Business process, sender business process
- Business process, sender cost center, sender activity type

- *Activity-independent planning of key figures*

Data: Business process, statistical key figure

**Table Structures and Function Modules for Planning Data**

You can collect data from the following planning areas for **cost objects, networks and network activities**:

- *Activity-independent planning of key figures*  
Cost object, or network or network activity, statistical key figure

You can collect data from the following planning areas for **reconciliation objects**:

- *Activity-independent planning of activity input*  
Data:
  - Reconciliation object, sender cost center, sender activity type (cost element category 43, activity type category 1)
  - Reconciliation object, sender business process



Only one CO object may be transferred per function callup. Therefore you need to call up primary cost planning on cost centers and on orders separately.

The following categories for table structures are available for transferring planning data:

- Transfer of cumulated data
- Transfer of periodic planning data

The following table shows the function modules used for each planning area for the data transfer:

**Function Modules and Transactions for Planning Areas**

Planning areas	Function Module	Transaction
Activity-independent planning of primary cost - periodic/cumulated	K_COSTS_PLAN_INTERFACE_PERIOD/ K_COSTS_PLAN_INTERFACE_TOTAL	RKP1
Revenue planning - periodic/cumulated	K_COSTS_PLAN_INTERFACE_PERIOD/ K_COSTS_PLAN_INTERFACE_TOTAL	RKP5
Planning of activity-independent order cost, without sender - periodic/cumulated	K_COSTS_PLAN_INTERFACE_PERIOD/ K_COSTS_PLAN_INTERFACE_TOTAL	RKP8
Planning of activity-independent order cost with sender, periodic/cumulated	K_ACT_INPUT_INTERFACE_PERIOD/ K_ACT_INPUT_INTERFACE_TOTAL	RKPW
Planning credit overheads, periodic/cumulated	K_COSTS_PLAN_INTERFACE_PERIOD/ K_COSTS_PLAN_INTERFACE_TOTAL	RKPZ
Planning of activity-independent activity input, periodic/cumulated	K_ACT_INPUT_INTERFACE_PERIOD/ K_ACT_INPUT_INTERFACE_TOTAL	RKP3
Planning of activity-independent key figures, periodic/cumulated	K_RATIO_PLAN_INTERFACE_PERIOD/ K_RATIO_PLAN_INTERFACE_TOTAL	RKP4

**Table Structures and Function Modules for Planning Data**

Planning of activity-dependent primary cost, periodic/cumulated	K_RKP6_INTERFACE_PERIOD/ K_RKP6_INTERFACE_TOTAL	RKP6
Planning activity-dependent order costs without sender, periodic/cumulated	K_RKP6_INTERFACE_PERIOD/ K_RKP6_INTERFACE_TOTAL	RKP9
Planning activity-dependent order costs with sender, periodic/cumulated	K_ACT_INPUT_INTERFACE_PERIOD/ K_ACT_INPUT_INTERFACE_TOTAL	RKPX
Planning non-allocable or directly allocable activity types, periodic/cumulated	K_ACT_PLAN_INTERFACE_PERIOD/ K_ACT_PLAN_INTERFACE_TOTAL	RKP2
Planning indirectly allocable activity types, periodic/cumulated	K_ACT_PLAN_INTERFACE_PERIOD/ K_ACT_PLAN_INTERFACE_TOTAL	RKPL
Planning of activity-dependent activity input, periodic/cumulated	K_ACT_INPUT_INTERFACE_PERIOD/ K_ACT_INPUT_INTERFACE_TOTAL	RKP7
Planning of activity-dependent key figures, periodic/cumulated	K_RATIO_PLAN_INTERFACE_PERIOD/ K_RATIO_PLAN_INTERFACE_TOTAL	RKP4

You read the data to be transferred in the source system and transfer it to an internal SAP table structure. You need to be familiar with the table structure and to select it before transferring the data.

The SAP system contains the following function modules and sample programs for transferring plan data.

**Table of Sample Programs for Planning Data Transfer**

Function Module	Sample Program
K_COSTS_PLAN_INTERFACE_PERIOD	RKKIPL1P
K_COSTS_PLAN_INTERFACE_TOTAL	RKKIPL1T
K_ACT_INPUT_INTERFACE_PERIOD	RKKIPL3P
K_ACT_INPUT_INTERFACE_TOTAL	RKKIPL3T
K_RATIO_PLAN_INTERFACE_PERIOD	RKKIPL4P
K_RATIO_PLAN_INTERFACE_TOTAL	RKKIPL4T
K_RKP6_INTERFACE_PERIOD	RKKIPL6P
K_RKP6_INTERFACE_TOTAL	RKKIPL6T
K_ACT_PLAN_INTERFACE_PERIOD	RKKIPL2P
K_ACT_PLAN_INTERFACE_TOTAL	RKKIPL2T

---

**Table Structures and Function Modules for Planning Data**

---

**Interface for External Data Transfer**

## Interface for External Data Transfer

You can use a program to call up the corresponding function module for transferring data. You enter parameters that the SAP R/3 System then checks for validity.

- **Import parameters**

These parameters are independent of the selected area for the data transfer. They are the same in both planning and actual postings. You need these parameters to transfer data and control information.
- **Export parameters**

These parameters are required for the results of executing a function module.
- **Table parameters**

The table parameter is independent of the selected area for data transfer. You need it to transfer data and control information.

Import Parameters For Transferring Planning Data

## Import Parameters For Transferring Planning Data

The following parameters are independent of the planning area for the plan data that you wish to transfer:

### Function Module Import Parameters for Transferring Planning Data

Import parameters	Transfer Of	Description
BLTXT	Data	Document text
GJAHR	Data	Fiscal year
KOKRS	Data	Controlling area
PERAB	Data	From period
PERBI	Data	To period
VERSN	Data	Version
VRGNG	Data	Transaction
IRKU01_CUR	Control information	Currency field group indicator
IRKU02_CUR	Control information	Currency field group indicator
MESSAGES_SHOW	Control information	Display messages
UPDATE_VALUES	Control information	Check existing values
COMMIT	Control information	Execute commit using function module
DELTA	Control information	Indicator for supplementary entry
TESTMODE	Control information	Error message without update
ONLINE_VB	Control information	Online posting

### Additional Import Parameters for Function Modules

K\_ACT\_PLAN\_INTERFACE\_TOTAL and K\_ACT\_PLAN\_INTERFACE\_PERIOD

Import parameters	Transfer Of	Description
PRICE_QUANT_PLAN	Control information	Plan the quantities and/or prices

### Import Parameters VERSN and VRGNG

Use the VERSN parameter to select the version you require.

The VRGNG parameter contains the business transactions in the Cost Center Accounting component (CO-OM-CCA) and controls which planning area you transfer the external data to. To see an overview of all the Controlling component business transactions, use transaction OKC1. See: [Table Structures and Function Modules for Planning Data \[Page 7\]](#) for the business transactions used in the planning function modules.

## Import Parameters For Transferring Planning Data

### Import Parameters IRKU01\_CUR and IRKU02\_CUR

You use the IRKU01\_CUR (for cost planning) and IRKU02\_CUR import parameters (for activity planning) to define which currency field groups the posted amounts are transferred to in the interface, so defining which amount currency is used for display (transaction, object currency, or controlling area currency).



The use of parameters IRKU01-CUR or IRKU02\_CUR is strongly recommended.

The IRKU01\_CUR and IRKU02\_CUR import parameters replace the RPLAN import parameter that was used up to Release 3.0B. If the import parameters are not transferred, or are blank in the callup program, the system continues to use RPLAN, in which the standard plan parameter CO-01 is defaulted. RPLAN is included for compatibility reasons only, and should no longer be used.



You **must** use import parameter IRKU01\_CUR for plan data transfers that use function modules K\_RKP6\_INTERFACE\_PERIOD and K\_RKP6\_INTERFACE\_TOTAL.

### Use Import Parameters for Indication of Currency Field Groups in the Function Modules for the Transfer of Planning Data.

Function Module	Data	Import parameters
K_ACT_PLAN_INTERFACE_TOTAL	Cumulated activity types	IRKU02_CUR
K_ACT_PLAN_INTERFACE_PERIOD	Periodic activity types	IRKU02_CUR
K_COSTS_PLAN_INTERFACE_TOTAL	Activity-independent cumulated primary costs	IRKU01_CUR
K_COSTS_PLAN_INTERFACE_PERIOD	Activity-independent periodic primary costs	IRKU01_CUR
K_RKP6_INTERFACE_PERIOD	Activity-dependent periodic primary costs	IRKU01_CUR
K_RKP6_INTERFACE_TOTAL	Activity-dependent cumulated primary costs	IRKU01_CUR



If you wish to use the individual import parameters in function modules for control purposes, activate the corresponding structure field with an "X" for the currency field groups that are to be manually planned.

### Field Groups for Import Parameter IRKU01\_CUR

Name	Description
WKG_MAN	Total value in controlling area currency, manual
WKF_MAN	Fixed value in controlling area currency, manual
WTG_MAN	Total value in transaction currency, manual

**Import Parameters For Transferring Planning Data**

WTF_MAN	Fixed value in transaction currency, manual
WOG_MAN	Total value in object currency, manual
WOF_MAN	Fixed value in object currency, manual

**Field Groups of Import Parameter IRKU02\_CUR**

Name	Description
TKG_MAN	Total price in controlling area currency, manual
TKF_MAN	Fixed price in controlling area currency, manual
TOG_MAN	Total price in object currency, manual
TOF_MAN	Fixed price in object currency, manual



Currency field groups can be activated for one currency only (transaction, object, or controlling area). Other field groups are calculated using currency translation, based on the exchange rate table.



You need to plan total and fixed amounts in the same currency. If no fixed amounts are planned, do not activate the corresponding indicator.

**Import Parameter PRICE\_QUANT\_PLAN**

The import parameter PRICE\_QUANT\_PLAN is only used for the K\_ACT\_PLAN\_INTERFACE\_TOTAL and K\_ACT\_PLAN\_INTERFACE\_PERIOD function modules.

**Values of Parameter PRICE\_QUANT\_PLAN**

Parameter value	Description
B	Quantities and prices
P	Transfer prices only
Q	Transfer quantities only

The PRICE\_QUANT\_PLAN parameter is defaulted with B.

**Optional Parameters**

Transferring import parameters BLTXT, COMMIT, DELTA, MESSAGES\_SHOW, UPDATE\_VALUES, and ONLINE\_VB is optional. These parameters are defaulted and should only be changed if you wish to have different defaults.

You can use the BLTXT parameter to transfer a header text if planning documents were created.

The COMMIT import parameter indicates whether the commit was executed using the function module (enter **x**), or the callup program (enter a blank space). The parameter default is X. If the program is only used to call up one function module, or if separate sets of planning data are

### Import Parameters For Transferring Planning Data

transferred, you can use a function module to execute the commit. If multiple callups with separate but dependent plan data are executed, and you wish to ensure that the planning data is completely transferred only if no function module errors occur, then you need to deactivate the parameter. At the end of the program, you need to transmit a COMMIT WORK.

If you activate the MESSAGES\_SHOW import parameter with X, the SAP system issues the error messages that occurred during the function module callup. It is useful to activate this parameter, but if you call up the log interface in your own program for evaluation, then you should not activate it. Nor should you activate it during background processing.

If you activate the TESTMODE parameter, the SAP system displays error messages without running an update. If you transfer data for more than one planning area successively, this is included in the error messages. For example, the error messages for activity input planning take into account whether the data for activity planning has been transferred already.

The default for the UPDATE\_VALUES parameter is blank, which means that values already planned cannot be overwritten. Activate this parameter to overwrite planned values.

The default for ONLINE\_VB should not be changed. The DELTA parameter is for internal use only.

## Import Parameters for Transferring Planning Data

The table parameter, an internal table, is dependent on the business transaction for which you want to transfer the external data. It contains the data itself, and is based on the standard SAP system table structure, which is dependent on the data being transferred (VRGNG parameter). The SAP system uses four different table structures for the transfer of planning data.

### For costs

Periodic	RKU01JA
Cumulated	RKU01G

### For quantities

Periodic	RKU02JA
Cumulated	RKU02G



The name of the table used by a function module contains the name of the structure and the letter 'I' before it.

Structure: RKU01JA

Table name: IRKU01JA

These table structures contain many fields which are not required for transferring the external data from different planning areas. The structures are designed to transfer data from other business transactions at a later date.

Fields already filled in the structure are replaced by the transferred values.

The table below provides an overview of the function modules to be called up, with their corresponding table structures.

### Function Modules and Table Structures

Function Module	Table Structure
K_COSTS_PLAN_INTERFACE_PERIOD	RKU01JA
K_COSTS_PLAN_INTERFACE_TOTAL	RKU01G
K_RKP6_INTERFACE_PERIOD	RKU01JA
K_RKP6_INTERFACE_TOTAL	RKU01G
K_ACT_PLAN_INTERFACE_PERIOD	RKU02JA
K_ACT_PLAN_INTERFACE_TOTAL	RKU02G

**Import Parameters for Transferring Planning Data**

K_RATIO_PLAN_INTERFACE_PERIOD	RKU02JA
K_RATIO_PLAN_INTERFACE_TOTAL	RKU02G
K_ACT_INPUT_INTERFACE_PERIOD	RKU01JA
K_ACT_INPUT_INTERFACE_TOTAL	RKU01G

Below is a list of sample fields to be filled in the RKU01JA or RKU01G structure for transferring primary cost planning data that is activity-independent (business transaction RKP1).

- *Cost center, order number, or WBS element*
- *Cost Element*
- Currency is either transaction currency, object currency, or controlling area currency. Only one currency type may be filled, and this must be indicated in IRKU01\_CUR. If you use the transaction currency, then ensure that you make an entry in the TWAER field.
- *Total quantity*

The GJAHR, KOKRS parameters and so on, no longer need to be transferred.

You can also make entries in more fields, such as:

- *Unit of measure*
- *Record quantities indicator*

One object type may be transferred for each function callup. Primary cost planning (activity-independent) on cost centers and orders, therefore, requires two separate callups.

For activity input planning for sender business processes, the P\_PRZNR field must contain the key of the business process.

For order cost planning for sender business processes, the P\_PRZNR field must contain the key of the business process.

## Table Structures and Function Modules for Actual Data

### Use

The following section includes the planning areas that have function modules for the transfer of actual data.

The required data to be transferred for each planning area is specified.

### Features

You can currently transfer actual data from postings in internal accounting for the following areas:

- Reposting costs
- Reposting revenues
- activity allocation
- Non-allocable activities
- Entering Statistical Key Figures



You can transfer actual data online by making an immediate posting or by a batch input session. If you use a batch input session, then you bring the data into the system in which you are processing the session. A batch input session simulates the online entry of transaction codes and data. Normally, the system does not run the batch input session immediately after you create it, but saves it first. You can start the session at a later time, and thus avoid times of high system use. You can improve the system performance by running the session in the background.

The following overview illustrates the function modules for data transfer and the dependent data to be transferred.

When you transfer actual data, the system transfers the period values.

#### Data and Function Modules

Data	Function Module
Reposting costs	K_TRANSFER_BATCHINPUT
Reposting costs with entry variant	K_TRANSFER_BDC_WITH_VARNR
Reposting revenues	K_TRANSFER_REVENUE_BATCHINPUT
Reposting revenues with entry variant	K_TRANSFER_REV_BDC_WITH_VARNR
activity allocation	K_ACTIVITY_BATCHINPUT
Activity allocation with entry variant	K_ACTIVITY_BDC_WITH_VARNR
Non-allocable activities	K_NON_ALLOC_ACTIVITY_BDC
Actual statistical key figures	K_RATIO_BATCHINPUT
Actual statistical key figures with entry variant	K_RATIO_BDC_WITH_VARNR

---

Table Structures and Function Modules for Actual Data

## Import Parameters for Transferring Actual Data

## Import Parameters for Transferring Actual Data

The following parameters are not dependent on the area for which you want to transfer actual costs. These parameters are required to create a batch input session. You can ignore these parameters if you use a direct update for processing. If that is the case, you need to set up the ONLINE parameters.

### Import Parameters for Function Modules for Transferring Actual Data

Parameter	Description
CLIENT	Client
HOLDDATE	Lock session until specified date
KEEP	Indicator to keep the finished sessions in the session overview
MAPN_R	Session name
MAPN_E	Session name for session with incorrect data
MAPNAME	Session name
ONLINE	Indicator for online processing (" ", A, E, N)
SORT_TAB	Sort indicator
USER	User name

### Import Parameters for Transferring Actual Data

The ONLINE parameter controls how actual data is transferred to the SAP system.

- **With a batch input session (blank space):**
  - This is the default value.
- **Without a batch input session, by direct data transfer:**
  - Online (A)  
The data is transferred without a batch input session and can be seen by the user.
  - Online for errors (E)  
The data is transferred without a batch input session and can be seen by the user if an error occurs.
  - In background (N)  
The data is transferred without a batch input session and cannot be seen by the user.

The SORT\_TAB parameter is defaulted with "X" in the standard system. The SAP system checks the data for completeness and sets the EFLAG indicator depending on the results of its check. The error indicator can have the following values:

- EFLAG = "0"  
Data record is complete
- EFLAG = "1"  
Data record is incomplete

### Import Parameters for Transferring Actual Data

- EFLAG = "2"  
BUDAT, BLDAT incorrect, or no KOKRS

The SAP system then sorts the data according to posting date (BUDAT), document date (BLDAT), controlling area (KOKRS), and error indicator (EFLAG).



If you have not set the sort indicator, you should transfer the data already sorted to the SAP system, otherwise many new [screens \[Ext.\]](#) are requested if the data changes, which has an adverse effect on system performance.

You create batch input sessions with a client (CLIENT) and for a user (USER). When you process a session, the SAP system runs an authorization check on the user. The authorizations of the user who created the session are valid. During the session run, the authorizations of the user who is running the session are valid.

When you activate the KEEP parameter, processed sessions are kept in the session overview. All other sessions are deleted.

The HOLDDATE parameter blocks sessions up until the date that you assign to this parameter. You cannot run blocked sessions. This is useful for preventing sessions that contain errors from being rerun, or if you have to run a session on a particular date.

The SAP system creates up to two sessions.

- MAPN\_R  
Contains records with EFLAG = "0", complete data
- MAPN\_E  
Contains records with EFLAG = "1", incomplete data
- Records with EFLAG = "2" are not transferred to a session.

If you run a session with incomplete data, the SAP system issues an error message, after which you can make corrections.

Function modules that use the MAPNAME parameter create one session only.

To process a batch input session, choose *System* → *Services* → *Batch input* → *Edit*.

For more information on batch input sessions, see the SAP library under Basis → Kernel Components (BC-KRN) → BC System Services → Managing Batch Input Sessions → [Batch Input Sessions \[Ext.\]](#).

## Export Parameters for Transferring Actual Data

The **SUBRC** export parameter is active during actual data transfer.

If there are incorrect values when the folder is created, the SAP system sets the export parameters to the highest value accepted by the error indicator EFLAG during data checking, and displays an error message.

## Table Parameters for Transferring Actual Data

### Table Parameters for Transferring Actual Data

The table parameter depends on the actual data you wish to transfer. The following table shows the structures available

#### Function Modules and Table Structures for Transferring Actual Data

Function Module	Table Structure
K_TRANSFER_BATCHINPUT	RKIBI1
K_TRANSFER_BDC_WITH_VARNR	RKIBI1B
K_TRANSFER_REVENUE_BATCHINPUT	RKIBI1
K_TRANSFER_REV_BDC_WITH_VARNR	RKIBI1B
K_ACTIVITY_BATCHINPUT	RKIBI2
K_ACTIVITY_BDC_WITH_VARNR	RKIBI2B
K_NON_ALLOC_ACTIVITY_BDC	RKIBI2B
K_RATIO_BATCHINPUT	RKIBI3
K_RATIO_BDC_WITH_VARNR	RKIBI3B



The name of the table used by a function module contains the name of the structure with "I\_" before it.

The programs that control the transfer of actual data by batch input session, already do the following:

- Define the parameters
- Call up the relevant function module

You need to complete the following steps:

- Read your own data
- Convert the data to the relevant SAP table structure
- Define exceptions which are transferred by error messages to the return code

The function modules for data transfer with entry variants must be given an entry variant in the program that controls the list screen for data entry. The user is responsible for only entering the fields actually present in the corresponding entry variant screen in the function module table structure.

The following table contains the SAP program names and the corresponding areas for the data transfer.

#### Program Names for Transferring Actual Data

Program Name	Area

**Table Parameters for Transferring Actual Data**

RKIBI001	Reposting costs and revenues
RKIBIV01	Reposting costs with entry variant
RKIBIV04	Reposting revenues with entry variant
RKIBI002	Activity allocation
RKIBIV02	Activity allocation with entry variant and version
RKIBIV05	Enter nonallocable activities
RKIBI003	Actual statistical key figures
RKIBIV03	Statistical key figure with entry variant

## External Data Transfer with BAPIs

### Use

SAP provides Business Application Programming Interfaces (BAPIs) for transferring plan, actual, and master data from external or legacy systems as part of the system implementation. BAPIs enable you to transfer external data without the need for programming.

See also: [Data Transfer Methods \[Ext.\]](#)



You can only transfer **actual data from internal orders** using the following transactions:

- The **KAFD** transaction, which transfers costs on orders/projects and networks.
- The **KAFL** transaction, which deletes transferred costs on orders/projects and networks.

## Information Sheets for the Transfer of Master Data

You can transfer master data from external or legacy systems using Business Application Programming Interfaces (BAPIs). You can use BAPIs for transferring the following master data:

- Statistical key figures
- Cost elements
- Activity types
- Cost centers
- Business processes
- Internal orders

## Information Sheets for the Transfer of Cost Centers

## Information Sheets for the Transfer of Cost Centers

### A. Object Profile

#### Object Name and Identification

Name of application object	Cost center
Name of business object (BOR object)	BUS0012
Change document object supported?	Yes
Long text object	Not supported
Data category	Master data
Number assignment	External
Does SAP field exist for the number in the legacy system?	Does not exist

#### Transactions

Create	KS01
--------	------

#### Tables/Databases

Relevant tables	CSKS, CSKT
-----------------	------------

### C. BAPI Information

Which authorization object is required?	K_CSXS or K_CCA
Business object method	Create multiple
Are the objects created specified in a message within the standard parameter RETURN?*	No
Test run indicator (details*)	Yes
Is a mass update possible? Has the buffer concept been realized?	Yes
Program for generating test data?	No

## Information Sheets for the Transfer of Business Processes

### A. Object Profile

#### Object Name and Identification

Name of application object	Business processes
Name of business object (BOR object)	BUS1036
Change document object supported?	Yes
Long text object	Not supported
Data category	Master data
Number assignment	External
Does SAP field exist for the number in the legacy system?	Does not exist

#### Transactions

Create	CP01
--------	------

#### Tables/Databases

Relevant tables	CBPR, CBPT
-----------------	------------

### C. BAPI Information

Which authorization object is required?	K_ABC
Business object method	Create multiple
Are the objects created specified in a message within the standard parameter RETURN?*	No
Test run indicator (details*)	Yes
Is a mass update possible? Has the buffer concept been realized?	Yes
Program for generating test data?	No

## Information Sheets for the Transfer of Cost Elements

**Information Sheets for the Transfer of Cost Elements****A. Object Profile****Object Name and Identification**

Name of application object	Cost element
Name of business object (BOR object)	BUS1030
Change document object supported?	Yes
Long text object	Not supported
Data category	Master data
Number assignment	External
Does SAP field exist for the number in the legacy system?	Does not exist

**Transactions**

Create	KA01 (primary); KA06 (secondary)
--------	----------------------------------

**Tables/Databases**

Relevant tables	CSKA, CSKB, CSKU
-----------------	------------------

**C. BAPI Information**

Which authorization object is required?	K_CSKB
Business object method	Create multiple
Are the objects created specified in a message within the standard parameter RETURN?*	No
Test run indicator (details*)	Yes
Is a mass update possible? Has the buffer concept been realized?	Yes
Program for generating test data?	No

## Information Sheets for the Transfer of Activity Types

### A. Object Profile

#### Object Name and Identification

Name of application object	Activity type
Name of business object (BOR object)	BUS1031
Change document object supported?	Yes
Long text object	Not supported
Data category	Master data
Number assignment	External
Does SAP field exist for the number in the legacy system?	Does not exist

#### Transactions

Create	KL01
--------	------

#### Tables/Databases

Relevant tables	CSLA, CSLT
-----------------	------------

### C. BAPI Information

Which authorization object is required?	K_CSLA
Business object method	Create multiple
Are the objects created specified in a message within the standard parameter RETURN?*	No
Test run indicator (details*)	Yes
Is a mass update possible? Has the buffer concept been realized?	Yes
Program for generating test data?	No

## Information Sheets for the Transfer of Statistical Key Figures

## Information Sheets for the Transfer of Statistical Key Figures

### A. Object Profile

#### Object Name and Identification

Name of application object	Statistical key figure
Name of business object (BOR object)	BUS1138
Change document object supported?	No
Long text object	Not supported
Data category	Master data
Number assignment	External
Does SAP field exist for the number in the legacy system?	Does not exist

#### Transactions

Create	KK01
--------	------

#### Tables/Databases

Relevant tables	TKA03
-----------------	-------

### C. BAPI Information

Which authorization object is required?	K_KA03
Business object method	Create multiple
Are the objects created specified in a message within the standard parameter RETURN?*	No
Test run indicator (details*)	Yes
Is a mass update possible? Has the buffer concept been realized?	Yes
Program for generating test data?	No

## Information Sheet for the Transfer of Internal Orders

### A. Object Profile

#### Object Name and Identification

Name of application object	Master data for internal orders
Name of business object (BOR object)	BUS2075
Change document object supported?	No
Long text object	Not supported
Data category	Master data
Number assignment	Both
Does SAP field exist for the number in the legacy system?	Yes (AUFEX field)

#### Transactions

Create	X
Change	X
Display	X
Delete	Possible before productive start, using the OK05 transaction.

#### Additional Programs

Reports for displaying and evaluating transferred data	<ul style="list-style-type: none"> <li>• KOK3, for example, via order type or external order number</li> <li>• RKOCHK02</li> </ul>
Deletion program for mass data or reversal function?	Yes.
Is there a change program for mass data?	Yes.
Can the mass tool be used?	No

#### Tables/Databases

Relevant tables	AUFK, ONR0, JSTO, JEST, COBRA, COBRD
Logical databases	OKD
Table space	1 KB

#### Customizing

Customizing activities that influence the data transfer	Define order types, maintain number ranges for orders, maintain model orders.
---	---

## Information Sheet for the Transfer of Internal Orders

## Time and Sequence

<b>Time of transfer</b>	You can transfer master data at any time.
<b>Dependency on other data</b>	<ul style="list-style-type: none"> <li>• Order types</li> <li>• Number Ranges</li> <li>• Enterprise Organization</li> </ul>

## C. BAPI Information

<b>Which authorization object is required?</b>	K_ORDER, K_AUFK_ART, K_VORGNG
<b>Business object method</b>	CREATE
<b>Message type</b>	INTERNAL_ORDER_CREATE
<b>Idoc type</b>	INTERNAL_ORDER_CREATE_02
<b>Which attributes are covered?</b> <b>Are all parameters required included?</b> <b>If not, which are missing?</b>	Mandatory entries: Controlling area, order type
<b>Are the objects created specified in a message within the standard parameter RETURN?*</b>	Yes, as follows: type=s cl=ko number=107 par1=message_v1
<b>Test run indicator (details*)</b>	Yes, as follows: type=s cl=ko number=497
<b>Is a mass update possible?</b> <b>Has the buffer concept been realized?</b>	Yes.
<b>BAPI enhancement options:</b> <b>- Parameter extensionIn/extensionOut?</b>	Yes, but only CI_AUF.
<b>BAPI enhancement options:</b> <b>Do user exits or BAPIs exist?</b>	Yes, extension COOPA_01, function module EXIT_SAPLRKIO_001.
<b>Program for generating test data?</b>	Yes, R_BAPI_INTERNALORDER_CREATE_TEST.

---

Information Sheet for the Transfer of Internal Orders

## Information Sheet: The Transfer of Planning Data

### A. Object Profile

#### Object Name and Identification

Name of application object	CostActivityPlanning
Name of business object (BOR object)	BUS6026
Long text object	Not supported
Data category	Transaction data

#### Additional Programs

Reports for displaying and evaluating transferred data	Standard reporting
Deletion program for mass data or reversal function?	1) Transaction KP91, but only for plan-integrated objects 2) Set to 0 for all objects by importing zero values
Is there a change program for mass data? Can the mass tool be used?	Yes. Can change itself

#### Tables/Databases

Relevant tables	COKA, COKP, COKS, COKR, COKL, COSP, COSS, COSL, COSR, COEJ, COEJL, COEJR
-----------------	--

#### Customizing

Customizing activities that influence the data transfer	Version maintenance (OKEQ/OKEV)
---	---------------------------------

#### Time and Sequence

Time of transfer	Shortly before production startup
------------------	-----------------------------------

## SAP Notes

--	--

### C. BAPI Information

Which authorization object is required?	K_CCA, K_CSKB_PLA, K_CSKS_PLA, K_KA09_KVS
Business object method	CheckActivityInput CheckActivityOutput CheckKeyFigure CheckPrimCost PostActivityInput PostActivityOutput PostKeyFigure PostPrimCost
Program for generating test data?	RK_BAPI_POSTACTINPUT RK_BAPI_POSTACTOUTPUT RK_BAPI_POSTKEYFIGURE RK_BAPI_POSTPRIMCOST

\* See the Guide *BAPI Development for Mass Data Transfer*

### D EDI Information

Message type	(for example, ORDERS)
Idoc type	(for example, ORDERS01, ORDERS02)
X12 Message type	(for example, 850)
Edifact message type	(for example, ORDERS)
Output type used?	(for example, RD00)
Workflow for error handling	(for example, TS00008046)
Processing program	(for example, IDOC_INPUT_ORDERS)

---

**Information Sheets for the Transfer of Actual Data**

## Information Sheets for the Transfer of Actual Data

You can transfer your actual data from external or legacy systems using Business Application Programming Interfaces (BAPIs). You can use BAPIs for transferring the following actual data:

- Activity allocations
- Primary cost repostings
- Revenue repostings
- Statistical key figures in actual data
- Sender activities

## Information Sheet for the Transfer of Activity Allocations

### Object Profile

#### Object Name and Identification

Name of business object (BOR object)	BUS6010 (AcctngActivityAlloc)
Long text object	Not supported
Data category	Transaction data
Number assignment	Internal

#### Transactions

Create	KB21N
Display	KB23N
Delete	KB24N

#### Additional Programs

Reports for displaying and evaluating transferred data	Standard reporting
Deletion program for mass data or reversal function?	Reversal BAPI is available

#### Tables/Databases

Relevant tables	COBK, COEP, COEPL, COSS, COSL
-----------------	-------------------------------

#### Time and Sequence

Time of transfer	Any
Dependency on other data	Controlling area, account assignment objects (cost centers, activity types, orders and so on)

### BAPI Information

Which authorization object is required?	K_PVARIANT, K_VRGNG, S_ADMI_FCD, S_ALV_LAYO, S_BDS_DS, S_CTS_ADMI, S_DATASET, S_DEVELOP, S_DOKU_AUT, S_PRO_AUTH, S_RFC, S_TABU_DIS, S_TCODE, S_TRANSLAT, C_AFKO_AWK, P_ORGIN, S_TRANSPRT, S_OC_DOC, S_OC_ROLE, S_OC_SEND, S_SPO_DEV
Business object method	POST
Message type	ACC_ACT_ALLOC

**Information Sheet for the Transfer of Activity Allocations**

Are the objects created specified in a message within the standard parameter RETURN?*	Yes: CO document number
Test run indicator (details*)	CHECK method
Is a mass update possible? Has the buffer concept been realized?	Can several BAPIs be posted within one <i>logical unit of work</i> (LUW)? Yes
Notes for parallelization	Parallelization possible

Information Sheet for the Transfer of Primary Cost Repostings

# Information Sheet for the Transfer of Primary Cost Repostings

## Object Profile

### Object Name and Identification

Name of business object (BOR object)	BUS6011 (AcctngRepstPrimCosts)
Long text object	Not supported
Data category	Transaction data
Number assignment	Internal

### Transactions

Create	KB11N
Display	KB13N
Delete	KB14N

### Additional Programs

Reports for displaying and evaluating transferred data	Standard reporting
Deletion program for mass data or reversal function?	Reversal BAPI is available

### Tables/Databases

Relevant tables	COBK, COEP, COSS
-----------------	------------------

### Time and Sequence

Time of transfer	Any
Dependency on other data	Controlling area, account assignment objects (cost centers, activity types, orders and so on)

## BAPI Information

Which authorization object is required?	K_PVARIANT, K_VRGNG, S_ADMI_FCD, S_ALV_LAYO, S_BDS_DS, S_CTS_ADMI, S_DATASET, S_DEVELOP, S_DOKU_AUT, S_PRO_AUTH, S_RFC, S_TABU_DIS, S_TCODE, S_TRANSLAT, C_AFKO_AWK, P_ORGIN, S_TRANSPRT, S_OC_DOC, S_OC_ROLE, S_OC_SEND, S_SPO_DEV
Business object method	POST
Message type	ACC_PRIM_COSTS

**Information Sheet for the Transfer of Primary Cost Repostings**

Are the objects created specified in a message within the standard parameter RETURN?*	Yes: CO document number
Test run indicator (details*)	CHECK method
Is a mass update possible? Has the buffer concept been realized?	Can several BAPIs be posted within one <i>logical unit of work</i> (LUW)? Yes
Notes for parallelization	Parallelization possible

# Information Sheet for the Transfer of Revenue Repostings

## Object Profile

### Object Name and Identification

Name of business object (BOR object)	BUS6012 (AcctngRepostRevenues)
Long text object	Not supported
Data category	Transaction data
Number assignment	Internal

### Transactions

Create	KB41N
Display	KB43N
Delete	KB44N

### Additional Programs

Reports for displaying and evaluating transferred data	Standard reporting
Deletion program for mass data or reversal function?	Reversal BAPI is available

### Tables/Databases

Relevant tables	COBK, COEP, COSS
-----------------	------------------

### Time and Sequence

Time of transfer	Any
Dependency on other data	Controlling area, account assignment objects (cost centers, activity types, orders and so on)

### BAPI Information

Which authorization object is required?	K_PVARIANT, K_VRGNG, S_ADMI_FCD, S_ALV_LAYO, S_BDS_DS, S_CTS_ADMI, S_DATASET, S_DEVELOP, S_DOKU_AUT, S_PRO_AUTH, S_RFC, S_TABU_DIS, S_TCODE, S_TRANSLAT, C_AFKO_AWK, P_ORGIN, S_TRANSPRT, S_OC_DOC, S_OC_ROLE, S_OC_SEND, S_SPO_DEV
Business object method	POST
Message type	ACC_REVENUES

**Information Sheet for the Transfer of Revenue Repostings**

Are the objects created specified in a message within the standard parameter RETURN?*	Yes: CO document number
Test run indicator (details*)	CHECK method
Is a mass update possible? Has the buffer concept been realized?	Can several BAPIs be posted within one <i>logical unit of work</i> (LUW)? Yes
Notes for parallelization	Parallelization possible

Information Sheet for the Transfer of Actual Statistical Key Figures

# Information Sheet for the Transfer of Actual Statistical Key Figures

## Object Profile

### Object Name and Identification

Name of business object (BOR object)	BUS6013 (AcctngStatKeyFigures)
Long text object	Not supported
Data category	Transaction data
Number assignment	Internal

### Transactions

Create	KB31N
Display	KB33N
Delete	KB34N

### Additional Programs

Reports for displaying and evaluating transferred data	Standard reporting
Deletion program for mass data or reversal function?	Reversal BAPI is available

### Tables/Databases

Relevant tables	COBK, COEP, COEPR, COSR
-----------------	-------------------------

### Time and Sequence

Time of transfer	Any
Dependency on other data	Controlling area, account assignment objects (statistical key figures, cost centers, activity types, orders and so on)

## BAPI Information

Which authorization object is required?	K_PVARIANT, K_VRGNG, S_ADMI_FCD, S_ALV_LAYO, S_BDS_DS, S_CTS_ADMI, S_DATASET, S_DEVELOP, S_DOKU_AUT, S_PRO_AUTH, S_RFC, S_TABU_DIS, S_TCODE, S_TRANSLAT, C_AFKO_AWK, P_ORGIN, S_TRANSPRT, S_OC_DOC, S_OC_ROLE, S_OC_SEND, S_SPO_DEV
Business object method	POST
Message type	ACC_STAT_KEY_FIG

**Information Sheet for the Transfer of Actual Statistical Key Figures**

Idoc type	
Are the objects created specified in a message within the standard parameter RETURN?*	Yes: CO document number
Test run indicator (details*)	CHECK method
Is a mass update possible? Has the buffer concept been realized?	Can several BAPIs be posted within one <i>logical unit of work</i> (LUW)? Yes
Notes for parallelization	Parallelization possible

## Information Sheet for the Transfer of Sender Activity

### Object Profile

#### Object Name and Identification

Name of business object (BOR object)	BUS6014 (Acctng SenderActivity)
Long text object	Not supported
Data category	Transaction data
Number assignment	Internal

#### Additional Programs

Reports for displaying and evaluating transferred data	Standard reporting
Deletion program for mass data or reversal function?	Reversal BAPI is available

#### Tables/Databases

Relevant tables	COBK, COEPL, COSL
-----------------	-------------------

#### Time and Sequence

Time of transfer	Any
Dependency on other data	Controlling area, account assignment objects (cost centers, activity types, orders and so on)

### BAPI Information

Which authorization object is required?	K_PVARIANT, K_VRGNG, S_ADMI_FCD, S_ALV_LAYO, S_BDS_DS, S_CTS_ADMI, S_DATASET, S_DEVELOP, S_DOKU_AUT, S_PRO_AUTH, S_RFC, S_TABU_DIS, S_TCODE, S_TRANSLAT, C_AFKO_AWK, P_ORGIN, S_TRANSPRT, S_OC_DOC, S_OC_ROLE, S_OC_SEND, S_SPO_DEV
Business object method	POST
Message type	ACC_SENDER_ACTIVITIES
Are the objects created specified in a message within the standard parameter RETURN?*	Yes: CO document number
Test run indicator (details*)	CHECK method
Is a mass update possible? Has the buffer concept been realized?	Can several BAPIs be posted within one <i>logical unit of work</i> (LUW)? Yes
Notes for parallelization	Parallelization possible

**Information Sheet for the Transfer of Sender Activity**

## External Data Transfer Of Master Data For Internal Orders, With Transaction

### Use

Instead of using batch input, you can transfer internal orders automatically from external systems to the SAP R/3 System. The system enters data from the external files into the data fields of the SAP-R/3 internal orders.

The easier way of transferring external data from master data is to use a BAPI.

For more information on external data transfer of master data for internal orders using a BAPI, see [Information Sheet: Transferring Master Data For Internal Orders \[Page 33\]](#).

Old and external data is normally transferred to the SAP R/3 system as part of the implementation project in the IT department.



To transfer **actual data from internal orders**, use the following transactions:

- The **KAFD** transaction, which transfers costs on orders/projects and networks.
- The **KAFL** transaction, which deletes transferred costs on orders/projects and networks.

### Prerequisites

You are in the **KO09** transaction: *Sender structure maintenance for orders: Master data*

### Features

The system enters data from the external files into the data fields of the SAP-R/3 internal orders that you wish to create. The procedure for is the same as for creating orders from the application. To transfer data, you can use the receiver structure **OREXT** (external order) in the SAP R/3 System. This receiver structure (for transferring data from the external system) consists of the fields in the order master data, and up to three distribution rules. A corresponding sender structure must exist in the external system. All the orders that you want to create in the SAP System must exist in an external file in the format of the sender structure. The external file must contain exactly one complete sender structure for each order (including up to three [distribution rules \[Ext.1\]](#)).

**See also:**

[Example of a Completed Sender Structure \[Page 54\]](#)

### Order Settlement

The KONTY\_n field determines the settlement receiver (n=1,2,3). You can settle to the following receivers if you fill KONTY\_n as follows:

#### Settlement Receivers

Receiver	KONTY_n	Conversion Exit
Asset	AN	ALPHA
Cost center	KS	

**External Data Transfer Of Master Data For Internal Orders, With Transaction**

Cost object	HP	ALPHA
Networks	NP	ALPHA
Order	OR	ALPHA
Sales order	VB	ALPHA
Project/WBS element	PR	KONPR
G/L account	SK	ALPHA

If you want to use fewer than three distribution rules, leave the KONTY\_n fields blank that you do not need.

The (BUKRS) field in the distribution rule is needed for future releases, and is currently not included. Therefore you need to leave it blank.

The *SCOPE* field (object class) is two characters long in the **OREXT**. Entries there are not language dependent, for example, OC for overhead costs. For the purposes of the screen display, the system determines the language-dependent field contents from the domain table for the *SCOPE* data element. The system uses five-characters, for example, *GKOST* for overhead costs.

For order types whose old order status management is active, you can use the *ASTNR* field to set the initial status. Otherwise, the system uses the default status.

The same consistency checks are made for the automatic creation of internal orders when you create or maintain internal orders in SAP R/3 transactions. This means you must fill the same fields. The field names in the sender structure must be the same as the screen field names.



Name on the screen:	<i>Plant</i>
Screen field name:	<i>WERKS</i>
Field name in sender structure:	<i>WERKS</i>

You can display used field names on a screen by positioning the cursor on that field, then choosing F1 and *Technical information*. In the data element field, you can see the technical name of the corresponding field.

### Maintaining Order Types and Dependent Objects

Many of the attributes of the order to be created are derived from the order type (for example, whether revenue postings are allowed or not). You need to specify the order type in the appropriate field in the sender structure. The data you transfer using the sender structure must fit the definitions of the corresponding order type in the SAP R/3 system.

If you require a [settlement rule \[Ext.\]](#), you need to enter a settlement profile in the order type. If you want to transfer a source assignment, you must maintain the [source structure \[Ext.\]](#).

## External Data Transfer Of Master Data For Internal Orders, With Transaction

The R/3 System must be able to recognize all the organizational units, settlement receivers, and so on. If you want to settle one of the orders you want to create to a different order, you cannot create this in the same run as the order you want to settle. It must already exist in the system.



In contrast to the creation of orders in the application, you cannot use [reference orders \[Ext.\]](#) or [model orders \[Ext.\]](#) in the process of transferring old, or external data from external systems.

## Activities

If the sender and receiver structures are the same, proceed as follows:

### Defining The Sender Structure

1. Choose *New entries*.
2. Enter the sender structure name (such as ORSEND) and an explanatory short text.
3. Enter a **1** under *Item*.
4. Enter **OREXT** as a *DDIC structure*.
5. Save the sender structure.

### Processing Transfer Rules

1. Choose *Environment* → *Transfer rules*.  
The sender structure that you just generated is already defaulted.
2. To process the transfer rules, choose *Maintain*.
3. Choose *Create default rule*.  
The system inserts the field names of the sender structure into the sender fields.
4. Save the default rule.

If the sender and receiver structures are **not** the same, see the implementation guide (IMG) for information on settings that you can make, under *Enterprise Controlling* → *Executive Information System and Business Planning* → *Data Transfer*.

## Example For A Data Transfer

The **RKOFIET** report is available as an example of data transfer from an external system. You can use this report to create sender records on the hard drive of your presentation server for testing purposes.

Proceed as follows:

1. As described above, generate the **ORSEND** sender structure.
2. Start the **RKOFIET** report and make entries in some of the fields provided.  
The data is not checked, as this is a test.
3. Start the old data transfer
4. Set the following indicators for the test:

**External Data Transfer Of Master Data For Internal Orders, With Transaction**

- *File system:* **Presentation server**
  - *File type:* **CSV format**
  - *Number format:* **Decimal point**
5. For an overview of the written sender records, and the messages for each record, choose *Logs*.
  6. To be able to see this overview later on, start the **RKCDLMON** report.

**Activities**

[Transferring Old and External Data \[Page 53\]](#)

You can also:

- See files using the **KO08** transaction.

For more information on data transfer, see the *SAP Library*, under *Financials* → *Enterprise Controlling* → *Executive Information System and Business Planning* → *Data Collection* → [Data Transfer Methods \[Ext.\]](#).

## Old or External Data Transfer

1. Choose *Internal orders* → *Environment* → *Data transfer* → *Master data*
2. Enter the name of the sender structure you have defined.
3. Enter the file name of the external file containing the sender structure. Then choose *Execute*.



If you wish to collectively process the internal orders that are to be created in the SAP system, (for example, releasing them collectively), then you can summarize them into one order group after transferring them from the external system. If you wish to create an order group, you can, for example, use the name of the person entering data (*ERNAM* field) and the date it was entered (*ERDAT* field).

## Results

The SAP system creates new internal orders using the transferred data from the external system.

**Example: Filled Sender Structure****Example: Filled Sender Structure**

The sender structure below has the same structure as the SAP receiver structure **OREXT**. The minimum data field entries are made for creating an internal order that is to be fully settled to a WBS element.

If required, you can obtain the current **OREXT** receiver structure from the *Data Dictionary*. Choose *Tools* → *ABAP Workbench* → *Development* → *Dictionary*.

**Example of an ORSEND Structure with entries**

Field	Type	Length	Short Description	Field Contents
AUFNR	CHAR	12	Order number	‘ ‘
AUART	CHAR	4	Order type	‘0100’
KTEXT	CHAR	40	Short text	Order to WBS
KOKRS	CHAR	4	Controlling area	‘0001’
BUKRS	CHAR	4	Company code	‘0001’
GSBER	CHAR	4	Business area	‘0001’
WERKS	CHAR	4	Plant	‘ ‘
PRCTR	CHAR	10	Profit center	‘ ‘
KOSTV	CHAR	10	Responsible cost center	TEST_001
POSID	CHAR	24	WBS element	‘ ‘
STORT	CHAR	10	Location	‘ ‘
SOWRK	CHAR	4	Plant for location	‘ ‘
ASTNR	NUMC	2	Order Status	‘ ‘

Example: Filled Sender Structure

VOGRP	CHAR	4	Group locked. Business Transaction	‘ ‘
PDAT1	DATS	8	Planned release date	‘ ‘
PDAT2	DATS	8	Planned technical completion date	‘ ‘
PDAT3	DATS	8	Planned closing date	‘ ‘
ASTKZ	CHAR	1	Statistical order indicator	‘ ‘
WAERS	CUKY	5	Order currency	‘ ‘
KALSM	CHAR	6	Costing Sheet	‘ ‘
ZSCHL	CHAR	6	Overhead key	‘ ‘
ABGSL	CHAR	6	Results analysis key	‘ ‘
AWSL	CHAR	6	Variance key	‘ ‘
ABKRS	NUMC	2	Processing group	‘ ‘
KSTAR	CHAR	10	Settlement Cost Element	‘ ‘
KOSTL	CHAR	10	Settle order to cost center	‘ ‘
SAKNR	CHAR	10	Settle order to G/L account	‘ ‘
USER0	CHAR	20	Applicant	‘ ‘
USER1	CHAR	20	Applicant tel. no.	‘ ‘
USER2	CHAR	20	Responsible person	‘ ‘

## Example: Filled Sender Structure

USER3	CHAR	20	Responsible person tel. no.	“ “
USER4	CHAR	14	14-char. text field	“ “
USER5	DATS	8	Application date	“ “
USER6	CHAR	15	Department	“ “
USER7	DATS	8	Work start date	“ “
USER8	DATS	8	Work finish date	“ “
USER9	CHAR	1	Work approved indicator	“ “
VNAME	CHAR	6	Joint venture	“ “
RECID	CHAR	2	Cost type	“ “
ETYPE	CHAR	3	Investment class	“ “
TXJCD	CHAR	15	Tax jurisdiction code	“ “
JV_JIBCL	CHAR	3	JIB/JIBE class	“ “
JV_JIBSA	CHAR	5	JIB/JIBE subclass	“ “
SCOPE	CHAR	2	Object class	“ “
KDAUF	CHAR	10	Sales order number	“ “
KDPOS	NUMC	6	Item number Sales order	“ “
AUFEX	CHAR	20	External order number	“ “

Example: Filled Sender Structure

IVPRO	CHAR	6	Capital investment measure profile	‘ ‘
AKSTL	CHAR	10	Requesting cost center	‘ ‘
			<b>1. Distribution rules</b> The distribution rules are substructures of ORSEND. To reach them in the Data Dictionary, choose <i>Extras → Substructures → Explode all subst.</i>	
PERBZ_1	CHAR	3	Settlement Type	FUL
URZUO_1	CHAR	3	Source assignment	‘ ‘
PROZS_1	DEC	5	Settlement percentage rate	‘100’
AQZIF_1	DEC	10	Settlement equivalence number	‘0’
BETRR_1	CURR	15	Amount/amount rule	‘0’
KONTY_1	CHAR	2	Account assignment category	PR
GSBER_1	CHAR	4	Business area	‘ ‘
BUKRS_1	CHAR	4	Company code	‘ ‘
HKONT_1	CHAR	10	G/L account number	‘ ‘
PRCTR_1	CHAR	10	Profit center	‘ ‘
KOSTL_1	CHAR	10	Receiving cost center	‘ ‘
AUFNR_1	CHAR	12	Order number	‘ ‘
POSID_1	CHAR	24	WBS element	04717.1A.010
ANLN1_1	CHAR	12	Main asset number	‘ ‘

## Example: Filled Sender Structure

ANLN2_1	CHAR	4	Asset subnumber	‘ ‘
NPLNR_1	CHAR	12	Network number account assignment	‘ ‘
VORNR_1	CHAR	4	Business activity number	‘ ‘
KDAUF_1	CHAR	10	Sales order number	‘ ‘
KDPOS_1	NUMC	6	Item number Sales order	‘ ‘
KSTRG_1	CHAR	12	Cost object	‘ ‘
			<b>2. Distribution rule</b>	
PERBZ_2	...	..	.	
...				
			<b>3. Distribution rule</b>	
PERBZ_3	...	..	.	
...				