

Venezuela



HELP.CAINTVE

Release 4.6C



Copyright

© Copyright 2000 SAP AG. All rights reserved.

No part of this brochure may be reproduced or transmitted in any form or for any purpose without the express permission of SAP AG. The information contained herein may be changed without prior notice.

Some software products marketed by SAP AG and its distributors contain proprietary software components of other software vendors.

Microsoft®, WINDOWS®, NT®, EXCEL®, Word® and SQL Server® are registered trademarks of Microsoft Corporation.

IBM®, DB2®, OS/2®, DB2/6000®, Parallel Sysplex®, MVS/ESA®, RS/6000®, AIX®, S/390®, AS/400®, OS/390®, and OS/400® are registered trademarks of IBM Corporation.

ORACLE® is a registered trademark of ORACLE Corporation, California, USA.

INFORMIX®-OnLine for SAP and Informix® Dynamic Server™ are registered trademarks of Informix Software Incorporated.

UNIX®, X/Open®, OSF/1®, and Motif® are registered trademarks of The Open Group.







HTML, DHTML, XML, XHTML are trademarks or registered trademarks of W3C®, World Wide Web Consortium, Laboratory for Computer Science NE43-358, Massachusetts Institute of Technology, 545 Technology Square, Cambridge, MA 02139.

JAVA® is a registered trademark of Sun Microsystems, Inc., 901 San Antonio Road, Palo Alto, CA 94303 USA.

JAVASCRIPT® is a registered trademark of Sun Microsystems, Inc., used under license for technology invented and implemented by Netscape.

SAP, SAP Logo, mySAP.com, mySAP.com Marketplace, mySAP.com Workplace, mySAP.com Business Scenarios, mySAP.com Application Hosting, WebFlow, R/2, R/3, RIVA, ABAP, SAP Business Workflow, SAP EarlyWatch, SAP ArchiveLink, BAPI, SAPPHIRE, Management Cockpit, SEM, are trademarks or registered trademarks of SAP AG in Germany and in several other countries all over the world. All other products mentioned are trademarks or registered trademarks of their respective companies.

Icons

Icon	Meaning
	Caution
	Example
	Note
	Recommendation
	Syntax
	Tip

Contents

Venezuela	5
Cross-Application Components	6
Financials	7
General Information	8
Currency	9
Taxes	10
Tax Number	11
Taxes on Sales/Purchases	12
Tax Code	13
Calculation Procedure	14
Tax on Sales/Purchases Indicator	15
Sales Ledger	16
Purchase Ledger	17
Withholding Tax	18
Withholding Tax Type	19
Withholding Tax Code	20
Recipient Type	21
Customizing Withholding Tax	22
Generic Withholding Tax Reporting	23
General Ledger Accounting	24
Chart of Accounts	25
Accounts Payable and Accounts Receivable	26
Customer Master Records	27
Tax Number	28
Tax on Sales/Purchases Indicator	29
Vendor Master Records	30
Tax Number	31
Tax on Sales/Purchases Indicator	32
Recipient Type	33
Reporting	34
Generic Withholding Tax Reporting	35
Asset Accounting	36
Chart of Depreciation	37
Human Resources	39

Venezuela

Cross-Application Components

Financials

General Information

Currency

Definition

See [Currencies \[Ext.\]](#).

Use

When you create a company code using the template for Venezuela, the system sets the bolivar as the local currency. The currency's ISO code is VEB.



We recommend that you do not use any decimal places with this currency. Although it officially has two decimal places, they are not used in practice due to the low value of the currency. Leaving them out allows you to work with larger amounts in the system.

The system also activates a hard currency (US dollars) and a group currency (euros) (see [Parallel Currencies \[Ext.\]](#)).

Taxes

Taxes

Tax Number

Definition

A number assigned by the tax authorities to every person and corporation.

In Venezuela there are two types of tax numbers, *registro identificación fiscal* (RIF) and *número identificación tributaria* (NIT). The NIT is gradually being superceded by the RIF, but both are still in use. As a result, each business has an RIF, but may also have an NIT.

Use

The tax numbers are used for reporting to the tax authorities.

You maintain your customers' and vendors' tax numbers in their master records, on the *Control data* tab (customers) or on the *Control data* screen (vendors). You enter the RIF in *Tax code 1*, and the NIT in *Tax code 2* (see [Creating a Customer Master Record Centrally \[Ext.\]](#) and [Creating a Vendor Master Record Centrally \[Ext.\]](#)). You maintain your own tax numbers in Customizing for *Financial Accounting*, under *Financial Accounting Global Settings* → *Company Code* → *Enter Global Parameters*.

Structure

The tax numbers are structured as follows:

- NIT
A 10-digit number, for example, 1234567890.
- RIF
In total, 12 characters long. The first character is E, I, J, or V, followed by a hyphen (-), followed by eight digits, followed by a hyphen, followed by another digit, for example, V-12345678-0.

Taxes on Sales/Purchases**Taxes on Sales/Purchases****Definition**

See [Taxes on Sales/Purchases, Sales Taxes and Additional Taxes \[Ext.\]](#).

Use

In Venezuela, value-added tax (VAT) is known as *impuesto al valor agregado* (IVA).

Tax Code

Definition

See [Tax Codes \[Ext.\]](#).

Use

When you create a company code using the template for Venezuela, the system sets up sample tax codes for the most important taxes as follows:

Input VAT

Tax code	Tax rate (%)
V0	0
V4	8
V5	15

Output VAT

Tax code	Tax rate (%)
A0	0
A4	8
A5	15

Calculation Procedure

Calculation Procedure

Definition

See [Calculation Procedure \[Ext.\]](#).

Use

In Venezuela, you use calculation procedure TAXVE. When you create a company code using the template for Venezuela, the system sets this procedure automatically.

Tax on Sales/Purchases Indicator

Definition

A checkbox in the customer and vendor master records that determines whether or not a customer or vendor is liable for value-added tax (VAT) (see [Taxes on Sales/Purchases \[Page 12\]](#)).

Use

If a customer or vendor is liable for VAT, you select this checkbox in their master record.

Integration

See [Sales Ledger \[Page 16\]](#) and [Purchase Ledger \[Page 17\]](#).

Sales Ledger

Sales Ledger

Use

You use this report to prepare a report on the sales that your business has made (*libro de venta*).

In Venezuela, you are required to submit this report to the authorities each month, in accordance with the Law on Wholesale and Luxury Items Tax (*Ley de Impuesto al Consumo Suntuario y a las Ventas al Mayor*).

Prerequisites

You have defined your customers as being liable for value-added tax (VAT) (see [Tax on Sales/Purchases Indicator \[Page 32\]](#)).

Activities

To access the report, from the *SAP Easy Access* screen, choose *Accounting* → *Financial Accounting* → *General Ledger* → *Reporting* → *Tax Reports* → *Venezuela* → *Sales Ledger*.

Purchase Ledger

Use

You use this report to prepare a report on the purchases that your business has made (*libro de compras*).

In Venezuela, you are required to submit this report to the authorities each month, in accordance with the Law on Wholesale and Luxury Items Tax (*Ley de Impuesto al Consumo Suntuario y a las Ventas al Mayor*).

Prerequisites

You have defined your vendors as being subject to value-added tax (VAT) (see [Tax on Sales/Purchases Indicator \[Page 32\]](#)).

Activities

To access the report, from the *SAP Easy Access* screen, choose *Accounting* → *Financial Accounting* → *General Ledger* → *Reporting* → *Tax Reports* → *Venezuela* → *Purchase Ledger*.

Withholding Tax

Withholding Tax

Definition

See [Withholding Tax \[Ext.\]](#).

Use

In Venezuela, you are required to collect tax on a variety of expenditures. The standard business practice is to withhold tax when you make a payment.

For Venezuela, you use the extended withholding tax functions.

See also:

[Extended Withholding Tax \(Release 4.0\) \[Ext.\]](#)

Withholding Tax Type

Definition

A category of withholding tax.

Use

In Venezuela, the law distinguishes between several categories of expenditures, for example, professional services and real estate rental. You define separate withholding tax types for each of these categories.

When you create a company code using the template for Venezuela, the system creates sample withholding tax types.

Integration

You use withholding tax types in conjunction with [withholding tax codes \[Page 20\]](#).

Withholding Tax Code

Withholding Tax Code

Definition

See [Withholding Tax Codes \[Ext.\]](#).

Use

Whereas you use [withholding tax types \[Page 19\]](#) to define the different sorts of withholding tax – on professional services or real estate rental, for example – you use the tax codes to specify exactly what the tax rates are and any exemptions that apply.

In Venezuela, the amount of tax levied on each type of withholding tax type depends on the status of your business. The different statuses are as follows:

- Corporations resident in Venezuela
- Corporations resident abroad
- Persons resident in Venezuela
- Persons resident abroad

When you create a company code using the template for Venezuela, the system creates sample withholding tax codes. You can add other tax codes as required.

Recipient Type

Definition

See [Extended Withholding Tax: Customer/Vendor Master Data \[Ext.\]](#).

Use

When you create a company code using the template for Venezuela, the system creates the following recipient types:

- Corporations resident in Venezuela
- Corporations resident abroad
- Persons resident in Venezuela
- Persons resident abroad

You assign your vendors a recipient type in the vendor master record.

Customizing Withholding Tax

Customizing Withholding Tax

Follow the instructions as described in [Extended Withholding Tax: Customizing \[Ext.\]](#), using the following information:

Withholding Tax Type

When you define the [withholding tax types \[Page 19\]](#), use the activity *Define Withholding Tax Type for Payment Posting*: withholding tax in Venezuela is levied when you make a payment and not when the invoice is issued.

Withholding Tax Codes

See [Withholding Tax Code \[Page 20\]](#).

Generic Withholding Tax Reporting

Use

You use this report to prepare the annual withholding tax returns for the tax authorities and certificates for your vendors (see [Generic Withholding Tax Reporting \[Ext.\]](#)).

Features

The country version for Venezuela includes the following Smart Forms:

Smart Form	Description
IDWTCERT_VE_01	Annual withholding tax return showing tax incurred per period
IDWTCERT_VE_02	Annual withholding tax return with all documents itemized

Activities

To access the report, from the *SAP Easy Access* screen, choose *Accounting* → *Financial Accounting* → *Accounts Payable* → *Withholding Tax* → *General* → *Withholding Tax Reporting (Generic)*.

General Ledger Accounting

General Ledger Accounting

Chart of Accounts

Definition

See [Chart of accounts \[Ext.\]](#).

Use

In Venezuela, you use chart of accounts INT, as supplied with the R/3 System.

Accounts Payable and Accounts Receivable

Accounts Payable and Accounts Receivable

Customer Master Records

Tax Number

Tax Number

Definition

A number assigned by the tax authorities to every person and corporation.

In Venezuela there are two types of tax numbers, *registro identificación fiscal* (RIF) and *número identificación tributaria* (NIT). The NIT is gradually being superceded by the RIF, but both are still in use. As a result, each business has an RIF, but may also have an NIT.

Use

The tax numbers are used for reporting to the tax authorities.

You maintain your customers' and vendors' tax numbers in their master records, on the *Control data* tab (customers) or on the *Control data* screen (vendors). You enter the RIF in *Tax code 1*, and the NIT in *Tax code 2* (see [Creating a Customer Master Record Centrally \[Ext.\]](#) and [Creating a Vendor Master Record Centrally \[Ext.\]](#)). You maintain your own tax numbers in Customizing for *Financial Accounting*, under *Financial Accounting Global Settings* → *Company Code* → *Enter Global Parameters*.

Structure

The tax numbers are structured as follows:

- NIT
 - A 10-digit number, for example, 1234567890.
- RIF
 - In total, 12 characters long. The first character is E, I, J, or V, followed by a hyphen (-), followed by eight digits, followed by a hyphen, followed by another digit, for example, V-12345678-0.

Tax on Sales/Purchases Indicator

Definition

A checkbox in the customer and vendor master records that determines whether or not a customer or vendor is liable for value-added tax (VAT) (see [Taxes on Sales/Purchases \[Page 12\]](#)).

Use

If a customer or vendor is liable for VAT, you select this checkbox in their master record.

Integration

See [Sales Ledger \[Page 16\]](#) and [Purchase Ledger \[Page 17\]](#).

Vendor Master Records

Vendor Master Records

Tax Number

Definition

A number assigned by the tax authorities to every person and corporation.

In Venezuela there are two types of tax numbers, *registro identificación fiscal* (RIF) and *número identificación tributaria* (NIT). The NIT is gradually being superceded by the RIF, but both are still in use. As a result, each business has an RIF, but may also have an NIT.

Use

The tax numbers are used for reporting to the tax authorities.

You maintain your customers' and vendors' tax numbers in their master records, on the *Control data* tab (customers) or on the *Control data* screen (vendors). You enter the RIF in *Tax code 1*, and the NIT in *Tax code 2* (see [Creating a Customer Master Record Centrally \[Ext.\]](#) and [Creating a Vendor Master Record Centrally \[Ext.\]](#)). You maintain your own tax numbers in Customizing for *Financial Accounting*, under *Financial Accounting Global Settings* → *Company Code* → *Enter Global Parameters*.

Structure

The tax numbers are structured as follows:

- NIT
A 10-digit number, for example, 1234567890.
- RIF
In total, 12 characters long. The first character is E, I, J, or V, followed by a hyphen (-), followed by eight digits, followed by a hyphen, followed by another digit, for example, V-12345678-0.

Tax on Sales/Purchases Indicator

Tax on Sales/Purchases Indicator

Definition

A checkbox in the customer and vendor master records that determines whether or not a customer or vendor is liable for value-added tax (VAT) (see [Taxes on Sales/Purchases \[Page 12\]](#)).

Use

If a customer or vendor is liable for VAT, you select this checkbox in their master record.

Integration

See [Sales Ledger \[Page 16\]](#) and [Purchase Ledger \[Page 17\]](#).

Recipient Type

Definition

See [Extended Withholding Tax: Customer/Vendor Master Data \[Ext.\]](#).

Use

When you create a company code using the template for Venezuela, the system creates the following recipient types:

- Corporations resident in Venezuela
- Corporations resident abroad
- Persons resident in Venezuela
- Persons resident abroad

You assign your vendors a recipient type in the vendor master record.

Reporting

Generic Withholding Tax Reporting

Use

You use this report to prepare the annual withholding tax returns for the tax authorities and certificates for your vendors (see [Generic Withholding Tax Reporting \[Ext.\]](#)).

Features

The country version for Venezuela includes the following Smart Forms:

Smart Form	Description
IDWTCERT_VE_01	Annual withholding tax return showing tax incurred per period
IDWTCERT_VE_02	Annual withholding tax return with all documents itemized

Activities

To access the report, from the *SAP Easy Access* screen, choose *Accounting* → *Financial Accounting* → *Accounts Payable* → *Withholding Tax* → *General* → *Withholding Tax Reporting (Generic)*.

Asset Accounting

Chart of Depreciation

Definition

See [Chart of Depreciation \[Ext.\]](#).

Use

When you create a company code using the template for Venezuela, the system assigns it chart of depreciation 1VE, which follows Venezuelan accounting requirements.

Structure

Chart of Depreciation

Depreciation area	Use	Currency
01	Book depreciation (unadjusted)	Local
03	Inflation adjustments	Local
04	Book depreciation (adjusted)	Local
15	Tax depreciation	Local
30	Consolidated book depreciation	Local
31	Consolidated book depreciation	Group
32	Book depreciation	Group
33	Book depreciation	Hard
34	Inflation adjustments	Group
35	Inflation adjustments	Hard

These depreciation areas cover different inflation and currency requirements, as follows:

- Book depreciation before and after adjustment for inflation

Depreciation area 01 is used for recording depreciation before inflation adjustment. Area 04 is used for adjusted depreciation. Area 03 is used for the inflation adjustments only, that is, the difference between the unadjusted and adjusted values.



You buy a machine for VEB 1,000,000. In the first year it depreciates by VEB 100,000, giving a net book value of VEB 900,000. Inflation is running at 20%. The entries are as follows:

Area	Acquisition cost (VEB)	Depreciation (VEB)	Net book value (VEB)
01	1,000,000	100,000	900,000
03	200,000	20,000	180,000
04	1,200,000	120,000	1,080,000

- Book depreciation in different currencies

Chart of Depreciation

The information in depreciation area 01 is duplicated in depreciation areas 32 and 33, with the difference that these areas are kept in your hard currency and group currency respectively. Whenever you post any changes in depreciation area 01, the system automatically updates areas 32 and 33.

- Inflation adjustments in different currencies

Similarly, the system automatically maintains two copies of the depreciation area that you use to post inflation adjustments in your local currency (02): area 34 shows the adjustments in your group currency; area 35 in your hard currency. However, all adjustments in these areas will be zero, as inflation only affects the local currency.

See also:

[Currency \[Page 9\]](#)

Human Resources