

PUBLIC

Release Notes



Solutions from SAP

SAP Business One

2007 A

and






2007 A SP01

June 2009

THE BEST-RUN BUSINESSES RUN SAP™



Icons

Icon	Meaning
	Caution
	Example
	Note
	Recommendation
	Syntax

Typographic Conventions

Type Style	Description
<i>Example text</i>	Words or characters that appear on the screen. These include field names, screen titles, pushbuttons as well as menu names, paths and options. Cross-references to other documentation.
Example text	Emphasized words or phrases in body text, titles of graphics and tables.
EXAMPLE TEXT	Names of elements in the system. These include report names, program names, transaction codes, table names, and individual key words of a programming language, when surrounded by body text, for example, SELECT and INCLUDE.
Example text	Screen output. This includes file and directory names and their paths, messages, source code, names of variables and parameters as well as names of installation, upgrade and database tools.
EXAMPLE TEXT	Keys on the keyboard, for example, function keys (such as F2) or the ENTER key.
Example text	Exact user entry. These are words or characters that you enter in the system exactly as they appear in the documentation.
<Example text>	Variable user entry. Pointed brackets indicate that you replace these words and characters with appropriate entries.

Contents



SAP Business One 2007 A SP01-Specific	4
SAP Business One 2007 A Highlights	9
Accounting	10
Tax Reporting	12
Financial Reports	13
Sales and Purchasing Documents	14
Inventory	15
Usability	16
Documentation and Training	17
Management and Control Features	18
Software Development Kit (SDK)	19
Performance and Infrastructure Enhancements	21
Add-Ons	22
SAP Business One Integration	25
SAP Business One Integration Partner Enablement Package	25
SAP Business One Integration for SAP NetWeaver	26
Copyrights, Trademarks, and Disclaimers	27


SAP Business One 2007 A SP01-Specific

This section describes the new or changed features and functions that have been introduced to SAP Business One 2007 A in response to legal requirements or legal changes.

The following enhancements are available in the 2007 A SP01 release only:

<p>SBO Mailer Signature</p>	<p>As of SAP Business One 2007 A, one generic e-mail signature can be shared by all companies or a unique signature can be defined for some companies.</p> <p>In some countries, there are legal requirements regarding unique business information that needs to appear in the signature of all business correspondence. The SBO Mailer improvements that are provided in SAP Business One 2007 A SP01 enable the creation of e-mail signatures that comply with these requirements.</p> <p>SAP Business One 2007 A now provides two e-mail signature options:</p> <ul style="list-style-type: none"> • Common – One signature for all company databases in an SAP Business One server installation <p>If more than one productive company database is being run on an SAP Business One-server, one generic e-mail signature for all companies can be shared or a unique signature can be defined for some companies.</p> <ul style="list-style-type: none"> • Company – One signature for a specific company database <p>For either option, an e-mail signature can now contain up to 32,768 characters and spaces. In addition, you can now apply HTML tags for formatting the text to e-mail signatures.</p> <p>When upgrading from SAP Business One 2005 A, 2005 A SP01, or 2007 A to SAP Business One 2007 A SP01, previous SBO Mailer e-mail-signature settings are automatically copied to the common database. They appear in the <i>Messaging Service Settings</i> window, in the <i>Common E-Mail Signature</i> tab.</p> <p>As of the SAP Business One 2007 A SP01 release, you cannot access SBO Mailer e-mail signature settings through SAP Business One Service Manager. You can access these settings directly through the <i>Messaging Service Settings</i> window in the SAP Business One <i>Administration</i> menu.</p>
<p>Decimal Precision for Calculated Fields in Queries</p>	<p>You can now set the number of decimals that are displayed for calculated fields within queries. Previously, the number of decimals was determined by the same setting for decimal precision for amount fields.</p>

<p>Deferred Tax and Exchange Rate Differences (Costa Rica, France, Guatemala, Italy, Mexico, South Africa, Spain)</p>	<p>In SAP Business One 2007 A SP01, you can calculate and post exchange rate differences on deferred taxes. Posting is performed on special P/L account.</p> <p>This function can be activated at company level.</p> <p>Although this feature is designed to support companies in Mexico to be legally compliant, it is also available as an option for the other countries listed here if they use deferred tax.</p> <p style="text-align: center;"> NOTE</p> <p>The documents covered by the deferred tax system are: A/R and A/P invoices, A/R and A/P credit memos, and A/R and A/P down payment invoices.</p> <p>Exchange rate differences are not liable to tax.</p>						
<p>Converting Monetary Amounts to Text in Words in Chilean Spanish and Rounding Without Decimals (Chile)</p>	<p>In SAP Business One Print Layout Designer, the <i>Sum in Words</i> option enables the conversion of a numerical monetary amount to a text version in words using Chilean Spanish wording. Specifically, the main change is eliminating the use of the Latin-American Spanish word <i>billón</i> (<i>billion</i> in English), which is not used by the Chilean localization.</p> <p style="text-align: center;"> EXAMPLE</p> <table border="1" data-bbox="751 1059 1294 1301"> <thead> <tr> <th>Numerical Amount</th> <th>Latin-American Spanish Wording</th> <th>Chilean Wording</th> </tr> </thead> <tbody> <tr> <td>1.000.000.000,00</td> <td>Un billón de pesos</td> <td>Mil millones de pesos</td> </tr> </tbody> </table> <p>In addition, the conversion to Chilean Spanish wording is now enabled in the <i>Amount in Words</i> fields in the following windows:</p> <ul style="list-style-type: none"> • <i>Checks for Payment</i> window • <i>Bill of Exchange - Receivables</i> window • <i>Bill of Exchange - Payables</i> window 	Numerical Amount	Latin-American Spanish Wording	Chilean Wording	1.000.000.000,00	Un billón de pesos	Mil millones de pesos
Numerical Amount	Latin-American Spanish Wording	Chilean Wording					
1.000.000.000,00	Un billón de pesos	Mil millones de pesos					

Low-Value Assets (Germany)	<p>The Fixed Assets add-on has been enhanced so that low-value assets are now depreciated, supporting compliance with new German tax legislation. Low-value assets are defined as assets valued between €150 and €1000. SAP Business One enables you to act in accordance with the new law that states:</p> <ul style="list-style-type: none"> • Low-value assets acquired in any month of one year have to be depreciated for the whole year. • All low-value assets acquired in one year must be collected and depreciated over the next five years even if the assets are sold or scrapped within that time. <p style="text-align: center;"> NOTE</p> <p style="text-align: center;">All asset items that are categorized as low-value assets are depreciated by one item group.</p>
Tax Enhancements (US, Canada)	<p>The following tax enhancements are available in SAP Business One 2007 A SP01:</p> <ul style="list-style-type: none"> • More robust tax code determination, based on user-defined tax code determination rules. • You can now assign different tax codes to be handled at document level based on the tax code determination rules defined within the application. • (US only) You can now limit the application of tax rate from and/or up to a specified threshold amount (tax base) represented by the <i>Min. Tax Amount</i> and <i>Max. Tax Amount</i> fields in the <i>Tax Codes - Setup</i> window. • You can now define future rate changes using the new <i>Effective From</i> feature.
Equalization Tax Enhancements (Spain)	<p>SAP Business One 2007 A SP01 enables you to do the following:</p> <ul style="list-style-type: none"> • Post equalization tax to a G/L account different from the standard tax account • Show the equalization tax base in a different column in tax reports • Manage equalization tax in manual journal entry
Withholding Tax in Journal Entries (Australia, Austria, Belgium, Chile, Costa Rica, Cyprus, Denmark, Finland, France, Germany, Guatemala, Ireland, Italy, Mexico, Netherlands, Norway, Portugal, South Africa, Spain, Sweden, Switzerland, UK)	<p>You can now enter withholding tax when you make manual journal entries.</p>

Banks Setup – Bank Name Field	The length of the bank name field has been extended to 250 characters. This allows you to enter the full bank name when defining banks in the <i>Bank Name</i> field in the bank setup of the Administration module.
Balance Sheet Structure (Germany)	<p>Changes have been made to the balance sheet structure in the balance sheet report, the balance sheet comparison report, and the balance sheet budget report. To support companies in acting in compliance with the German Commercial Code, the structure now has the following order:</p> <ol style="list-style-type: none"> 1. Assets 2. Equity 3. Liabilities <p>Also, new title lines were added to enhance the grouping of asset items as well as equity and liabilities items on the balance sheet. In addition, totals for assets and equities and liabilities were added. The print layouts for these reports have been adapted to reflect these changes.</p>
Open Transactions in the General Ledger	The general ledger report has been enhanced to allow the display of the cumulative balance due by a business partner and G/L account at the individual transaction level. As a result, users can also see for which transactions they have not yet received any payments.
Folio Numbering (Costa Rica, Guatemala)	<p>The folio numbering function allows you to create legal documents such as invoices and credit memos that include the fiscal document number known as folio.</p> <p>This function, which was specially localized (with special validation rules) for Chile and Mexico, can now also be activated or deactivated for new installations of SAP Business One 2007 A in the Costa Rican and Guatemalan localizations.</p>
Withholding Tax in A/P and A/R Credit Memos (Australia, Austria, Belgium, Chile, Costa Rica, Cyprus, Denmark, Finland, France, Germany, Guatemala, Ireland, Italy, Mexico, Netherlands, Norway, Portugal, South Africa, Spain, Sweden, Switzerland, UK)	<p>You can now choose whether to calculate withholding tax for A/P and A/R credit memos not based on invoices. The withholding tax report now also includes A/P and A/R credit memos not based on invoices, for which withholding tax has been calculated.</p> <p>In incoming or outgoing payments, for credit memos that are not based on invoices and have the withholding tax type Payment, SAP Business One displays the withholding tax amount for each line and deducts it from the balance due amount. After the document is added and internally reconciled, the application creates the withholding tax journal entry.</p>

347 Report (Spain)	<p>In the business partner master data, you can specify the type of operation you carry out with the business partner (for example, acquisitions from a public entity or sales to travel agencies). You can also specify if the operation you carry out with the business partner involves selling or purchasing insurance goods or services.</p> <p>In A/P or A/R documents, you can specify if the operation you carry out with the business partner involves selling or purchasing insurance goods or services.</p> <p>In the 347 report, SAP Business One checks the value of the business transactions against the report threshold according to the total of transactions per federal tax ID. The report no longer groups the transactions according to business partner, but according to federal tax ID. You can report transactions with public entities and travel agencies in the 347 report. Furthermore, you can report insurance and leasing transactions.</p> <p>The <i>Province</i> column has been renamed as <i>State Code</i>.</p> <p>In addition, you can now export the report as a file in a format defined by the local authorities.</p>
349 Report (Spain)	<p>New columns are available in the report to display the 349 operation code, period corrected, and document number. The <i>Total Number of Business Partners</i>, <i>Total Amount of Transactions</i>, <i>Total No. of Rectifications</i>, and <i>Total Rectified</i> fields from the footer of the report were removed. The print layout for the report was adjusted to accommodate the new and changed columns displayed. The report no longer groups the transactions according to business partner, but according to federal tax ID.</p> <p>In addition, you can now export the report as a file in a format defined by the local authorities.</p>

Software Development Kit (SDK) Enhancement in SAP Business One 2007 A SP01

347 Report (Spain)	The DI API now exposes properties for enhancing the 347 report.
Equalization Tax (Spain)	The DI API now exposes properties for enhancing processes related to equalization tax.
Withholding Tax Transactions in Journal Entries	The DI API now exposes objects and properties to support the creation of withholding-tax transactions in the <i>Journal Entry</i> form in the same way they are created for documents.
Decimal Precision for Calculated Fields in Queries	The DI API exposes a property that determines the number of decimals to display for calculated fields in queries.

SAP Business One 2007 A Highlights

The following features have been prioritized in SAP Business One 2007 A:

- *Improved local best practices* – There has been a major emphasis on improving your ability to act in compliance with legal requirements in major localizations. Important enhancements to make your work more productive have been incorporated into the Banking and Financials modules. Best practices have been introduced and performance has been improved for key processes. There have been major improvements and reconstruction in key functionality areas such as reconciliation, banking (Europe) and VAT handling.
- *Enhanced Usability* – Your life has now been made easier with a range of enhancements to the user interface. The Date Picker function simplifies the entry of dates in fields. An on-screen calculator helps you make quick calculations from within the application. You can now run system queries directly from the main menu. Additional enhancements have been made to the context menus, query form settings, *Business Partner Master Data* window, user table and fields, and the authorization function. In addition, error messages now give clearer information.
- *Enhanced Documentation and Support* – SAP Business One now provides you with more help and support through improved and focused documentation, online help, and training. Context-sensitive help has been added at the field and tab level. Separate technical documents have been integrated into one convenient Administrator's Guide for each supported database. In addition, the new Welcome screen provides you with the information you need to get up-and-running quickly with SAP Business One.
- *Enhanced Management Control Tools* – The approval process now covers more transaction and document types.
- *Increasing Adaptability* – Further improvements to SAP Business One's Software Development Kit (SDK) have been introduced, making it easier for you to adapt SAP Business One to your company's specific requirements as your business changes. These enhancements enable solution partners to use SAP Business One as a core platform for vertical solutions.
- *Faster Implementation* – The implementation process has been made simpler, reducing implementation time and lowering your cost of ownership.
- *Closer Microsoft Office Integration* – SAP Business One Outlook integration has new and enhanced features as well as improved usability, stability and performance. Also, the export to Microsoft Word feature has been enhanced.
- *Enhanced Reporting Capabilities* – SAP Business One XL Reporter has been integrated into the SAP Business One core, making this powerful Microsoft Excel-based reporting tool available without the need for additional installation procedures.
- *Subsidiary Integration* – Sophisticated integration technology integrates SAP Business One installed at subsidiary locations with SAP Business Suite and SAP NetWeaver components at company headquarters. The solution integrates your entire information technology landscape with one affordable global SAP application. This gives you lower maintenance costs, increased control and new productivity.
- *Integrated Localizations* - SAP Business One 2007 A now includes the localizations for Russia, the Czech Republic, Slovakia, Hungary, and Poland. These localizations were previously included in a separate SAP Business One release. This makes it much easier for you to synchronize between subsidiaries in different countries that were previously served by different SAP Business One releases. You can create companies based on different localizations and use the functionalities from all included localizations. Also, you can display the interface languages of any of the included localizations.

Accounting

Accounting features have been enhanced to increase the accuracy of calculations, to improve usability, to provide greater automation of processes, and to add to your ability to act in compliance with local requirements.

Bank Statement Processing (limited country release)	A complete solution for automatic processing of bank statements has been provided. You can use a manually or electronically entered bank statement as the starting point for the automation of payment generation and also for internal and external reconciliation generation.
Manual Journal Entries in Wizards	The payment wizard run and dunning wizard run now apply also to manual journal entries.
Bill of Exchange (Belgium)	The bill of exchange functionality, as previously available in France, has been implemented in the Belgian localization.
Posting Periods	You can now create changes in more than one open posting period simultaneously.
Cost Accounting	You can now perform consistent profit center analysis for transactions posted across SAP Business One. Profit centers are available on all relevant forms. Also, you can maintain the history in the distribution rules.
Reconciliation	<p>The separate reconciliation processes (one for documents and one for G/L account transactions) have been unified. Since reconciliation is a cross-system process, the access to relevant windows has been changed and it is now more intuitive:</p> <ul style="list-style-type: none"> • The internal reconciliation and reconciliation history windows used for business partner reconciliation are accessed from the Business Partners module. • The internal G/L accounts reconciliation window is accessed from the Financials module. • External reconciliation windows are accessed from the Banking module. • All windows related to the reconciliation functionality have an improved user interface. <p>Also, the reconciliation of multiple business partners is now supported.</p>
Down Payment (Czech Republic/Slovakia)	You can now link a down payment request to a final invoice without needing to create a down payment invoice.
Foreign Currency Document Total Handling	The calculation of local currency totals in foreign currency documents has been changed to display the local currency total as the sum of the local currency VAT plus net amounts. This solves the problem of rounding differences that occurred previously when the local currency amount was translated independently of the VAT and net amounts. This change does not apply to the Slovakia and Czech Republic localizations.

Decimal Place Settings	You can configure the number of decimal places displayed in the <i>General Settings</i> window. It is not longer possible to decrease the number of decimal places after postings have been made. If the number is increased, you receive an error message reminding you that the action is irreversible.
Tax Calculation	The system of tax calculation has been changed to eliminate rounding errors. The new tax calculation is based on transaction totals for each tax group or jurisdiction per document. This ensures a high level of consistency and reduces the possibility of rounding errors between tax reported in the documents, reports, and posted journals.

Tax Reporting

Tax calculations have been enhanced to increase accuracy in calculations of marketing documents, journal transactions and reports and to improve compliance with local requirements.

Equalization Tax (Spain)	The calculation method of the equalization tax has been enhanced to improve calculation accuracy.
Tax Code Posting through Manual Journal Entry (Canada, USA and Mexico)	You can now create manual journal entries for selected tax codes. These journal entries are reflected in the tax reports.
Acquisition and Nondeductible Tax Codes in Manual Journal Entries (Europe)	You can now select acquisition and nondeductible tax codes when creating manual journal entries.
Tax Report (Czech Republic, Slovakia)	New columns have been added to the tax report to display <i>VAT Date</i> and <i>Business Partner</i> name.
Tax Report (Hungary)	A secondary exchange rate table has been added to the application, so you can maintain two exchange rate tables at the same time. You can generate the report according to the selected exchange rate table.
Tax Report (UK, Germany)	<p>Important enhancements have been incorporated for tax reporting. The new features include the following:</p> <ul style="list-style-type: none"> • Tracking of Items that were claimed from and paid to the tax authorities during different periods. • Claim from, or pay to, the tax authorities additional items for specific periods (if they were added later). • Post the tax liability or receivable to a G/L Account. • The tax report saving and tax settlement posting can be restricted to specific employees through the authorization feature. <p>If the tax report saving functionality is not required in your company, it can be easily deactivated.</p>
Withholding Tax (UK)	The new UK tax codes (starting 2007) are supported. The Withholding Tax report contains all the required data on one page.

Financial Reports

Financial reports have been enhanced to enable you to act in compliance with the requirements for different countries:

Financial Reports (Czech Republic, Slovakia, Hungary, Italy, Spain, Belgium, Austria, Chile, Costa Rica, Guatemala)	Enhancements have been implemented in financial reports to enable correct handling of year-end closing transactions.
Trial Balance (Poland)	New columns have been added to the report to enable concurrent presentation of both opening balance and closing balance.
1099 Report (USA)	There are three additional printing layout templates for each payment type. Also, the selection criteria window has been enhanced.
Open Items List	You can now track the outstanding balance on allocation accounts from invoices not yet delivered, by using the new option to list open documents: <i>A/R Reserve Invoice – Not Yet Delivered</i> and <i>A/P Reserve Invoice – Not Yet Delivered</i> .
Reserve Invoice	An additional account has been added to enable you to post an A/P reserve invoice transaction to a separate allocation account. Two new document statuses have been added for the A/P reserve invoice and the A/R reserve invoice: <i>Paid</i> and <i>Delivered</i> .
Cash Report (Russian Federation)	The Cash Report, which displays transactions on cash accounts, is now included in the Russian Federation localization, in addition to the localizations for Poland, the Czech Republic, Slovakia, and Hungary.
349 (Spain), and EU Sales (Europe) Reports	Paid Down Payment requests are no longer included in the reports.

Sales and Purchasing Documents

Sales and purchasing documents have been enhanced to increase the accuracy of calculations, to improve usability, to provide greater automation of processes, and to add to your ability to act in compliance with local requirements.

Invoice on Tax Only	The functionality of A/R and A/P invoices has been extended to support the creation of invoices on tax amount only.
Folio Numbers (Chile and Mexico)	The folio numbers feature is now available in additional sales and purchasing documents, inventory transactions, payment documents (where the payment is through bill of exchange), the reconciliation interface, the journal entry window, the dunning wizard, and a variety of reports.
Down Payment Invoice (Canada and USA)	The creation of down payment invoices is now supported.
Landed Costs	The landed costs transaction is now posted automatically when you create the document. The landed cost is initially posted as an estimate and you can update it later, if required. Also, the accuracy of freight calculations has been improved.
Goods Return (Russian Federation)	You can now handle a goods return with or without using the shipped goods account.

Inventory

The inventory functionality has been extended to provide more powerful and efficient tools for managing your inventory.

Inventory Revaluation	The Inventory Revaluation function has been extended to support items that are valued according to the FIFO method.
A/P Reserve Invoice	An additional account has been added to enable the posting of A/P Reserve Invoice transactions to a separate allocation account.
Pick and Pack	When you create a delivery for a sales BOM component from within the pick and pack interface, all of the components as well as the parent item of the sales BOM items are displayed in the delivery.
Serial and Batch Numbers	The selection or creation of batches and serial numbers within draft documents is now saved, but not allocated. You can still select or create these saved numbers within other transactions. Also, a new printing layout enables you to print the serial or batch number next to the respective item in the printed document.
MRP Past Due	The MRP now completes the explode process to the lowest BOM level, even if the lead time of components overflows into the past.
Inventory Audit Report	You can now display items with no transactions in the report period.
Batch Allocation Handling in the Document Generation Wizard (DGW)	The DGW now creates invoices or deliveries based on sales orders with batch managed items, if the orders are fully allocated (that is, batch numbers were allocated for all the batch managed items on the orders).

Usability

Many new features and modifications have been incorporated into the application to make it easier for you to work with SAP Business One, and to make your workday more enjoyable.

Queries	<p>Queries are now easier to use:</p> <ul style="list-style-type: none"> • The Query Generator and Query Wizard have been moved from the main menu and located conveniently in the <i>Tools</i> menu in the upper menu. • The system queries provided with SAP Business One have been incorporated into the Reports module and now appear in the main menu. <p>The query user interface has been simplified. The <i>Query Selection Criteria</i> window and the <i>Query Report</i> have been streamlined, making them easier to understand and use.</p>
Date Picker	To enter a date, now you can also click the Date Picker icon next to the date field. A calendar opens, enabling you to select the required date.
Choose from List	This feature has been enhanced, enabling you to retrieve quickly the records that begin with the characters you enter.
Context Menu	You can now open the table settings options by moving the cursor over a table header and opening settings from the context menu.
Automatic Registration of Add-ons	The SAP Business One add-ons, supplied with the purchased product, are now included in the product installation process and are registered automatically.
Business Partner Master Data Window	The <i>Business Partner Master Data</i> window can now be enlarged, making it easier to work with.
User Table and Fields	In the upper menu, the <i>User Table</i> and <i>User Fields</i> have been divided into separate windows.
Calculator	An on-screen calculator is available when working on numeric fields. This enables you to make speedy calculations on the spot, without recourse to external calculation devices, and to enter the calculation directly into the field.

Documentation and Training

SAP Business One documentation and training has undergone a major overhaul, to make sure you get precisely the information you need, when and where you need it.

Online Help	<p>The online help has been rewritten to provide a sharper focus on the information that really helps you get the job done. The documentation gets straight to the point, so you get the answers you need quickly.</p> <p>The following features have been added or enhanced:</p> <ul style="list-style-type: none"> • <i>What's This?</i> context-sensitive help has been added at the field level. When using SAP Business One you can get instant help for the field you are working on. • You can now open the window-level context-sensitive help for the window, tab or wizard screen you are working on, providing quick access to the information you require without the need to drill down through the help system. • The help window has been completely redesigned with a new layout, font and color scheme based on established principles of user interface design to make it easier for you to read and understand.
Training	<p>The range of eLearning topics has been increased, with a new emphasis on task-based training. Product training is available for customers and partners; implementation training is available only for partners. The training materials have been synchronized with the content of the online help to provide you with a complete knowledge solution.</p>
Welcome Window	<p>The <i>Welcome</i> screen quickly links you to the information you need to get up-and-running with SAP Business One.</p>
Your Feedback	<p>You can now tell us what you think about the documentation for SAP Business One. The Contact Us window links you to our online surveys, where your feedback helps us provide you with better documentation.</p>
Administrator's Guide	<p>The new Administrator's Guide includes all information required for installing and managing your SAP Business One system in one convenient document. This replaces the separate Installation, Upgrade, Security and Solution Operations guides.</p>
Easy Start	<p>The Easy Start guide has been rewritten to provide more practical information with check-lists to get you started with SAP Business One.</p>

Management and Control Features

Improved features give you more control over the way you run your business.

Drag and Relate	The layout of the <i>Drag and Relate</i> menu is synchronized with the layout of the SAP Business One main menu.
Approval Procedures	Approval procedures now apply to inventory transactions, such as goods receipt and goods issues. In addition, you can update documents that have been approved or rejected, by initiating a new approval process.
Reporting	SAP Business One XL Reporter is now fully integrated into SAP Business One 2007. You can link directly from SAP Business One to the SAP Customer Portal to download SAP Business One XL Reporter templates.
Print Layout Designer	The following functionality enhancements have been added to the Print Layout Designer (PLD) <ul style="list-style-type: none"> • You can print the first page on a different printer. • You can display a repetitive area footer on all pages. • The <i>Preview Printing Layout</i> and <i>E-Mail Layout</i> fields are deselected by default. • You can set a default layout for one or more specified users. Also, it is easier to make a default selection for a specified business partner. • Generated fields are created with the prefix F_XXX, instead of Field_XXX, making it easier to find fields in the list. • Descriptions have been added to arithmetical operators.
PDF Support	The quality of exported layouts, e-mail attachments and faxes has been improved through the use of the popular PDF format. This replaces the JPG format used in previous releases.
Export to Microsoft Word	The feature Export to Microsoft Word has been enhanced to support the export of documents that include special row types, such as alternative item rows, text rows, and subtotal rows.

Software Development Kit (SDK)

SAP Business One is equipped with a programming API based on COM technology. You can use the functional scope of SAP Business One as supplied, or adapt it to your specific requirements. The API is delivered as a Software Development Kit (SDK), including development documentation and code samples.

The SAP Business One SDK enables you to extend and change the functionality of SAP Business One to create industry and company functionality and interfaces with third-party tools.

Connection Interface

New Connection Interface	<p>When running several DI add-ons, performance may degrade significantly, because each additional connection to the DI API loads a new DI and ObServer DLLs.</p> <p>You can improve performance by using a new connection interface to DI API. This method is recommended when running multiple DI add-ons connected to the same company database.</p>
---------------------------------	---

DI API

Account Category Service	The Account Category service enables you to add, update, and delete account categories.
Alternative Items Service	<p>The Alternative Items service manages alternative items.</p> <p>Use the service to:</p> <ul style="list-style-type: none"> • Add alternative items • Delete alternative items • Update an alternative item • Save the object in XML format
Bank Statements Service	The Bank Statements service manages bank statement drafts that can be posted in SAP Business One. The service lets you add, update, delete, and get lists of bank statements
Projects Service	<p>The Projects service manages projects.</p> <p>Use the service to:</p> <ul style="list-style-type: none"> • Add projects • Delete projects • Update projects name and code • Save the object in XML format
Down Payments	The Down Payments property in Documents objects supports A/R and A/P down payment invoices and requests. It returns the total down payment amount in local currency.
Installments	The Installments object is a child object of the Documents object representing the installments feature in marketing documents.
Packages	The Packages object manages the packages in delivery and A/R invoice documents.

Reserve Invoice	The Reserve Invoice property determines whether or not the document is a reserve invoice that can be drawn to a delivery.
GetByKey	<p>GetByKey retrieves and sets the values of the object's properties from the object's absolute key in the company database.</p> <p>If serial numbers and batch numbers are set to the specified document object lines, the returned object contains references to these child objects.</p>
Special Lines	The special lines object represents text and subtotal lines in marketing documents. The Line Type property sets or returns a value specifying whether the line is a regular item line or an alternative item line.
Cargo Custom Declaration (Russian Federation)	Cargo custom declaration (CCD) numbers are used to monitor the flow of imported goods in the Russian Federation. The Define CCD table has been exposed for read/write. Enhancements (such as tracking quantities) can be performed through an add-on.

UI API

Data Pickers	<p>All SAP Business One pickers are supported by the UI API. The pickers are automatically displayed when adding EditText or EditTextColumn items.</p> <ul style="list-style-type: none"> • Date picker – on EditText of type date • Calculator picker – on EditText of type long_number/measure and so on • ChooseFromList picker – on EditText connected to a Choose-From list • Translation picker – on EditText of type alpha numeric on master data forms in OK mode • Search picker – on EditText with formatted search
---------------------	--

Performance and Infrastructure Enhancements

The performance of SAP Business One has been improved in several areas.

Marketing Documents	The performance of marketing document scenarios, such as the draw document process and long marketing documents, have been improved.
Multiple add-ons	The performance of SAP Business One, when working with multiple add-ons, has been improved. Backwards compatibility has been maintained.
SAP EarlyWatch Alert for SAP Business One	It is now easier to send data over slow communication networks, by saving the data as a summary, containing only the essential information. Also, the SAP EarlyWatch Alert user interface has been enhanced, making it easier to use.

Add-Ons

SAP Business One is supplied with add-ons to extend the application's core functionality.

Format Definition is a completely new add-on. The Copy Express, DATEV-FI, Intrastat and Microsoft Outlook Integration Add-ons have all been enhanced with new and improved features. Fixed Assets, Payment Engine and ELSTER Integration continue with their familiar range of features.

Documentation and Error Messages	<p>The error messages displayed by SAP Business One add-ons are much clearer, giving you the information you require to resolve issues proactively. Updated, concise and detailed documentation and online help provide you with the information you need to use the established and new features.</p>
Format Definition	<p>Use the new Format Definition add-on to define your own customized bank statement formats for different banks. You can generate rules to instruct the Bank Statement Processing functionality to import data from bank statements into SAP Business One. The Format Definition generates conversion rules to create new bank statement formats or modify existing ones.</p>
Copy Express	<p>The Copy Express add-on facilitates the copying of configuration and specific data from one SAP Business One database to another.</p> <p>The following functions have been added to the Selection Tree:</p> <ul style="list-style-type: none"> • Partial indication of tree node • Display all dependencies • Tree node's text copy • Change the place of Projects category <p>The following functions have been added to the Data Area:</p> <ul style="list-style-type: none"> • Filter and advanced sort • Select and unselect all data • Indicate read-only and editable fields • Save last-view layout for each worksheet • Sort indication in the header of sorted column <p>The following functions have been added to the log:</p> <ul style="list-style-type: none"> • Sort and filter • Save log in Microsoft Excel file

Microsoft Outlook Integration	<p>The performance, usability and stability of Outlook Integration have been improved.</p> <p>Outlook Integration now includes more functionality to support the wide use of Microsoft Outlook and SAP Business One.</p> <p>The following enhanced features have been added to help you to synchronize tasks between SAP Business One and Microsoft Outlook:</p> <ul style="list-style-type: none">• Message indicating the completion of synchronization.• Alert message for value date beyond open period• More intuitive error messages for validation on valid date• New <i>Sync Task Status</i> field to indicate status of synchronization processes between SAP Business One and Microsoft Outlook
Datev- FI	<p>The performance of the Datev-FI interface has been improved, increasing the efficiency of a Datev master data transfer. You no longer need to transfer all master data each time you run a Datev transfer; you can transfer only the master data that has been created or modified.</p>

Intrastat	<p>The Intrastat add-on now makes it easier and faster to customize and manage Intrastat with the following enhanced usability and new features:</p> <p>The Code Table supports the following new functions:</p> <ul style="list-style-type: none">• Default values for company data table• Additional measure unit code table• Commodity code search and upload• Intrastat setting table <p>In data collection the following features have been updated:</p> <ul style="list-style-type: none">• New business documents to be collected: A/R credit memo, A/P credit memo and stock transfer• Data collection rules enhancement• Multiple months collection• Updated calculation methods• Supports Sales BOM structured items <p>The Intrastat declaration wizard includes the following steps:</p> <ul style="list-style-type: none">• New and load• Common fields• Country-specific fields• BP mass operation• Item mass operation• Declaration• Creating declaration files
------------------	---

SAP Business One Integration

SAP Business One Integration contains an integration platform, design and administration tools, and out-of-the-box integration applications. It is a declarative and message-based integration environment that enables asynchronous integration between SAP Business One and other applications and services.

By controlling the integration process and supporting development with patterns for frequently used integration tasks, SAP Business One Integration offers you the flexibility you require when customizing to meet your company needs.

SAP Business One Integration 2007 provides a set of preconfigured, out-of-the-box integration applications, in addition to a package that enables partners to rapidly build new integration content.

SAP Business One Integration Partner Enablement Package

SAP Business One Integration Partner Enablement Package enables partners to develop their own SAP Business One Integration solutions, including business content and iApps.

Integration Application Explorer (iApp Explorer)	The integrated console for SAP Business One Integration system-level management and service.
Integrated Development Environment (IDE)	A visual modeling tool that enables developers to create and modify their own specific integration content and templates without writing code.
SAP Business One Integration Development Guide	This document contains the IPO and Bizflow Development Guide, and the iApp Development Guide.
SAP Business One Integration Application Samples	Provides IPO and Bizflow samples.

SAP Business One Integration for SAP NetWeaver

Master Data Distribution	Enables you to transfer and synchronize master data between SAP ERP or SAP NetWeaver (MDM) and SAP Business One.
Sales Processing	<p>Provides integration for sales processes between SAP Business One and SAP ERP.</p> <p>Two preconfigured sales process scenarios allow you to make quick and efficient sales transactions between your small subsidiaries and the enterprise systems:</p> <ul style="list-style-type: none"> • Sales from local stock (with a replenishment order) This integration scenario supports communication between subsidiaries (SAP Business One) and their headquarters (SAP ERP) to replenish (purchase processing) local stock from a central warehouse. • Sales from central stock (with third-party order) This integration scenario supports communication between subsidiaries (SAP Business One) and their headquarters (SAP ERP) for the local sale of products that are delivered directly from the central warehouse to the local end customer.
Distribution of Customizing Data	<p>Enables the reconciliation of customized data from the SAP ERP headquarters system with the corresponding table data in the subsidiary's SAP Business One system. The preconfigured integration content available for customized distribution is available in two business packages:</p> <ul style="list-style-type: none"> • Customizing Data for Master Data Distribution – Customer • Customizing Data for Master Data Distribution – Product
Management Reporting	This function retrieves, processes, and transfers transactional data from SAP Business One to SAP NetWeaver Business Information Warehouse for decision-making and further analysis, such as central managerial sales analysis and subsidiaries comparison. It focuses on the area of sales and distribution, including sales orders, sales deliveries, and sales invoices.

Copyrights, Trademarks, and Disclaimers

© Copyright 2009 SAP AG. All rights reserved.

The current version of the copyrights, trademarks, and disclaimers at <http://service.sap.com/smb/sbocustomer/documentation> is valid for this document.